




MEGADYNE



AM-EN



HVAC-R

PRODUCT
GUIDE

WELCOME TO **MEGADYNE**






Founded in 1957 and based in Mathi (Italy), Megadyne is a global product brand of rubber and urethane drive belts and associated components used in power transmission, product handling and linear positioning applications.



8  PRODUCTION SITES IN EUROPE, ASIA AND AMERICA
+170  CUSTOMER SOLUTION CENTERS

Our extensive product portfolio is available globally in over 40 countries and 170 locations to support our OEM and SEM clients' businesses in their sustainability efforts.

After decades of growth, Megadyne continues to excel with a diverse portfolio of comprehensive power transmission and product handling solutions for all industry segments.



Entrepreneurship

We empower our teams to think like entrepreneurs, making intelligent and informed decisions.

People Focus

We care for our highly skilled employees, who cooperate in a diverse and inclusive environment as One AMMEGA Team. Our employees work collaboratively to foster productivity and continuous progress.

Customer Centricity

We are committed to the success of our customers, value their feedback, and craft solutions that fit their needs. Our goal is to build sustainable relationships.

Responsibility

We are part of a larger business community that we can help improve by working responsibly, by maintaining and increasing transparency, and by acting ethically and with integrity as good corporate citizens at all times.

Agility

The industry is driven by speed, our always-fast responsiveness and fast decision-making are a must in all our business areas.



Welcome to Megadyne **Power Transmission Solutions**

Megadyne supplies complete and innovative solutions for a broad range of applications and industries such as **material handling, elevators, machine tools, food industry equipment, packaging, fitness, wood, marble, and ceramics...** just to name a few of the many industrial markets where you'll find the Megadyne name.

PARTNER PORTAL

Discover our e-commerce area reserved for our distribution partners.

1. Search for information and download technical manuals

2. Check product availability and price

3. Request a quote

4. Place your order

5. Track shipment

6. Review order details and history

7. Update account information



USA
Partner Portal



CANADA
Partner Portal



MAIN BENEFITS



Available 24/7

Place your order or submit an inquiry anytime, anywhere, any device.



Real time data

Access to current stock availability, pricing and delivery.



Reduce errors and save time

Eliminate time consuming manual activities to place your order.



Easily track order status and history

All order details are available at your fingertips - access current order details, order history and general account information.




Access relevant product information

Discover new products, download product brochures and access additional product detail information.



NOT A CUSTOMER YET?
CONTACT US!





Megadyne Group and **Jason Industrial** are members of the AMMEGA Group. The AMMEGA Group companies manufacture, fabricate and supply Power Transmission Belting, Material Handling Hoses and Accessories for a wide range of industries.

This brochure presents Megadyne Group's portfolio of belts and accessories that serve the needs of the HVAC-R markets.

As our customer you can feel confident in the quality and integrity of our products, the speed and efficiency at which they are delivered, along with the expertise and customer focus that we are committed to providing.

Our US Headquarters is located in West Caldwell, NJ. Customer Service and our Distribution Center are located just outside of Chicago, IL.

Megadyne, headquartered near Mathi Italy, is a global manufacturer of rubber and urethane power transmission, product handling and linear positioning drive belts.

For more information on our products and full product offerings, please visit: www.megadynegroup.com

The following trademarks have been registered in the United States Patent and Trademark Office by their owners:

Accu-Link® is a registered trademark of Jason Industrial (Megadyne Group)

RPP® is a registered trademark of the Timken company (formerly Carlisle)

Poly Chain®, PCGT®, HTD®, PowerGrip® and GT® are registered trademarks of the Gates Corporation

Isoran® is a registered trademark of Dayco Europe S.R.L.



WARNING: This catalog contains products that can expose you to chemicals including carbon black, DINP, and/or lead which is known in the state of California to cause cancer, birth defects or other reproductive harm. For more information visit www.P65WARNINGS.ca.gov

INDEX

	UniMatch® V-Belts for HVAC Drives		3
	Energy Efficient Belt Drives for Air Handling		4
<hr/>			
V-BELTS	Fractional Horsepower (FHP)		5
	UniMatch® Classical Multi-Plus®	3L	6
	UniMatch® Cogged Raw Edge Classical	A, B, C, D, E	11
	UniMatch® Deep Wedge	AX, BX, CX	14
	UniMatch® Cogged Raw Edge Deep Wedge	3V, 5V, 8V	16
	Accu-Link® – Detachable Tab Type Link	3VX, 5VX	18
	Accu-Link® – Assembly & Disassembly	3L, A, B, C, CC	19
	Accu-Link® – Comparative Length Table - 3L		20
	Accu-Link® – Comparative Length Table - A/4L, B/5L		20
<hr/>			
BANDED V-BELTS	UniMatch® Banded Classical	RB, RC, RD	21
	UniMatch® Banded Deep Wedge	R3V, R5V, R8V	23
	UniMatch® Banded Cogged Raw Edge Deep Wedge V-Belt	R3VX, R5VX	25
<hr/>			
SYNCHRONOUS BELTS	MEGASYNC™ Titanium - Ultra High Torque	TTM8, TTM14	27
	MEGASYNC™ Gold2 - Super High Torque	GLD2 5M, GLD2 8M, GLD2 14M	29
	MEGASYNC™ Silver3 - Extra High Torque	SLV3 5M, SLV3 8M, SLV3 14M	31
	MEGASYNC™ RPP - High Torque	RPP3, RPP5, RPP8, RPP14	33
<hr/>			
PULLEYS & BUSHINGS	Pulleys & Bushings		37
	Light & Heavy Duty, Variable Pitch, AL (Blower), QD, Synchronous, Made To Order		37
<hr/>			
TECHNICAL DATA	Drive Belt Nomenclature - V-Belts		39
	Drive Belt Nomenclature - Synchronous Belts		40
	Synchronous Belt - Tooth Profile Dimensions		41
	V-Belt Failure Analysis		42
	V-Belt Pulley Inspection		43
	V-Belt Tensioning		44
	Troubleshooting V-Belt Drives		45
Troubleshooting Synchronous Drives		46	
<hr/>			
BELT ACCESSORIES	V-Belt Display		47
	V-Belt Wall Rack		47
	Sheave Gauge		47
	V-Belt Measurer		47
	Tension Tester Gauge		47
	Electronic Tension Meter - DTM-Micro		47
<hr/>			
	GENERAL TERMS, CONDITIONS AND LIMITED WARRANTY OF SALE		50

UNIMATCH® V-BELTS

YOUR BEST CHOICE FOR HVAC DRIVES!



- Better Value, Better Service, Better Inventory
- Precision engineered to measure within ARPM matching limits.
- Multi-Plus® - Dual Branded to reduce inventories! Discontinue your 4L & 5L inventory!
- Made to Perform and Priced to compete!

Multi-Plus®
A, B, C, D, E



Cogged Raw Edge
AX, BX, CX



Fractional Horsepower
3L Section



Deep Wedge
3V, 5V, 8V



Cogged Raw Edge
Deep Wedge 3VX, 5VX




Banded Classical
RB, RC, RD



Accu-Link®
3L, A, B, C, CC



Banded Deep Wedge Cog
R3VX, R5VX



Banded Deep Wedge
R3V, R5V, R8V



ENERGY EFFICIENT BELT DRIVES

FOR AIR HANDLING EQUIPMENT

Replacing V-belts with Synchronous Belts in Air Handling applications has been recognized by the U.S. Department of Energy as a “best practice” to reduce energy requirements in Industrial and Commercial applications.

WHY ARE MEGADYNE SYNCHRONOUS BELTS CONSIDERED GREEN?

At the time of installation V-belt drives operate at 95% - 98% efficiency, efficiency ratings drop to approximately 93% over the life of the belt and remain there when properly maintained. Most efficiency losses occur in the first 24 hours of operation, creating the need to re-tension the belt. If V-belt drives are not re-tensioned as part of a preventative maintenance program, they can drop to as low as 80% efficiency during the life of the belt.

Efficiency as applied to air handling equipment is the rate of the motor's energy as transferred to the driven fan. The lower the efficiency rating, the slower the fan speed, which results in lower air movement and longer cycle/run times for the HVAC Equipment - thus increasing electrical consumption.

Once properly tensioned, Megadyne Synchronous Belts maintain a 98% efficiency rating throughout the life of the belt and without the need for costly maintenance.

Electrical savings due to the constant 98% efficiency standard of a synchronous belt are significant in many applications.

What is the annual energy and dollar savings if a 93% efficient V-belt is replaced with a 98% efficient synchronous belt?

A Department of Energy report compares a continuously operating, 100HP, supply-air fan motor at 93% efficiency operating at an average load of 75% while consuming 527,000 kWh annually. Electricity is priced at \$0.05/kWh.

$$\text{Energy Savings} = \text{Annual Energy Use} \times (1 - 93\%/98\%) = 527,000 \text{ kWh/year} \times (1 - 93/98) = 26,888 \text{ kWh/year}$$

$$\text{Annual Cost Savings} = 26,888 \text{ kWh} \times \$0.05 = \$1,345$$

NOTE: Synchronous belts may not be suitable for every drive. Where a v-belt must be used it is also an option to replace wrapped v-belts with raw edge cogged belts for an average 95% efficiency. This is an economical upgrade and additionally allows the use of existing pulleys.



CONDUCT A SURVEY OF YOUR DRIVES

Contact your Megadyne Distributor to conduct a survey of your belt driven equipment and identify energy savings potential on your drives!

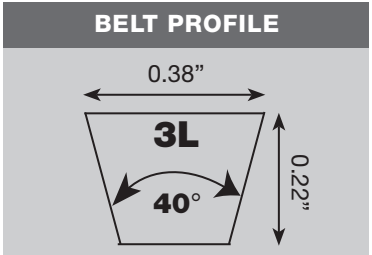
FRACTIONAL HORSEPOWER

(FHP) 3L SECTION

Fractional Horsepower (FHP) V-Belts are ideal for HVAC equipment, appliances, outdoor power equipment, lawn & garden, and various industrial applications. Generally, 3L FHP belts are used individually on drives of 1 horsepower or less. See Classical Multi-Plus belts for 4L and 5L belts.



PART NOMENCLATURE	
3L130	
3	= top width in eighths of an inch = 3/8"
L	= Light Duty (FHP)
130	= outside length in tenths of an inch = 13.0"



- 1. COMPOUND**
Styrene Butadiene Rubber
- 2. CORD**
Polyester
- 3. COVER**
Cotton/polyester blend

FEATURES & BENEFITS

- Oil & Heat Resistant: Durability in tough environments
- Flexibility: Ideal for use with backside idlers
- Static Dissipating: Safe operation in potentially dangerous atmosphere

TECHNICAL INFO

- Applications: HVAC Equipment, Lawn & Garden, Appliances, General Industry
- Engineering Standards: Conforms to ARPM standard IP-23
- Temperature Range: -22°F/+176° (-30°C/+80°C)
- Recommended Pulleys: Use pulleys made to ARPM standards

Note: Effective length is approximately equal to outside length

3L - AVAILABLE SIZES		
Belt Number	Outside Length (inch)	Approx. Weight (lbs.)
3L130	13.0	0.04
3L140	14.0	0.04
3L150	15.0	0.04
3L160	16.0	0.04
3L170	17.0	0.06
3L180	18.0	0.06
3L190	19.0	0.06
3L200	20.0	0.07
3L210	21.0	0.07
3L220	22.0	0.07
3L230	23.0	0.08
3L240	24.0	0.08
3L250	25.0	0.08
3L260	26.0	0.09
3L270	27.0	0.09
3L280	28.0	0.09

3L - AVAILABLE SIZES		
Belt Number	Outside Length (inch)	Approx. Weight (lbs.)
3L285	28.5	0.09
3L290	29.0	0.1
3L300	30.0	0.1
3L310	31.0	0.11
3L315	31.5	0.11
3L320	32.0	0.11
3L330	33.0	0.11
3L340	34.0	0.11
3L350	35.0	0.12
3L360	36.0	0.12
3L370	37.0	0.12
3L380	38.0	0.13
3L390	39.0	0.13
3L400	40.0	0.13
3L410	41.0	0.14
3L420	42.0	0.14

3L - AVAILABLE SIZES		
Belt Number	Outside Length (inch)	Approx. Weight (lbs.)
3L430	43.0	0.15
3L440	44.0	0.15
3L450	45.0	0.15
3L460	46.0	0.15
3L470	47.0	0.16
3L475	47.5	0.16
3L480	48.0	0.16
3L490	49.0	0.16
3L500	50.0	0.17
3L510	51.0	0.17
3L520	52.0	0.17
3L530	53.0	0.18
3L540	54.0	0.18
3L550	55.0	0.19
3L560	56.0	0.19
3L570	57.0	0.19

3L - AVAILABLE SIZES		
Belt Number	Outside Length (inch)	Approx. Weight (lbs.)
3L610	61.0	0.2
3L620	62.0	0.2
3L630	63.0	0.2
3L640	64.0	0.21
3L650	65.0	0.21
3L660	66.0	0.21
3L670	67.0	0.22
3L680	68.0	0.22
3L690	69.0	0.22
3L700	70.0	0.22
3L710	71.0	0.22
3L720	72.0	0.23
3L730	73.0	0.23
3L740	74.0	0.23
3L750	75.0	0.24
3L760	76.0	0.24

Additional lengths may be available - contact Megadyne for sizes not listed



UNIMATCH® CLASSICAL

MULTI-PLUS A (4L), B (5L), C, D, E



Multi-Plus V-Belts are designed to perform in tandem in multiple V-Belt drives, maintaining drive efficiency and belt performance. Multi-Plus V-Belts are always matched, easy to install and maintain. Multi-Plus V-Belts come in a complete range of sizes, are anti-static and offer oil and heat resistance meeting ARPM requirements.

Dual Branding – A and B section belts up to 100" are Dual Branded clearly identifying both ARPM classical and fractional horsepower (FHP) sizes allowing consolidation of your classical and FHP inventory into one belt line – saving you money! No need to carry two separate product lines. The dual part number system is more than just labeling, too. FHP & Classical belts have the same top width dimension but classical profile is deeper, allowing more belt/pulley contact and reducing sheave wear.

Dual Branding Examples: A40 (4L420) --- B78 (5L810)



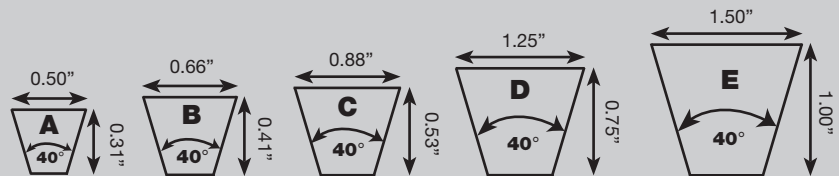
PART NOMENCLATURE

A15

A = 0.50" width x 0.31" thickness
15 = Inside length 15.0"

- 1. COMPOUND**
Natural rubber/SBR
- 2. CORD**
Polyester
- 3. COVER**
Cotton/polyester blend

BELT PROFILES



FEATURES & BENEFITS

- UniMatch Construction: Consistent performance in multiple V-Belt drives - ensures all belts will measure within ARPM matching standards
- Dual Branding: A & B sections dual-branded with classical and FHP part numbers - reduces inventory by allowing you to discontinue 4L and 5L
- Oil & Heat Resistant: Durability in tough environments
- Static conductive to ARPM IP3-3

TECHNICAL INFO

- Applications: General Industry, HVAC Equipment, Lawn & Garden, Agriculture
- Engineering Standards: Conforms to ARPM standard IP-20
- Temperature Range: -22°F/+176° (-30°C/+80°C)
- Recommended Pulleys: Use pulleys made to ARPM standards

All items subject to minimum order requirements.



WARNING: This product can expose you to chemicals including carbon black, which is known to the State of California to cause cancer or birth defects or other reproductive harm. For more information visit www.P65WARNINGS.ca.gov

HVAC-R



UNIMATCH® CLASSICAL

MULTI-PLUS A(4L), B(5L)

A		
Belt Number	Outside Length (inch)	Approx. Weight (lbs.)
4L160	16	0.1
A15 (4L170)	17	0.1
A16 (4L180)	18	0.1
A17 (4L190)	19	0.1
A18 (4L200)	20	0.1
A19 (4L210)	21	0.1
A20 (4L220)	22	0.1
A21 (4L230)	23	0.1
A22 (4L240)	24	0.15
A23 (4L250)	25	0.2
A24 (4L260)	26	0.2
A25 (4L270)	27	0.2
A26 (4L280)	28	0.2
A27 (4L290)	29	0.2
A28 (4L300)	30	0.2
A29 (4L310)	31	0.2
A30 (4L320)	32	0.2
A31 (4L330)	33	0.2
A32 (4L340)	34	0.2
A33 (4L350)	35	0.2
A34 (4L360)	36	0.2
A35 (4L370)	37	0.2
A36 (4L380)	38	0.2
A37 (4L390)	39	0.2
A38 (4L400)	40	0.2
A39 (4L410)	41	0.2
A40 (4L420)	42	0.2
A41 (4L430)	43	0.2
A42 (4L440)	44	0.2
A43 (4L450)	45	0.3
A44 (4L460)	46	0.3
A45 (4L470)	47	0.3
A46 (4L480)	48	0.3
A47 (4L490)	49	0.3
A48 (4L500)	50	0.3
A49 (4L510)	51	0.3
A50 (4L520)	52	0.3
A51 (4L530)	53	0.3
A52 (4L540)	54	0.3
A53 (4L550)	55	0.3
A54 (4L560)	56	0.3
A55 (4L570)	57	0.3

A		
Belt Number	Outside Length (inch)	Approx. Weight (lbs.)
A56 (4L580)	58	0.3
A57 (4L590)	59	0.3
A58 (4L600)	60	0.3
A59 (4L610)	61	0.3
A60 (4L620)	62	0.3
A61 (4L630)	63	0.3
A62 (4L640)	64	0.3
A63 (4L650)	65	0.3
A64 (4L660)	66	0.3
A65 (4L670)	67	0.3
A66 (4L680)	68	0.4
A67 (4L690)	69	0.4
A68 (4L700)	70	0.4
A69 (4L710)	71	0.4
A70 (4L720)	72	0.4
A71 (4L730)	73	0.4
A72 (4L740)	74	0.4
A73 (4L750)	75	0.4
A74 (4L760)	76	0.4
A75 (4L770)	77	0.4
A76 (4L780)	78	0.4
A77 (4L790)	79	0.4
A78 (4L800)	80	0.4
A79 (4L810)	81	0.4
A80 (4L820)	82	0.4
A81 (4L830)	83	0.4
A82 (4L840)	84	0.4
A83 (4L850)	85	0.4
A84 (4L860)	86	0.4
A85 (4L870)	87	0.4
A86 (4L880)	88	0.4
A87 (4L890)	89	0.4
A88 (4L900)	90	0.4
A89 (4L910)	91	0.4
A90 (4L920)	92	0.4
A91 (4L930)	93	0.5
A92 (4L940)	94	0.5
A93 (4L950)	95	0.5
A94 (4L960)	96	0.5
A95 (4L970)	97	0.5
A96 (4L980)	98	0.5
A97 (4L990)	99	0.5

A		
Belt Number	Outside Length (inch)	Approx. Weight (lbs.)
A98 (4L1000)	100	0.5
A99	101	0.5
A100	102	0.5
A101	103	0.5
A102	104	0.5
A103	105	0.5
A104	106	0.5
A105	107	0.5
A106	108	0.55
A107	109	0.57
A108	110	0.6
A109	111	0.65
A110	112	0.7
A111	113	0.75
A112	114	0.8
A113	115	0.8
A114	116	0.8
A115	117	0.8
A116	118	0.8
A118	120	0.8
A119	121	0.8
A120	122	0.8
A124	126	0.8
A128	130	0.8
A130	132	0.8
A132	134	0.8
A133	135	0.8
A133.5	135.5	0.8
A134	136	0.8
A135	137	0.9
A136	138	0.9
A137	139	0.9
A138	140	0.9
A140	142	0.95
A144	146	1
A148	148	1.1
A155	157	1.1
A156	158	1.1
A157	159	1.1
A158	160	1.1
A162	164	1.1
A170	172	1.1

A		
Belt Number	Outside Length (inch)	Approx. Weight (lbs.)
A173	175	1.15
A180	182	1.15
A196	198	1.31
A197	199	1.31
A210	212	1.35
A221	223	1.4
A238	240	1.5
A256	258	1.7
A258	260	1.75

AVAILABLE SIZES

Additional lengths may be available. Contact Megadyne for sizes not listed.

B		
Belt Number	Outside Length (inch)	Approx. Weight (lbs.)
5L220	22	0.4
B20 (5L230)	23	0.4
B21 (5L240)	24	0.4
B22 (5L250)	25	0.4
B23 (5L260)	26	0.4
B24 (5L270)	27	0.4
B25 (5L280)	28	0.4
B26 (5L290)	29	0.4
B27 (5L300)	30	0.4
B28 (5L310)	31	0.4
B29 (5L320)	32	0.4
B30 (5L330)	33	0.4
B31 (5L340)	34	0.4
B32 (5L350)	35	0.4
B33 (5L360)	36	0.4
B34 (5L370)	37	0.4
B35 (5L380)	38	0.4
B36 (5L390)	39	0.4
B37 (5L400)	40	0.4
B38 (5L410)	41	0.4
B39 (5L420)	42	0.4
B40 (5L430)	43	0.4

V-BELTS

HVAC-R



WARNING: This product can expose you to chemicals including carbon black, which is known to the State of California to cause cancer or birth defects or other reproductive harm. For more information visit www.P65WARNINGS.ca.gov



UNIMATCH® CLASSICAL

MULTI-PLUS B(5L) (CONTINUED)

B		
Belt Number	Outside Length (inch)	Approx. Weight (lbs.)
B41 (5L440)	44	0.4
B42 (5L450)	45	0.4
B43 (5L460)	46	0.4
B44 (5L470)	47	0.4
B45 (5L480)	48	0.4
B46 (5L490)	49	0.5
B47 (5L500)	50	0.5
B48 (5L510)	51	0.5
B49 (5L520)	52	0.5
B50 (5L530)	53	0.5
B51 (5L540)	54	0.5
B52 (5L550)	55	0.5
B53 (5L560)	56	0.5
B54 (5L570)	57	0.5
B55 (5L580)	58	0.6
B56 (5L590)	59	0.6
B57 (5L600)	60	0.6
B58 (5L610)	61	0.6
B59 (5L620)	62	0.6
B60 (5L630)	63	0.6
B61 (5L640)	64	0.7
B62 (5L650)	65	0.7
B63 (5L660)	66	0.7
B64 (5L670)	67	0.7
B65 (5L680)	68	0.7
B66 (5L690)	69	0.7
B67 (5L700)	70	0.7
B68 (5L710)	71	0.7
B69 (5L720)	72	0.7
B70 (5L730)	73	0.7
B71 (5L740)	74	0.7
B72 (5L750)	75	0.7
B73 (5L760)	76	0.7
B74 (5L770)	77	0.7
B75 (5L780)	78	0.7
B76 (5L790)	79	0.7
B77 (5L800)	80	0.8
B78 (5L810)	81	0.8
B79 (5L820)	82	0.8
B80 (5L830)	83	0.8
B81 (5L840)	84	0.8
B82 (5L850)	85	0.8

B		
Belt Number	Outside Length (inch)	Approx. Weight (lbs.)
B83 (5L860)	86	0.8
B84 (5L870)	87	0.8
B85 (5L880)	88	0.8
B86 (5L890)	89	0.8
B87 (5L900)	90	0.8
B88 (5L910)	91	0.8
B89 (5L920)	92	0.8
B90 (5L930)	93	0.9
B91 (5L940)	94	0.9
B92 (5L950)	95	0.9
B93 (5L960)	96	0.9
B94 (5L970)	97	0.9
B95 (5L980)	98	0.9
B96 (5L990)	99	0.9
B97 (5L1000)	100	0.9
B98 (5L1010)	101	0.9
B99 (5L1020)	102	1
B100	103	1
B101	104	1
B102	105	1
B103	106	1
B104	107	1
B105	108	1
B106	109	1
B107	110	1
B108	111	1
B109	112	1
B110	113	1.1
B111	114	1.1
B112	115	1.1
B113	116	1.15
B114	117	1.2
B115	118	1.2
B116	119	1.2
B118	121	1.2
B120	123	1.2
B122	125	1.2
B123	126	1.2
B124	127	1.2
B125	128	1.2
B126	129	1.2
B127	130	1.2

B		
Belt Number	Outside Length (inch)	Approx. Weight (lbs.)
B128	131	1.3
B130	133	1.3
B131	134	1.3
B132	135	1.3
B133	136	1.3
B134	137	1.3
B135	138	1.3
B136	139	1.3
B138	141	1.3
B140	143	1.3
B141	144	1.3
B142	145	1.3
B144	147	1.4
B147	150	1.4
B148	151	1.4
B150	153	1.5
B152	155	1.5
B153	155	1.5
B154	157	1.5
B156	159	1.5
B157	160	1.5
B158	161	1.5
B162	165	1.5
B163	166	1.5
B165	168	1.5
B166	169	1.5
B168	171	1.5
B170	173	1.5
B173	176	1.5
B175	178	1.5
B177	180	1.5
B180	183	1.5
B182	185	1.5
B184	187	1.5
B187	190	1.7
B188	191	1.8
B190	193	1.9
B192	195	2
B195	198	2
B197	200	2
B204	207	2
B205	208	2

B		
Belt Number	Outside Length (inch)	Approx. Weight (lbs.)
B210	213	2
B215	217	2.1
B220	221	2.15
B221	223	2.25
B223	225	2.25
B224	226	2.3
B225	227	2.3
B228	230	2.3
B229	231	2.3
B234	236	2.3
B237	239	2.3
B240	242	2.3
B248	250	2.3
B252	254	2.3
B253	255	2.3
B255	257	2.3
B256	258	2.3
B259	261	2.3
B265	267	2.3
B268	270	2.3
B270	272	2.3
B276	278	2.7
B280	282	2.7
B285	287	2.7
B292	294	2.7
B293	295	2.7
B300	302	2.7
B315	317	2.9
B330	332	2.9
B333	335	2.9
B345	347	3
B360	362	3.2
B394	396	4
B433	435	4.2
B472	474	4.6
B512	514	4.9

AVAILABLE SIZES
Additional lengths may be available. Contact Megadyne for sizes not listed.

V-BELTS



WARNING: This product can expose you to chemicals including carbon black, which is known to the State of California to cause cancer or birth defects or other reproductive harm. For more information visit www.P65WARNINGS.ca.gov

HVAC-R



UNIMATCH® CLASSICAL

MULTI-PLUS C

C		
Belt Number	Outside Length (inch)	Approx. Weight (lbs.)
C41	45	0.8
C43	47	0.8
C45	49	0.8
C46	40	0.8
C47	51	0.8
C48	52	0.9
C50	54	0.9
C51	55	0.9
C52	56	0.9
C53	57	0.9
C54	58	0.9
C55	59	1
C56	60	1.02
C57	61	1.04
C58	62	1.06
C59	63	1.08
C60	64	1.1
C61	65	1.1
C62	66	1.1
C63	67	1.1
C64	68	1.1
C65	69	1.1
C66	70	1.1
C67	71	1.1
C68	72	1.1
C69	73	1.15
C70	74	1.2
C71	75	1.2
C72	76	1.2
C73	77	1.2
C74	78	1.2
C75	79	1.2
C76	80	1.2
C77	81	1.2
C78	82	1.2
C79	83	1.2
C80	84	1.2
C81	85.0	1.3
C82	86	1.3
C83	87	1.3
C84	88	1.4
C85	89	1.4

C		
Belt Number	Outside Length (inch)	Approx. Weight (lbs.)
C86	90	1.4
C87	91	1.4
C88	92	1.4
C90	94	1.4
C92	96	1.4
C93	97	1.4
C94	98	1.5
C95	99	1.5
C96	100	1.5
C97	101	1.8
C98	102	1.8
C99	103	1.8
C100	104	1.9
C101	105	1.9
C102	106	1.9
C103	107	1.9
C104	108	1.9
C105	109	1.9
C106	110	1.9
C107	111	1.9
C108	112	1.9
C109	113	1.9
C110	114	1.9
C112	116	2
C114	118	2
C115	119	2
C116	120	2
C118	122	2.1
C120	124	2.2
C124	128	2.25
C126	130	2.3
C128	132	2.4
C130	134	2.4
C132	136	2.4
C134	138	2.4
C136	140	2.4
C138	142	2.4
C140	144	2.4
C141	145	2.4
C142	146	2.4
C143	147	2.4
C144	148	2.4

C		
Belt Number	Outside Length (inch)	Approx. Weight (lbs.)
C148	152	2.6
C150	154	2.6
C152	156	2.6
C153	157	2.6
C154	158	2.7
C155	159	2.7
C156	160	2.7
C158	162	2.7
C159	163	2.7
C160	164	2.7
C162	166	2.7
C166	170	2.7
C168	172	2.7
C170	174	2.8
C172	176	3
C173	177	3
C175	179	3
C176	180	3
C177	181	3.1
C180	184	3.2
C185	189	3.2
C188	192	3.2
C190	194	3.2
C195	199	3.4
C196	200	3.4
C200	204	3.5
C202	206	3.6
C204	208	3.6
C207	211	3.65
C208	212	3.65
C210	214	3.7
C215	219	3.7
C220	222	3.7
C225	227	4.4
C228	230	4.4
C230	232	4.6
C238	240	4.8
C240	242	4.8
C245	247	5
C246	248	5
C248	250	5
C253	255	5

C		
Belt Number	Outside Length (inch)	Approx. Weight (lbs.)
C255	257	5
C261	263	5.2
C265	267	5.2
C270	272	5.4
C276	278	5.4
C280	282	5.5
C285	287	5.6
C297	299	5.6
C300	302	5.6
C303	305	5.6
C314	316	5.6
C315	317	5.6
C330	332	5.7
C345	347	6.6
C360	362	7
C390	392	7.4
C420	422	7.8
C480	482	7.9

AVAILABLE SIZES
Additional lengths may be available. Contact Megadyne for sizes not listed.

V-BELTS





UNIMATCH[®] CLASSICAL

MULTI-PLUS D, E

D		
Belt Number	Outside Length (inch)	Approx. Weight (lbs.)
D90	95	3.4
D98	103	3.6
D105	110	4
D112	117	4.2
D115	120	4.3
D116	121	4.3
D120	125	4.5
D128	133	4.8
D132	137	5
D135	140	5
D136	141	5.2
D139	144	5.3
D140	145	5.3
D144	149	5.4
D148	153	5.6
D154	159	5.8
D155	160	5.8
D158	163	6
D159	164	6
D162	167	6.1
D165	170	6.2
D170	175	6.4
D171	176	6.4
D173	178	6.5
D180	185	6.8
D195	200	7.3
D205	210	7.9
D210	215	8.4
D225	228	8.4
D240	243	9
D242	245	9.25
D248	251	9.5
D255	258	9.6
D264	267	9.8
D270	273	10
D285	288	10.7
D300	303	11.2
D315	318	11.8
D330	333	12.4
D345	348	12.6
D355	358	13
D360	363	13.5

D		
Belt Number	Outside Length (inch)	Approx. Weight (lbs.)
D390	393	14.6
D394	397	14.8
D420	423	15.8
D441	444	16.5
D450	453	16.95
D480	483	18.1
D540	543	20.2
D600	603	22.4
D660	663	24.8

AVAILABLE SIZES
Additional lengths may be available. Contact Megadyne for sizes not listed.

E		
Belt Number	Outside Length (inch)	Approx. Weight (lbs.)
E144	150	9.3
E180	186	9.3
E195	201	10
E210	216	12
E225	231	13
E240	246	13.5
E270	276	15.3
E285	291	16
E300	306	17
E310	316	17.6
E330	336	18.8
E360	366	20.4
E380	386	21
E390	396	22.1
E420	426	23.8
E441	447	25
E460	466	26
E480	486	28



WARNING: This product can expose you to chemicals including carbon black, which is known to the State of California to cause cancer or birth defects or other reproductive harm. For more information visit www.P65WARNINGS.ca.gov



- 1. **COMPOUND**
EPDM
- 2. **CORD**
Polyester
- 3. **TOP FABRIC**
Cotton/polyester blend

DYNAMIC-X AX, BX & CX

EPDM RAW EDGE COGGED CLASSICAL V-BELTS

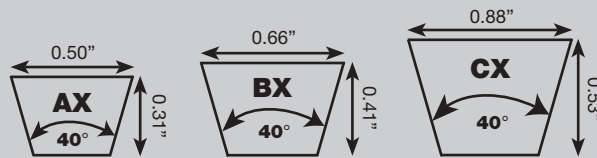
Dynamic-X V-Belts with special EPDM construction ensures maximum efficiency and load carrying capacity in demanding v-belt drives. Excellent for applications requiring dependable, non-slip performance and operation in high temperature environments. With outstanding ozone resistance, low temperature flexibility and high temperature resistance, the EPDM construction of Megadyne Dynamic-X also has the additional advantages of being environmentally friendly with benefits that contribute to sustainability and energy efficiency which can reduce your carbon footprint.

PART NOMENCLATURE

AX22

- A** = 0.50" width x 0.31" thickness
- X** = Raw edge sidewalls, cogged construction
- 22** = ARPM Standard Length Designation

BELT PROFILES



FEATURES & BENEFITS

- EPDM Compound: High Temperature and Flex Fatigue resistance with environmentally friendly properties
- Raw Edge Sidewalls: Saves energy by minimizing slippage with increased efficiency in comparison with wrapped v-belts
- Improved Cog Design: Increased flexibility and improved performance on small diameter pulleys and high speed drives
- MegaMatch Construction: All belts meet the tightest dimensional tolerances and can be installed without matching
- Heat Resistant: Better than standard belts in higher ambient temperatures
- Ground Sidewalls: For smooth-running operation with no vibration and reduced noise levels
- Environment Friendly: All compounds are halogen-free and RoHS compliant
- Static Conductive: Dynamic-X belts are static conductive according to ISO 1813 & ARPM IP3-3 standards

TECHNICAL INFO

- Applications: General Industry, HVAC equipment, pumps, blowers, high ambient temperatures, high efficiency drives and more
- Engineering Standards: Conforms to ARPM standard IP-20
- Temperature Range: -40°F to + 230°F (-40°C to +110°C)
- Recommended Pulleys: Use pulleys made to ARPM & MPTA standards



WARNING: This product can expose you to chemicals including carbon black, which is known to the State of California to cause cancer or birth defects or other reproductive harm. For more information visit www.P65WARNINGS.ca.gov



DYNAMIC-X AX, BX

EPDM RAW EDGE COGGED CLASSICAL V-BELTS

AX		
Belt Number	Outside Length (inch)	Approx. Weight (lbs.)
AX20	22.00	0.16
AX21	23.00	0.16
AX22	24.00	0.17
AX23	25.00	0.17
AX24	26.00	0.17
AX25	27.00	0.18
AX26	28.00	0.18
AX27	29.00	0.18
AX28	30.00	0.19
AX29	31.00	0.20
AX30	32.00	0.20
AX31	33.00	0.21
AX32	34.00	0.21
AX33	35.00	0.22
AX34	36.00	0.23
AX35	37.00	0.24
AX36	38.00	0.24
AX37	39.00	0.25
AX38	40.00	0.26
AX39	41.00	0.26
AX40	42.00	0.27
AX41	43.00	0.27
AX42	44.00	0.28
AX43	45.00	0.29
AX44	46.00	0.30
AX45	47.00	0.31
AX46	48.00	0.31
AX47	49.00	0.32
AX48	50.00	0.32
AX49	51.00	0.33
AX50	52.00	0.33
AX51	53.00	0.34
AX52	54.00	0.35
AX53	55.00	0.35
AX54	56.00	0.36
AX55	57.00	0.36
AX56	58.00	0.37
AX57	59.00	0.37
AX58	60.00	0.38
AX59	61.00	0.40
AX60	62.00	0.40
AX61	63.00	0.41

AX		
Belt Number	Outside Length (inch)	Approx. Weight (lbs.)
AX62	64.00	0.41
AX63	65.00	0.42
AX64	66.00	0.42
AX65	67.00	0.43
AX66	68.00	0.43
AX67	69.00	0.44
AX68	70.00	0.45
AX69	71.00	0.46
AX70	72.00	0.46
AX71	73.00	0.47
AX72	74.00	0.48
AX73	75.00	0.48
AX74	76.00	0.49
AX75	77.00	0.49
AX76	78.00	0.50
AX77	79.00	0.50
AX78	80.00	0.51
AX80	82.00	0.52
AX84	86.00	0.54
AX85	87.00	0.55
AX86	88.00	0.56
AX90	92.00	0.59
AX92	94.00	0.61
AX96	98.00	0.62
AX105	107.00	0.68
AX108	110.00	0.70
AX110	112.00	0.71
AX112	114.00	0.73
AX120	122.00	0.74
AX128	130.00	0.78
AX136	138.00	0.82

BX		
Belt Number	Outside Length (inch)	Approx. Weight (lbs.)
BX29	32.00	0.38
BX30	33.00	0.38
BX31	34.00	0.39
BX32	35.00	0.39
BX33	36.00	0.39
BX34	37.00	0.40
BX35	38.00	0.40
BX36	39.00	0.42
BX37	40.00	0.43
BX38	41.00	0.44
BX39	42.00	0.45
BX40	43.00	0.46
BX41	44.00	0.47
BX42	45.00	0.48
BX43	46.00	0.49
BX44	47.00	0.50
BX45	48.00	0.51
BX46	49.00	0.52
BX47	50.00	0.53
BX48	51.00	0.54
BX49	52.00	0.55
BX50	53.00	0.56
BX51	54.00	0.57
BX52	55.00	0.58
BX53	56.00	0.59
BX54	57.00	0.60
BX55	58.00	0.61
BX56	59.00	0.62
BX57	60.00	0.63
BX58	61.00	0.64
BX59	62.00	0.65
BX60	63.00	0.66
BX61	64.00	0.67
BX62	65.00	0.68
BX63	66.00	0.69
BX64	67.00	0.70
BX65	68.00	0.71
BX66	69.00	0.72
BX67	70.00	0.73
BX68	71.00	0.74
BX69	72.00	0.75
BX70	73.00	0.76

BX		
Belt Number	Outside Length (inch)	Approx. Weight (lbs.)
BX71	74.00	0.77
BX72	75.00	0.78
BX73	76.00	0.79
BX74	77.00	0.80
BX75	78.00	0.81
BX76	79.00	0.82
BX77	80.00	0.83
BX78	81.00	0.84
BX79	82.00	0.85
BX80	83.00	0.87
BX81	84.00	0.89
BX82	85.00	0.90
BX83	86.00	0.91
BX84	87.00	0.92
BX85	88.00	0.93
BX86	89.00	0.94
BX87	90.00	0.95
BX88	91.00	0.96
BX89	92.00	0.97
BX90	93.00	0.99
BX91	94.00	0.99
BX92	95.00	1.00
BX93	96.00	1.01
BX94	97.00	1.02
BX95	98.00	1.04
BX96	99.00	1.05
BX97	100.00	1.06
BX98	101.00	1.07
BX99	102.00	1.08
BX100	103.00	1.09
BX102	105.00	1.12
BX103	106.00	1.12
BX105	108.00	1.14
BX108	111.00	1.17
BX110	113.00	1.20
BX112	115.00	1.21
BX113	116.00	1.22
BX114	117.00	1.23
BX115	118.00	1.24
BX116	119.00	1.25
BX120	123.00	1.26

V-BELTS

All Items subject to minimum order requirements.



WARNING: This product can expose you to chemicals including carbon black, which is known to the State of California to cause cancer or birth defects or other reproductive harm. For more information visit www.P65WARNINGS.ca.gov

HVAC-R



DYNAMIC-X BX & CX

EPDM RAW EDGE COGGED CLASSICAL V-BELTS

BX		
Belt Number	Outside Length (inch)	Approx. Weight (lbs.)
BX124	127.00	1.27
BX126	129.00	1.29
BX128	131.00	1.30
BX133	136.00	1.34
BX136	139.00	1.37
BX140	143.00	1.40
BX144	147.00	1.45
BX148	151.00	1.48
BX150	153.00	1.51
BX156	159.00	1.53
BX158	161.00	1.59
BX162	165.00	1.63
BX173	176.00	1.74
BX180	183.00	1.81
BX195	198.00	1.96

CX		
Belt Number	Outside Length (Inch)	Approx. Weight (lbs.)
CX40	44.00	1.00
CX51	55.00	1.07
CX57	61.00	1.22
CX60	64.00	1.24
CX68	72.00	1.42
CX71	75.00	1.45
CX73	77.00	1.49
CX74	78.00	1.51
CX75	79.00	1.53
CX76	80.00	1.55
CX77	81.00	1.57
CX78	82.00	1.59
CX79	83.00	1.61
CX80	84.00	1.63
CX81	85.00	1.64
CX82	86.00	1.67
CX83	87.00	1.69
CX84	88.00	1.71
CX85	89.00	1.72
CX86	90.00	1.75
CX87	91.00	1.79
CX88	92.00	1.79
CX89	93.00	1.81
CX90	94.00	1.81
CX96	100.00	1.93
CX105	109.00	2.10
CX109	113.00	2.18
CX112	116.00	2.24
CX115	119.00	2.29
CX120	124.00	2.39
CX123	127.00	2.40
CX128	132.00	2.42
CX133	137.00	2.47
CX136	140.00	2.49
CX144	148.00	2.63
CX150	154.00	2.75
CX158	162.00	2.90
CX162	166.00	2.95
CX166	170.00	3.00
CX173	177.00	3.15
CX180	184.00	3.27

CX		
Belt Number	Outside Length (Inch)	Approx. Weight (lbs.)
CX190	194.00	3.46
CX195	199.00	3.55
CX210	214.00	3.77
CX225	229.00	4.00
CX240	244.00	4.30
CX255	259.00	4.58
CX270	274.00	4.85
CX285	289.00	5.00

Note: CX190 through CX285 not available in EPDM. Available in Chloroprene (Unimatch)

All Items subject to minimum order requirements.



WARNING: This product can expose you to chemicals including carbon black, which is known to the State of California to cause cancer or birth defects or other reproductive harm. For more information visit www.P65WARNINGS.ca.gov

UNIMATCH® DEEP WEDGE

3V, 5V, 8V

OIL & HEAT RESISTANT/STATIC DISSIPATING

A narrower, deeper, cross section than classical V-belts with more efficient load carrying characteristics and higher power capability, allowing for smaller, more compact drives. These belts feature UniMatch construction, which eliminates the need for belt set matching.

Deep Wedge V-belts are identified by a number and letter specifying the belt section and a number giving the outside length in inches multiplied by 10 - **Example: 3V250.**

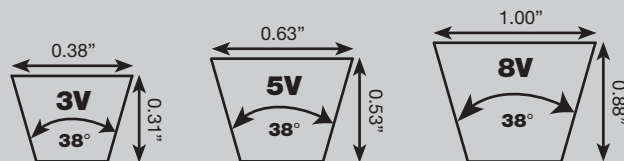
PART NOMENCLATURE

3V250

3V = 0.38" width x 0.31" thickness

250 = Outside length in tenths of an inch = 25.0"

BELT PROFILES



- 1. COMPOUND**
Styrene Butadiene Rubber
- 2. CORD**
Polyester
- 3. COVER**
Cotton/polyester blend

FEATURES & BENEFITS

- High Power Capability: Higher power with a more compact drive
- UniMatch® Construction: Consistent performance in multiple V-belt drives and ensures all belts of the same size measure within ARPM matching limits
- Oil & Heat Resistant: Standard construction belts that deliver excellent performance
- Anti-Static to ARPM IP3-3

TECHNICAL INFO

- Applications: General Industry, Agriculture
- Engineering Standards: Conforms to ARPM standard IP-22
- Temperature Range: -22°F/+176° (-30°C/+80°C)
- Recommended Pulleys: Use pulleys made to ARPM standards

All items subject to minimum order requirements.



WARNING: This product can expose you to chemicals including carbon black, which is known to the State of California to cause cancer or birth defects or other reproductive harm. For more information visit www.P65WARNINGS.ca.gov

HVAC-R

V-BELTS



UNIMATCH® DEEP WEDGE

3V, 5V, 8V

3V		
Belt Number	Outside Length (inch)	Approx. Weight (lbs.)
3V250	25	0.1
3V265	26.5	0.1
3V280	28	0.1
3V300	30	0.1
3V315	31.5	0.1
3V335	33.5	0.2
3V350	35	0.2
3V355	35.5	0.2
3V375	37.5	0.2
3V400	40	0.2
3V425	42.5	0.2
3V450	45	0.2
3V475	47.5	0.2
3V500	50	0.2
3V530	53	0.3
3V560	56	0.3
3V600	60	0.3
3V630	63	0.3
3V650	65	0.3
3V670	67	0.3
3V710	71	0.3
3V730	73	0.3
3V750	75	0.3
3V800	80	0.3
3V810	81	0.32
3V830	83	0.35
3V850	85	0.4
3V900	90	0.4
3V950	95	0.4
3V1000	100	0.4
3V1060	106	0.4
3V1120	112	0.5
3V1180	118	0.5
3V1250	125	0.6
3V1320	132	0.6
3V1400	140	0.7

5V		
Belt Number	Outside Length (inch)	Approx. Weight (lbs.)
5V500	50	0.6
5V530	53	0.7
5V560	56	0.7
5V600	60	0.7
5V630	63	0.7
5V670	67	0.8
5V710	71	0.8
5V750	75	0.8
5V800	80	0.9
5V850	85	0.9
5V900	90	0.9
5V950	95	0.9
5V1000	100	1.1
5V1060	106	1.1
5V1120	112	1.2
5V1180	118	1.3
5V1250	125	1.3
5V1320	132	1.4
5V1400	140	1.5
5V1500	150	1.6
5V1600	160	1.7
5V1630	163	1.8
5V1700	170	1.9
5V1800	180	2.2
5V1900	190	2.2
5V2000	200	2.2
5V2120	212	2.4
5V2240	224	2.7
5V2360	236	2.8
5V2500	250	3
5V2650	265	3.1
5V2800	280	3.3
5V3000	300	3.5
5V3150	315	3.8
5V3350	335	3.9
5V3550	355	4

8V		
Belt Number	Outside Length (inch)	Approx. Weight (lbs.)
8V1000	100	3.5
8V1060	106	3.7
8V1100	110	3.8
8V1120	112	3.9
8V1180	118	4.2
8V1200	120	4.3
8V1250	125	4.4
8V1320	132	4.7
8V1400	140	4.9
8V1500	150	5.2
8V1600	160	5.6
8V1700	170	5.9
8V1800	180	6.3
8V1900	190	6.7
8V2000	200	7
8V2120	212	7.5
8V2240	224	7.9
8V2360	236	8.3
8V2500	250	8.8
8V2550	255	9
8V2650	265	9.3
8V2800	280	9.8
8V3000	300	10.5
8V3150	315	11.1
8V3300	330	11.6
8V3350	335	11.8
8V3550	355	12.5
8V3600	360	12.9
8V3750	375	13.3
8V4000	400	14
8V4250	425	14.9
8V4500	450	15.8
8V4750	475	16.4
8V5000	500	17.2
8V5600	560	19

AVAILABLE SIZES

Additional lengths may be available. Contact Megadyne for sizes not listed.

V-BELTS

All Items subject to minimum order requirements.

HVAC-R



WARNING: This product can expose you to chemicals including carbon black, which is known to the State of California to cause cancer or birth defects or other reproductive harm. For more information visit www.P65WARNINGS.ca.gov

DYNAMIC-X 3VX & 5VX

EPDM RAW EDGE COGGED DEEP WEDGE V-BELTS

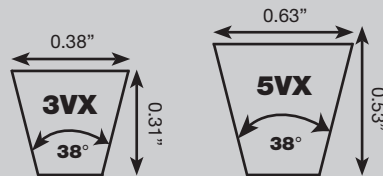
Dynamic-X EPDM raw edge cogged deep wedge has a construction that exceeds the power transmission capability of standard deep wedge V-belts. They limit slippage and MegaMatch construction assures there is no need for belt set matching when used in multiple belt drives.

PART NOMENCLATURE

3VX250

- 3V** = 0.38" width x 0.31" thickness
X = Raw edge sidewalls, cogged construction
250 = Outside length in tenths of an inch = 25.0"

BELT PROFILES



- 1. COMPOUND**
EPDM
- 2. CORD**
Polyester
- 3. TOP FABRIC**
Cotton/polyester blend

FEATURES & BENEFITS

- EPDM Compound: High Temperature and Flex Fatigue resistance with environmentally friendly properties
- Raw Edge Sidewalls: Saves energy by minimizing slippage with increased efficiency in comparison with wrapped v-belts
- Improved Cog Design: Increased flexibility and improved performance on small diameter pulleys and high speed drives
- MegaMatch Construction: All belts meet the tightest dimensional tolerances and can be installed without matching
- Heat Resistant: Better than standard belts in higher ambient temperatures
- Ground Sidewalls: For smooth-running operation with no vibration and reduced noise levels
- Environment Friendly: All compounds are halogen-free and RoHS compliant
- Static Conductive: Dynamic-X belts are static conductive according to ISO 1813 & ARPM IP3-3 standards

TECHNICAL INFO


- Applications: General Industry, HVAC equipment, pumps, blowers, high ambient temperatures, high efficiency drives and more
- Engineering Standards: Conforms to ARPM standard IP-22
- Temperature Range: -40°F to + 230°F (-40°C to +110°C)
- Recommended Pulleys: Use pulleys made to ARPM & MPTA standards

All items subject to minimum order requirements.



WARNING: This product can expose you to chemicals including carbon black, which is known to the State of California to cause cancer or birth defects or other reproductive harm. For more information visit www.P65WARNINGS.ca.gov

HVAC-R



DYNAMIC-X 3VX & 5VX

EPDM RAW EDGE COGGED DEEP WEDGE V-BELTS

3VX

Belt Number	Outside Length (inch)	Approx. Weight (lbs.)
3VX250	25.0	0.10
3VX265	26.5	0.10
3VX280	28.0	0.10
3VX290	29.0	0.10
3VX300	30.0	0.10
3VX315	31.5	0.10
3VX335	33.5	0.20
3VX345	34.5	0.20
3VX350	35.0	0.20
3VX355	35.5	0.20
3VX375	37.5	0.20
3VX390	39.0	0.20
3VX400	40.0	0.20
3VX425	42.5	0.20
3VX450	45.0	0.20
3VX475	47.5	0.20
3VX500	50.0	0.25
3VX530	53.0	0.25
3VX560	56.0	0.25
3VX600	60.0	0.30
3VX630	63.0	0.30
3VX650	65.0	0.30
3VX670	67.0	0.35
3VX710	71.0	0.35
3VX720	72.0	0.35
3VX740	74.0	0.35
3VX750	75.0	0.35
3VX800	80.0	0.40
3VX850	85.0	0.40
3VX880	88.0	0.40
3VX900	90.0	0.40
3VX950	95.0	0.40
3VX1000	100.0	0.50
3VX1060	106.0	0.50
3VX1120	112.0	0.50
3VX1180	118.0	0.60
3VX1250	125.0	0.70
3VX1320	132.0	0.75
3VX1400	140.0	0.80
3VX1500	150.0	0.80

5VX

Belt Number	Outside Length (inch)	Approx. Weight (lbs.)
5VX450	45.0	0.55
5VX470	47.0	0.60
5VX490	49.0	0.60
5VX500	50.0	0.65
5VX510	51.0	0.65
5VX530	53.0	0.70
5VX540	54.0	0.70
5VX550	55.0	0.70
5VX560	56.0	0.70
5VX570	57.0	0.70
5VX580	58.0	0.75
5VX590	59.0	0.75
5VX600	60.0	0.75
5VX610	61.0	0.75
5VX630	63.0	0.75
5VX650	65.0	0.80
5VX660	66.0	0.80
5VX670	67.0	0.80
5VX680	68.0	0.80
5VX690	69.0	0.80
5VX710	71.0	0.80
5VX730	73.0	0.80
5VX740	74.0	0.80
5VX750	75.0	0.85
5VX780	78.0	0.85
5VX800	80.0	0.90
5VX810	81.0	0.90
5VX830	83.0	0.90
5VX840	84.0	0.90
5VX850	85.0	0.90
5VX860	86.0	0.90
5VX880	88.0	0.95
5VX900	90.0	1.00
5VX930	93.0	1.05
5VX950	95.0	1.10
5VX960	96.0	1.10
5VX1000	100.0	1.20
5VX1030	103.0	1.20
5VX1060	106.0	1.20
5VX1080	108.0	1.30

5VX

Belt Number	Outside Length (inch)	Approx. Weight (lbs.)
5VX1120	112.0	1.30
5VX1150	115.0	1.40
5VX1180	118.0	1.50
5VX1230	123.0	1.50
5VX1250	125.0	1.50
5VX1320	132.0	1.60
5VX1400	140.0	1.70
5VX1500	150.0	1.80
5VX1600	160.0	1.90
5VX1700	170.0	2.00
5VX1800	180.0	2.10
5VX1900	190.0	2.30
*5VX2000	200.0	2.40

NOTE: * 5VX2000 NOT AVAILABLE IN EPDM. ONLY AVAILABLE IN (UNIMATCH) CHLOROPRENE CONSTRUCTION.

AVAILABLE SIZES

Additional lengths may be available. Contact Megadyne for sizes not listed.

V-BELTS

All Items subject to minimum order requirements.

HVAC-R




WARNING: This product can expose you to chemicals including carbon black, which is known to the State of California to cause cancer or birth defects or other reproductive harm. For more information visit www.P65WARNINGS.ca.gov

ACCU-LINK[®]

DETACHABLE TAB LINK TYPE V-BELT THE IDEAL V-BELT ALTERNATIVE!

Accu-Link is an alternative to conventional rubber belts in many applications. Made endless with a single twist, an open length of belt can be wrapped around pulleys in hard-to-fit applications yielding fast belt replacement. Additionally, Accu-Link's high strength polyester fabric link design offers high tensile strength and reduces vibration. Accu-Link's urethane impregnation offers terrific oil and wear resistance.



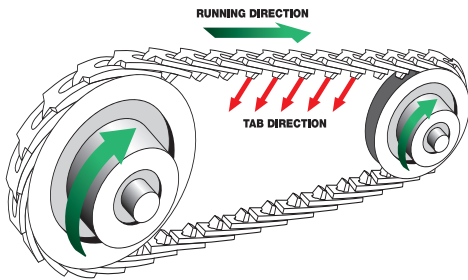
PART NOMENCLATURE

3L-LINK-5

- 3L** = Belt Type
- LINK** = Accu-Link construction
- 5** = Belt length in feet

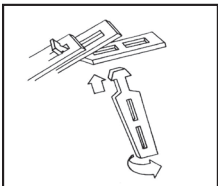
ACCU-LINK IS A DIRECTIONAL PRODUCT.

SEE ILLUSTRATION BELOW FOR CORRECT RUNNING DIRECTION:




COMPOUND

Rugged polyester fabric impregnated with premium urethane coating



Insert & Twist



FEATURES & BENEFITS


- Durable Urethane Coating: Increased life and durability
- Rugged Polyester Fabric: Strength and longer life; maximum horsepower
- Assemble To Any Length: Reduces inventory
- Easy "No Tools" Assembly: Assembles by hand
- Chemical/High-Temp Resistance: Dependable in harsh environments
- Link Construction: Rolls onto drive pulleys like chain - no cords to break.
- Smooth Operation: Reduced vibration over conventional V-belts
- Versatile: Can be used in any industry, hundreds of applications
- Horsepower Capacity: Power ratings equal to conventional V-belts
- Interchangeability: Uses existing standard pulleys

TECHNICAL INFO

- Applications: For use in applications where it's difficult to install an endless belt, avoiding costly labor-intensive machine dis-assembly. Ideal for use on mobile service vehicles where carrying a large inventory of belts is not practical. Can be used either as singles or on multiple belt drives. Widely used in poultry, HVAC, agriculture and general industry.
- Engineering Standards: None (No engineering standard exists for link-type belting)
- Recommended Pulleys: Use pulleys made to ARPM standards
- Temperature Range: -13°F/+176°F (-25°C/+80°C)

ACCU-LINK[®]

Belt Type	Top Width	Part Number	Length (feet)	Weight Per Foot (lbs.)	Packaging
3L	0.38"	3L-LINK-5	5	0.50	5 ft. in one sleeve
		3L-LINK-25	25	0.50	25 ft. in one carton
		3L-LINK-100	100	0.50	100 ft. in one carton
A	0.50"	A-LINK-5	5	0.60	5 ft. in one sleeve
		A-LINK-25	25	0.60	25 ft. in one carton
		A-LINK-100	100	0.60	100 ft. in one carton
B	0.66"	B-LINK-6	6	0.90	6 ft. in one sleeve
		B-LINK-25	25	0.90	25 ft. in one carton
		B-LINK-100	100	0.90	100 ft. in one carton
C	0.88"	C-LINK-25	25	0.17	25 ft. in one carton
CC		Also available in CC section by request - contact Megadyne			



ACCU-LINK®

DETACHABLE TAB LINK TYPE V-BELT

NO SPECIAL TOOLS REQUIRED - ASSEMBLES IN SECONDS!

ASSEMBLY

1. Hold belt with tabs pointing outward.
2. Place end tabs through two links at once.
3. Flex belt further and insert second tab through end link by twisting tab with thumb.
4. Ensure tab returns to position across belt. Reverse belt so tabs run inside.

DISASSEMBLY

1. Hold belt upside down. Bend back as far as possible, hold with one hand. Twist one tab 90° parallel with slot.
2. Pull end of link over tab.
3. Rotate belt end with tab 90°.
4. Pull belt through the two links.

NOTE: Unlike conventional V-Belts, Accu-Link® can be rolled onto pulleys - no cords to break!

ACCU-LINK® COMPARATIVE LENGTH TABLES


3L (3/8") ACCU-LINK®

Part Number	Accu-Link® Length (inch)	Part Number	Accu-Link® Length (inch)	Part Number	Accu-Link® Length (inch)	Part Number	Accu-Link® Length (inch)	Part Number	Accu-Link® Length (inch)	Part Number	Accu-Link® Length (inch)
3L140	14	3L210	21	3L280	28	3L350	35	3L420	42	3L490	49
3L150	15	3L220	22	3L290	29	3L360	36	3L430	43	3L500	50
3L160	16	3L230	23	3L300	30	3L370	37	3L440	44	3L520	52
3L170	17	3L240	24	3L310	31	3L380	38	3L450	45	3L540	54
3L180	18	3L250	25	3L320	32	3L390	39	3L460	46	3L560	56
3L190	19	3L260	26	3L330	33	3L400	40	3L470	47	3L580	58
3L200	20	3L270	27	3L340	34	3L410	41	3L480	48	3L600	60

NOTE: Accu-Link® lengths are approximate. Adjustments may be required (links removed) after initial run-in. Overall length measurement should be made after belt is assembled.

Installation

1. Before installing, turn belt inside out and couple the belt.
2. Place endless Accu-Link® V-Belt in the nearest small sheave groove.
3. Extend belt and place in the nearest large sheave groove.
4. Manually turn the Accu-Link® V-Belt until it is in groove all around drive. Do not jog motor.
5. Continue to manually work the belt from groove to groove.
6. Repeat until all grooves are filled.
7. Tension belts using the same method for equivalent size conventional rubber belt.



ACCU-LINK[®]

DETACHABLE TAB LINK TYPE V-BELT

ACCU-LINK[®] COMPARATIVE LENGTH TABLES

A/4L (1/2") ACCU-LINK[®]

Part Number	Accu-Link [®] Length (inch)	Part Number	Accu-Link [®] Length (inch)	Part Number	Accu-Link [®] Length (inch)	Part Number	Accu-Link [®] Length (inch)	Part Number	Accu-Link [®] Length (inch)	Part Number	Accu-Link [®] Length (inch)	Part Number	Accu-Link [®] Length (inch)	Part Number	Accu-Link [®] Length (inch)		
A19	4L210	21	A33	4L350	35	A47	4L490	49	A61	4L630	63	A75	4L770	77	A89	4L910	91
A20	4L220	22	A34	4L360	36	A48	4L500	50	A62	4L640	64	A76	4L780	78	A90	4L920	92
A21	4L230	23	A35	4L370	37	A49	4L510	51	A63	4L650	65	A77	4L790	79	A91	4L930	93
A22	4L240	24	A36	4L380	38	A50	4L520	52	A64	4L660	66	A78	4L800	80	A92	4L940	94
A23	4L250	25	A37	4L390	39	A51	4L530	53	A65	4L670	67	A79	4L810	81	A93	4L950	95
A24	4L260	26	A38	4L400	40	A52	4L540	54	A66	4L680	68	A80	4L820	82	A94	4L960	96
A25	4L270	27	A39	4L410	41	A53	4L550	55	A67	4L690	69	A81	4L830	83	A95	4L970	97
A26	4L280	28	A40	4L420	42	A54	4L560	56	A68	4L700	70	A82	4L840	84	A96	4L980	98
A27	4L290	29	A41	4L430	43	A55	4L570	57	A69	4L710	71	A83	4L850	85	A97	4L990	99
A28	4L300	30	A42	4L440	44	A56	4L580	58	A70	4L720	72	A84	4L860	86	A98	4L1000	100
A29	4L310	31	A43	4L450	45	A57	4L590	59	A71	4L730	73	A85	4L870	87	A99	---	101
A30	4L320	32	A44	4L460	46	A58	4L600	60	A72	4L740	74	A86	4L880	88	---	---	---
A31	4L330	33	A45	4L470	47	A58	4L610	61	A73	4L750	75	A87	4L890	89	---	---	---
A32	4L340	34	A46	4L480	48	A60	4L620	62	A74	4L760	76	A88	4L900	90	---	---	---

B/5L (21/32") ACCU-LINK[®]

Part Number	Accu-Link [®] Length (inch)	Part Number	Accu-Link [®] Length (inch)	Part Number	Accu-Link [®] Length (inch)	Part Number	Accu-Link [®] Length (inch)	Part Number	Accu-Link [®] Length (inch)	Part Number	Accu-Link [®] Length (inch)	Part Number	Accu-Link [®] Length (inch)	Part Number	Accu-Link [®] Length (inch)		
B22	5L250	25	B36	5L390	39	B50	5L530	53	B64	5L670	67	B78	5L810	81	B92	5L950	95
B23	5L260	26	B37	5L400	40	B51	5L540	54	B65	5L680	68	B79	5L820	82	B93	5L960	96
B24	5L270	27	B38	5L410	41	B52	5L550	55	B66	5L690	69	B80	5L830	83	B94	5L970	97
B25	5L280	28	B39	5L420	42	B53	5L560	56	B67	5L700	70	B81	5L840	84	B95	5L980	98
B26	5L290	29	B40	5L430	43	B54	5L570	57	B68	5L710	71	B82	5L850	85	B96	5L990	99
B27	5L300	30	B41	5L440	44	B55	5L580	58	B69	5L720	72	B83	5L860	86	B97	---	100
B28	5L310	31	B42	5L450	45	B56	5L590	59	B70	5L730	73	B84	5L870	87	B98	---	101
B29	5L320	32	B43	5L460	46	B57	5L600	60	B71	5L740	74	B85	5L880	88	B99	---	102
B30	5L330	33	B44	5L470	47	B58	5L610	61	B72	5L750	75	B86	5L890	89	---	---	---
B31	5L340	34	B45	5L480	48	B59	5L620	62	B73	5L760	76	B87	5L900	90	---	---	---
B32	5L350	35	B46	5L490	49	B60	5L630	63	B74	5L770	77	B88	5L910	91	---	---	---
B33	5L360	36	B47	5L500	50	B61	5L640	64	B75	5L780	78	B89	5L920	92	---	---	---
B34	5L370	37	B48	5L510	51	B62	5L650	65	B76	5L790	79	B90	5L930	93	---	---	---
B35	5L380	38	B49	5L520	52	B63	5L660	66	B77	5L800	80	B91	5L940	94	---	---	---

NOTE: Accu-Link[®] lengths are approximate. Adjustments may be required (links removed) after initial run-in. Overall length measurement should be made after belt is assembled.

UNIMATCH® BANDED CLASSICAL V-BELTS


RB, RC, RD

OIL & HEAT RESISTANT/STATIC DISSIPATING

UniMatch Banded V-belts are available in Classical sections B, C and D, and feature the same premium construction as our single v-belt. Bonded together with a fabric-neoprene top band, these belts are often used on vertical shafts and where belt vibration, whipping and turn-over must be minimized.

In-between lengths (sizes not listed here) of the B, C and D sections are available, as are lengths up to 600 inches in the B and C sections by special order. Contact Megadyne for availability.

Banded Classical V-belts are specified by a number followed by a forward slash which indicates banded construction and number of ribs, and a letter/number combination indicating the base belt part number. **Example: 8/C90**



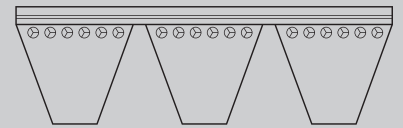
- 1. COMPOUND**
Styrene Butadiene Rubber
- 2. CORD**
Polyester
- 3. COVER**
Cotton/polyester blend
- 4. TOP BAND**
Fabric/Neoprene

PART NOMENCLATURE

8/C90

- 8** = One banded belt with 8 ribs
- C** = Indicates belt cross section
- 90** = ARPM Standard Length Designation

BELT PROFILE



FEATURES & BENEFITS

- Banded Construction: Fabric/Neoprene top band enhances stability and prevents belts from turning over or coming off the drive. Minimizes vibration.
- Static Dissipating: Safe operation in potentially dangerous atmosphere
- Oil & Heat Resistant: Durability in tough environments

TECHNICAL INFO


- Applications: General Industry, HVAC Equipment, Lawn & Garden, Agriculture
- Engineering Standards: Conforms to ARPM standard IP-20
- Temperature Range: -22°F/+176° (-20°C/+80°C)
- Recommended Pulleys: Use pulleys made to ARPM standards
- Special Lengths: In-between sizes (B,C,D) and sizes up to 600 inches (B, C) available by special order

Note: 2 and 3 rib belts are not returnable

It is common practice for some belt suppliers to fill orders for banded V-belts by supplying separate bands (belts) that add up to the total number of ribs requested. Normal policy for Megadyne is to supply a one piece banded V-belt unless otherwise requested. Example: Order is for one belt with 8 ribs. Some suppliers will send two belts with 4 ribs each. Megadyne will ship as ordered, one belt with 8 ribs, unless otherwise specified.



WARNING: This product can expose you to chemicals including carbon black, which is known to the State of California to cause cancer or birth defects or other reproductive harm. For more information visit www.P65WARNINGS.ca.gov



UNIMATCH® BANDED CLASSICAL V-BELTS

RB, RC, RD

RB		
Belt Number	Outside Length (inch)	Approx. Weight (lbs.)
RB48	51.8	0.7
RB50	53.8	0.7
RB51	54.8	0.7
RB52	55.8	0.7
RB53	56.8	0.72
RB54	57.8	0.73
RB55	58.8	0.74
RB56	59.8	0.75
RB57	60.8	0.76
RB58	61.8	0.77
RB59	62.8	0.79
RB60	63.8	0.82
RB61	64.8	0.83
RB62	65.8	0.84
RB63	66.8	0.86
RB64	67.8	0.87
RB65	68.8	0.88
RB66	69.8	0.89
RB67	70.8	0.9
RB68	71.8	0.92
RB70	73.8	0.95
RB71	74.8	0.97
RB72	75.8	0.98
RB74	77.8	0.99
RB75	78.8	1
RB77	80.8	1.02
RB78	81.8	1.04
RB79	82.8	1.06
RB80	83.8	1.08
RB81	84.8	1.1
RB82	85.8	1.12
RB83	86.8	1.15
RB84	87.8	1.16
RB85	88.8	1.18
RB86	89.8	1.19
RB88	91.8	1.21
RB90	93.8	1.22
RB93	96.8	1.26
RB95	98.8	1.29
RB96	99.8	1.3
RB97	100.8	1.32
RB99	102.8	1.35
RB100	103.8	1.36
RB101	104.8	1.34
RB103	106.8	1.39
RB105	108.8	1.43
RB108	111.8	1.47

RB		
Belt Number	Outside Length (inch)	Approx. Weight (lbs.)
RB109	112.8	1.5
RB112	115.8	1.54
RB114	117.8	1.58
RB115	118.8	1.59
RB116	119.8	1.61
RB118	121.8	1.6
RB120	123.8	1.68
RB123	126.8	1.69
RB124	127.8	1.75
RB128	131.8	1.78
RB130	133.8	1.8
RB133	136.8	1.81
RB135	138.8	1.82
RB136	139.8	1.84
RB138	141.8	1.9
RB140	143.8	1.91
RB141	144.8	1.92
RB144	147.8	1.95
RB148	151.8	2
RB150	153.8	2.05
RB154	157.8	2.09
RB158	161.8	2.14
RB160	163.8	2.18
RB162	165.8	2.2
RB167	169.8	2.29
RB168	171.8	2.3
RB171	174.3	2.32
RB173	176.8	2.35
RB180	183.8	2.44
RB184	187.8	2.5
RB185	188.8	2.54
RB188	191.8	2.68
RB190	193.8	2.75
RB195	198.8	2.65
RB201	204.8	2.69
RB204	207.8	2.74
RB210	213.8	2.85
RB225	227.3	3.2
RB240	242.3	3.26
RB255	257.3	3.46
RB270	272.3	3.67
RB276	278.3	3.9
RB300	302.3	4.08
RB310	312.3	4.15
RB315	317.3	4.28
RB367	369.3	5

RC		
Belt Number	Outside Length (inch)	Approx. Weight (lbs.)
RC60	65.4	1.44
RC68	73.4	1.65
RC71	76.4	1.68
RC75	80.4	1.8
RC80	85.4	1.85
RC81	86.4	1.92
RC85	90.4	2.04
RC87	92.4	2.09
RC90	95.4	2.16
RC96	101.4	2.3
RC100	105.4	2.4
RC103	108.4	2.45
RC105	110.4	2.52
RC109	114.4	2.6
RC112	117.4	2.68
RC120	125.4	2.88
RC124	129.4	2.9
RC126	131.4	3.04
RC128	133.4	3.07
RC136	141.4	3.26
RC138	143.4	3.37
RC140	145.4	3.39
RC144	149.4	3.45
RC150	155.4	3.49
RC152	157.4	3.51
RC158	163.4	3.79
RC162	167.4	3.88
RC173	178.4	4.15
RC180	185.4	4.32
RC195	200.4	4.68
RC204	209.4	4.9
RC210	215.4	5.04
RC225	228.4	5.4
RC230	233.4	5.5
RC240	243.4	5.76
RC255	258.4	6.12
RC270	273.4	6.48
RC285	288.4	6.84
RC300	303.4	7.2
RC315	318.4	7.56
RC330	333.4	7.92
RC345	348.4	8.28
RC360	363.4	8.64
RC390	393.4	9.36
RC420	423.4	10.8

RD		
Belt Number	Outside Length (inch)	Approx. Weight (lbs.)
RD112	118.6	4.7
RD120	126.6	5
RD128	134.6	5.3
RD138	144.6	5.8
RD144	150.6	6
RD158	164.6	6.6
RD162	168.6	6.8
RD173	179.6	7.2
RD180	186.6	7.5
RD195	201.6	7.9
RD210	216.6	8.7
RD225	229.1	9.4
RD240	244.1	10
RD255	259.1	10.6
RD270	274.1	11.2
RD285	289.1	11.8
RD300	304.1	12.5
RD315	319.1	13.1
RD330	334.1	13.7
RD345	349.1	14.4
RD360	364.1	14.9
RD390	394.1	16.2
RD394	398.1	17
RD420	424.1	17.5
RD480	484.1	20
RD540	544.1	22.5
RD660	664.1	27.5
RC420	423.4	10.8

SPECIAL ORDER AVAILABILITY

Size	Maximum Rib Width
RB48 to RB105	28
RB108 and up	26
RC - All sizes	22
RD - All sizes	15

AVAILABLE SIZES

Additional lengths may be available. Contact Megadyne for sizes not listed.

BANDED V-BELTS



WARNING: This product can expose you to chemicals including carbon black, which is known to the State of California to cause cancer or birth defects or other reproductive harm. For more information visit www.P65WARNINGS.ca.gov

HVAC-R


UNIMATCH® BANDED DEEP WEDGE

R3V, R5V, R8V

OIL & HEAT RESISTANT/STATIC DISSIPATING

UniMatch Banded V-belts are available in Deep Wedge sections 3V, 5V and 8V, and feature the same premium constructions as the individual Deep Wedge belt and are bonded together with a fabric-neoprene top band. These belts are often used on vertical shafts and where belt vibration, whipping and turn-over must be minimized.

Banded Deep Wedge V-belts are specified by a number followed by a forward slash which indicates banded construction, number of ribs and a letter/number combination indicating the base belt part number - **Example: 8/5V750**



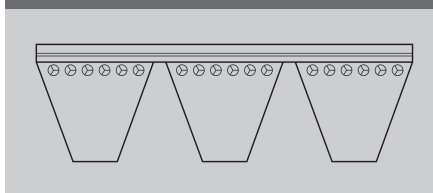
- 1. COMPOUND**
Styrene Butadiene Rubber
- 2. CORD**
Polyester
- 3. COVER**
Cotton/polyester blend
- 4. TOP BAND**
Fabric/Neoprene

PART NOMENCLATURE

8/5V750

- 8** = One banded belt with 8 ribs
- 5V** = Indicates belt type/cross section
- 750** = Effective length in tenths of an inch = 75.0"

BELT PROFILE



FEATURES & BENEFITS

- High Power Capability: High power with a more compact drive
- Banded Construction: Fabric/Neoprene top band enhances stability and prevents belts from turning over or coming off of the drive. Minimizes vibration.
- Oil & Heat Resistant: Durability in tough environments
- Anti-Static to ARPM IP3-3

TECHNICAL INFO

- Applications: General Industry, HVAC Equipment, Lawn & Garden, Agriculture
- Engineering Standards: Conforms to ARPM standard IP-22
- Temperature Range: -22°F/+176° (-20°C/+80°C)
- Recommended Pulleys: Use pulleys made to ARPM standards

Note: 2 and 3 rib belts are not returnable

It is common practice for some belt suppliers to fill orders for banded V-belts by supplying separate bands (belts) that add up to the total number of ribs requested. Normal policy for Megadyne is to supply a one-piece banded V-belt unless otherwise requested. **Example:** Order is for one belt with 8 ribs. Some suppliers will send two belts with 4 ribs each. Megadyne will ship as ordered, one belt with 8 ribs, unless otherwise specified.



UNIMATCH® BANDED DEEP WEDGE

R3V, R5V, R8V



R3V		
Belt Number	Outside Length (inch)	Approx. Weight (lbs.)
R3V425	42.5	0.2
R3V450	45	0.2
R3V475	47.5	0.2
R3V500	50	0.2
R3V530	53	0.2
R3V560	45	0.2
R3V600	60	0.2
R3V630	63	0.3
R3V650	65	0.3
R3V655	65.5	0.3
R3V665	66.5	0.3
R3V670	67	0.3
R3V695	69.5	0.3
R3V705	70.5	0.3
R3V710	71	0.3
R3V730	73	0.3
R3V750	75	0.3
R3V790	79	0.3
R3V800	63	0.3
R3V830	83	0.4
R3V850	85	0.4
R3V900	90	0.4
R3V950	95	0.4
R3V1000	100	0.4
R3V1060	106	0.5
R3V1120	112	0.5
R3V1180	118	0.5
R3V1250	125	0.5
R3V1320	132	0.6
R3V1400	140	0.6

R5V		
Belt Number	Outside Length (inch)	Approx. Weight (lbs.)
R5V500	50	0.6
R5V530	53	0.6
R5V560	56	0.7
R5V600	60	0.7
R5V630	63	0.7
R5V670	67	0.8
R5V710	71	0.8
R5V750	75	0.8
R5V800	80	0.9
R5V850	85	0.9
R5V900	90	1
R5V950	95	1.1
R5V975	97.5	1.2
R5V1000	100	1.2
R5V1060	106	1.3
R5V1120	112	1.3
R5V1180	118	1.4
R5V1250	125	1.5
R5V1320	132	1.6
R5V1400	140	1.7
R5V1500	150	1.8
R5V1600	160	1.9
R5V1650	165	2
R5V1700	170	2
R5V1800	180	2.1
R5V1900	190	2.2
R5V2000	200	2.4
R5V2060	206	2.45
R5V2120	212	2.5
R5V2150	215	2.6
R5V2240	224	2.7
R5V2360	236	2.8
R5V2500	250	3
R5V2650	265	3.2
R5V2800	280	3.3
R5V3000	300	3.6
R5V3150	315	3.8
R5V3350	335	4
R5V3550	355	4.3

R8V		
Belt Number	Outside Length (inch)	Approx. Weight (lbs.)
R8V950	95	3.1
R8V1000	100	3.3
R8V1060	106	3.5
R8V1120	112	3.7
R8V1180	118	3.9
R8V1250	125	4.1
R8V1320	132	4.4
R8V1400	140	4.6
R8V1500	150	4.9
R8V1600	160	5.2
R8V1650	165	5.4
R8V1700	170	5.6
R8V1800	180	5.9
R8V1900	190	6.3
R8V2000	200	6.6
R8V2120	212	6.9
R8V2240	224	7
R8V2360	236	7
R8V2400	240	8
R8V2500	250	8.3
R8V2650	265	8.7
R8V2700	270	9
R8V2800	280	9.2
R8V3000	300	9.8
R8V3150	315	9.9
R8V3350	335	11.1
R8V3550	355	11.4
R8V3750	375	11.7
R8V4000	400	12.4
R8V4250	425	13.2
R8V4500	450	14
R8V4750	475	14.8
R8V5000	500	16.5
R8V5600	560	18.4

SPECIAL ORDER AVAILABILITY	
Size	Maximum Rib Width
R3V425 to R3V475	21
R3V500 to R3V1060	54
R3V1120 to R3V1400	48
R5V - All sizes	30
R8V - All sizes	20

AVAILABLE SIZES

Additional lengths may be available. Contact Megadyne for sizes not listed.



WARNING: This product can expose you to chemicals including carbon black, which is known to the State of California to cause cancer or birth defects or other reproductive harm. For more information visit www.P65WARNINGS.ca.gov

HVAC-R

BANDED V-BELTS

UNIMATCH® BANDED DEEP WEDGE COG

BANDED R3VX, R5VX OIL & HEAT RESISTANT/STATIC DISSIPATING

UniMatch Banded V-belts are available in Deep Wedge Cog sections 3VX and 5VX. They feature the same premium constructions as our individual Cogged Raw Edge belts and are bonded together with a fabric-neoprene top band. These belts are often used on vertical shafts and where belt vibration, whipping and turn-over must be minimized.

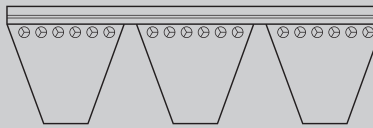
Banded Deep Wedge Cog V-belts are specified by a number followed by a forward slash which indicates banded construction, number of ribs and a letter/number combination indicating the base belt part number. **Example: 3/3VX335**

PART NOMENCLATURE

3/3VX335

- 3** = One banded belt with 3 ribs
- 3V** = Belt type/cross section
- X** = Raw edge + cog construction
- 335** = Effective length in tenths of an inch = 33.5"

BELT PROFILE



FEATURES & BENEFITS


- High Power Capability: High power with a more compact drive
- Raw Edge Sidewalls: Increased friction reduces slippage/increases efficiency versus wrapped V-belts. Saves energy.
- Banded Construction: Fabric/Neoprene top band enhances stability and prevents belts from turning over or coming off of the drive. Minimizes vibration.
- Oil & Heat Resistant: Durability in tough environments
- Anti-Static to ARPM IP3-3

TECHNICAL INFO

- Applications: General Industry, HVAC Equipment, Lawn & Garden, Agriculture
- Engineering Standards: Conforms to ARPM standard IP-22
- Temperature Range: -22°F/+194° (-30°C/+90°C)
- Recommended Pulleys: Use pulleys made to ARPM standards

Note: 2 and 3 rib belts are not returnable

It is common practice for some belt suppliers to fill orders for banded V-belts by supplying separate bands (belts) that add up to the total number of ribs requested. Normal policy for Megadyne is to supply a one-piece banded V-belt unless otherwise requested. **Example: Order is for one belt with 8 ribs.** Some suppliers will send two belts with 4 ribs each. Megadyne will ship as ordered, one belt with 8 ribs, unless otherwise specified.




- 1. COMPOUND**
Chloroprene
- 2. CORD**
Polyester
- 3. SIDEWALLS**
Raw Edge
- 4. TOP BAND**
Fabric/Neoprene



UNIMATCH® BANDED DEEP WEDGE COG

BANDED R3VX, R5VX



R3VX			
Belt Number	Effective Length (inch)	Approx. Weight (lbs.)	Max. No of Ribs
R3VX315	31.5	0.15	70
R3VX335	33.5	0.16	70
R3VX355	35.5	0.17	70
R3VX375	37.5	0.18	70
R3VX400	40	0.19	70
R3VX425	42.5	0.21	70
R3VX430	43	0.21	70
R3VX450	45	0.22	70
R3VX460	46	0.22	70
R3VX475	47.5	0.23	70
R3VX500	50	0.24	70
R3VX520	52	0.25	70
R3VX530	53	0.26	70
R3VX560	56	0.27	70
R3VX570	57	0.28	70
R3VX580	58	0.28	70
R3VX600	60	0.29	70
R3VX630	63	0.31	70
R3VX650	65	0.32	70
R3VX670	67	0.33	70

R3VX			
Belt Number	Effective Length (inch)	Approx. Weight (lbs.)	Max. No of Ribs
R3VX710	71	0.34	70
R3VX740	74	0.35	70
R3VX750	75	0.36	70
R3VX755	75.5	0.37	70
R3VX780	78	0.38	70
R3VX800	80	0.39	70
R3VX850	85	0.41	70
R3VX900	90	0.44	70
R3VX925	92.5	0.45	70
R3VX950	95	0.46	70
R3VX1000	100	0.49	70
R3VX1060	106	0.51	5
R3VX1120	112	0.54	5
R3VX1180	118	0.57	5
R3VX1250	125	0.61	5
R3VX1320	132	0.64	5
R3VX1400	140	0.67	5

R5VX			
Belt Number	Effective Length (inch)	Approx. Weight (lbs.)	Max. No of Ribs
R5VX500	50.0	0.65	43
R5VX530	53.0	0.69	43
R5VX560	56.0	0.73	43
R5VX600	60.0	0.79	43
R5VX630	63.0	0.83	43
R5VX670	67.0	0.88	43
R5VX710	71.0	0.93	43
R5VX730	73.0	0.95	43
R5VX750	75.0	0.98	43
R5VX800	80.0	1.05	43
R5VX810	81.0	1.07	43
R5VX830	83.0	1.09	43
R5VX850	85.0	1.11	43
R5VX900	90.0	1.18	43
R5VX950	95.0	1.24	43
R5VX1000	100.0	1.31	43
R5VX1060	106.0	1.39	5
R5VX1120	112.0	1.47	5
R5VX1180	118.0	1.55	5
R5VX1250	125.0	1.64	5
R5VX1320	132.0	1.73	5
R5VX1400	140.0	1.83	5
R5VX1500	150.0	1.96	5
R5VX1600	160.0	2.10	5
R5VX1700	170.0	2.23	5
R5VX1800	180.0	2.36	5
R5VX1900	190.0	2.49	5
R5VX2000	200.0	2.62	5

AVAILABLE SIZES

Additional lengths may be available. Contact Megadyne for sizes not listed.



WARNING: This product can expose you to chemicals including carbon black, which is known to the State of California to cause cancer or birth defects or other reproductive harm. For more information visit www.P65WARNINGS.ca.gov

MEGASYNC™ TITANIUM

ULTRA HIGH-TORQUE RPC PARABOLIC TOOTH PROFILE

MEGADYNE MEGASYNC  **Titanium**

Megadyne introduces one of the highest power density synchronous power transmission belts on the market! The next generation of synchronous belts surpassing the Platinum and other premium belt drives on the market today. When you want to replace chains, gears or you need to provide a superior belt drive solution - you need MEGADYNE MEGASYNC™ Titanium. With an enhanced design and innovative materials, Titanium has all the features and performance to make it the ideal belting solution in the most demanding applications.

PERFORMANCE:

The RPC profile achieves a high-power capacity drive with excellent dimensional stability and a fully-functional interchange with all of the most common existing deep pulley tooth profile systems, including HTD, RPP, PGGT & PCGT profiles.



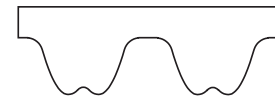
ANTISTATIC, ACCORDING TO ISO 9563

PART NOMENCLATURE

3500TTM14M65

- 3500** = Pitch length (mm)
- TTM** = Titanium
- 14M** = Tooth pitch (14mm)
- 65** = Belt width (mm)

TITANIUM



The MEGASYNC™ Titanium belt is made with the most innovative materials of the highest quality. The extensive development and tests performed have resulted in a synchronous belt that has:

- 1. COMPOUND**
HNBR rubber
- 2. CORD**
100% carbon fiber
- 3. TOOTH FACING**
High performance fabric with special anti-friction treatment
- 4. TOOTH PROFILE**
RPC

FEATURES & BENEFITS:

- Tooth Pitch Codes: TTM8 and TTM14
- Compound: HNBR rubber
- Cord: 100% Carbon Fiber
- Tooth Facing: High performance fabric with special anti-friction treatment
- Operating Temperatures: -40 °F up to +248 °F (Max peak: +284 °F)
- Antistatic, according to ISO 9563
- Open end Titanium available made to order in 8M & 14M
- Available made to order in 5M
- Special Widths: Can be supplied in non-standard widths - available upon request
- Available in Megapaint Silicone-Free Packaging in 8M & 14M pitch, non-stock, made-to-order

TECHNICAL INFO:

- Applications: Drives requiring maximum efficiency, synchronous operation and the highest power capacity. General industry, conveyors, industrial equipment, machine tools, hand power tools, etc.
- Engineering Standards: Conforms to ARPM IP-27 and ISO 13050 standard tolerances
- Recommended Pulleys: Use pulleys made to ARPM or ISO 13050 standards



WARNING: This product can expose you to chemicals including carbon black, which is known to the State of California to cause cancer or birth defects or other reproductive harm. For more information visit www.P65WARNINGS.ca.gov

HVAC-R



MEGASYNC™ TITANIUM

ULTRA HIGH-TORQUE RPC PARABOLIC TOOTH PROFILE

ANTISTATIC,
ACCORDING
TO ISO 9563



Pitch Code	Tooth Pitch (mm)	Standard Widths/Width Codes (mm)									Pitch Lengths (mm)
		12	20	21	36	37	62	68	90	125	
TTM5	5	available upon request - made to order									180 thru 2525
TTM8	8	12	-	21	36	-	62	-	-	-	248 thru 4400
TTM14	14	-	20	-	-	37	-	68	90	125	994 thru 4956

Standard widths shown. Can be cut to non-standard widths.

TITANIUM - 8M		
Belt Type	Pitch Length (mm)	Number of Teeth
248 TTM8	248	31
288 TTM8	288	36
352 TTM8	352	44
416 TTM8	416	52
456 TTM8	456	57
480 TTM8	480	60
544 TTM8	544	68
560 TTM8	560	70
600 TTM8	600	75
608 TTM8	608	76
640 TTM8	640	80
720 TTM8	720	90
800 TTM8	800	100
840 TTM8	840	105
880 TTM8	880	110
896 TTM8	896	112
920 TTM8	920	115
960 TTM8	960	120
976 TTM8	976	122
1000 TTM8	1000	125
1040 TTM8	1040	130
1064 TTM8	1064	133
1080 TTM8	1080	135
1120 TTM8	1120	140
1160 TTM8	1160	145
1200 TTM8	1200	150

TITANIUM - 8M		
Belt Type	Pitch Length (mm)	Number of Teeth
1224 TTM8	1224	153
1280 TTM8	1280	160
1440 TTM8	1440	180
1464 TTM8	1464	183
1512 TTM8	1512	189
1584 TTM8	1584	198
1600 TTM8	1600	200
1760 TTM8	1760	220
1792 TTM8	1792	224
1800 TTM8	1800	225
2000 TTM8	2000	250
2200 TTM8	2200	275
2240 TTM8	2240	280
2400 TTM8	2400	300
2520 TTM8	2520	315
2600 TTM8	2600	325
2800 TTM8	2800	350
2840 TTM8	2840	355
3048 TTM8	3048	381
3200 TTM8	3200	400
3280 TTM8	3280	410
3600 TTM8	3600	450
4000 TTM8	4000	500
4400 TTM8	4400	550

TITANIUM - 14M		
Belt Type	Pitch Length (mm)	Number of Teeth
994 TTM14	994	71
1092 TTM14	1092	78
1120 TTM14	1120	80
1190 TTM14	1190	85
1260 TTM14	1260	90
1288 TTM14	1288	92
1400 TTM14	1400	100
1512 TTM14	1512	108
1568 TTM14	1568	112
1610 TTM14	1610	115
1750 TTM14	1750	125
1778 TTM14	1778	127
1890 TTM14	1890	135
1960 TTM14	1960	140
2100 TTM14	2100	150
2240 TTM14	2240	160
2310 TTM14	2310	165
2380 TTM14	2380	170
2450 TTM14	2450	175
2520 TTM14	2520	180
2590 TTM14	2590	185
2660 TTM14	2660	190
2800 TTM14	2800	200
3136 TTM14	3136	224
3150 TTM14	3150	225
3304 TTM14	3304	236
3360 TTM14	3360	240
3500 TTM14	3500	250
3850 TTM14	3850	275
3920 TTM14	3920	280
4326 TTM14	4326	309
4410 TTM14	4410	315
4956 TTM14	4956	354

AVAILABLE SIZES

Additional lengths may be available. Contact Megadyne for sizes not listed.

NEW SIZES LISTED IN RED



WARNING: This product can expose you to chemicals including carbon black, which is known to the State of California to cause cancer or birth defects or other reproductive harm. For more information visit www.P65WARNINGS.ca.gov

HVAC-R

SYNCHRONOUS BELTS

MEGASYNC™ GOLD2

SUPER HIGH-TORQUE RPC PARABOLIC TOOTH PROFILE



MEGASYNC™ Gold2 has been developed to provide a more powerful version of RPP and Silver belts. It is suitable for a very wide range of applications in power transmission. This type of belt combines the advantages of gears and roller chain drives, minimizing the drawbacks of both.

Gold2 belts feature the RPC profile, designed also to be interchangeable with existing deep groove profiles and to run on pulleys according to ISO 13050.



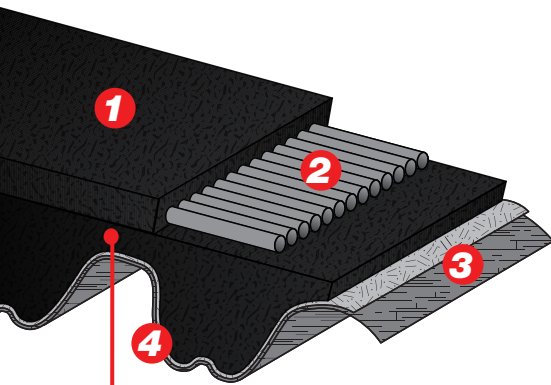
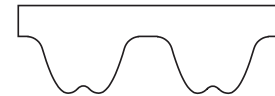
ANTISTATIC, ACCORDING TO ISO 9563

PART NOMENCLATURE

1800GLD2-8M50

- 1800** = Pitch length (mm)
- GLD2** = Gold2
- 8M** = Tooth pitch (8mm)
- 50** = Belt width (mm)

GOLD2



The MEGASYNC™ Gold2 belt is made with premium materials. The extensive development and tests performed have resulted in a synchronous belt that has:

- 1. COMPOUND**
High-performance NBR
- 2. CORD**
High-performance Fiberglass
- 3. TOOTH FACING**
Dual layer nylon (for 14M) and single layer nylon (for 8M): self-lubricating, low friction, extended life
- 4. TOOTH PROFILE**
RPC

FEATURES & BENEFITS

- Tooth Pitch Code: GLD2 5M, GLD2 8M and GLD2 14M
- RPC tooth profile, known for its low-noise characteristics
- Cord: Higher power capacity Fiberglass Cords with excellent dimensional stability
- Compound: high-performance compound gives oil and heat resistance
- Tooth Cover: impregnated fabric coated with a film provides low friction and durability
- Antistatic properties: conforms to ISO 9563 (BS 2050) standard
- Operating temperatures: -13 °F up to +212°F
- Special Widths: Can be supplied in non-standard widths - available upon request
- Also available made to order in dual-sided and open end 8M & 14M
- Available in Megapaint Silicone-Free Packaging in 8M & 14M pitch, non-stock, made-to-order

TECHNICAL INFO

- Application: Where increased efficiency or synchronous operation and higher power capacity than RPP® Silver3 is required. General industry, conveyors, industrial equipment, machine and hand power tools, etc.
- Engineering Standards: Conforms to ARPM IP-27 and ISO 13050 standards
- Recommended Pulleys: Use pulleys made to ARPM or ISO 13050 standards

HVAC-R



WARNING: This product can expose you to chemicals including carbon black, which is known to the State of California to cause cancer or birth defects or other reproductive harm. For more information visit www.P65WARNINGS.ca.gov



ANTISTATIC,
ACCORDING
TO ISO 9563



RPP GOLD2 - 5M

Contact Megadyne for this
high performance 5mm pitch

MEGASYNC™ GOLD2

SUPER HIGH-TORQUE RPC PARABOLIC TOOTH PROFILE

Pitch Code	Tooth Pitch (mm)	Standard Widths/Width Codes (mm)								Pitch Lengths (mm)
		20	30	40	50	55	85	115	170	
GLD2 5M	5	available upon request - made to order								180 thru 2525
GLD2 8M	8	20	30	-	50	-	85	-	-	248 thru 4400
GLD2 14M	14	-	-	40	-	55	85	115	170	966 thru 4956

Standard widths shown. Can be cut to non-standard widths.

RPP GOLD2 - 8M

Belt Type	Pitch Length (mm)	Number of Teeth
248 GLD2 8M	248	31
288 GLD2 8M	288	36
320 GLD2 8M	320	40
352 GLD2 8M	352	44
360 GLD2 8M	360	45
376 GLD2 8M	376	47
384 GLD2 8M	384	48
408 GLD2 8M	408	51
416 GLD2 8M	416	52
424 GLD2 8M	424	53
456 GLD2 8M	456	57
480 GLD2 8M	480	60
536 GLD2 8M	536	67
544 GLD2 8M	544	68
560 GLD2 8M	560	70
600 GLD2 8M	600	75
608 GLD2 8M	608	76
632 GLD2 8M	632	79
640 GLD2 8M	640	80
680 GLD2 8M	680	85
720 GLD2 8M	720	90
760 GLD2 8M	760	95
800 GLD2 8M	800	100
840 GLD2 8M	840	105
880 GLD2 8M	880	110
896 GLD2 8M	896	112
920 GLD2 8M	920	115
960 GLD2 8M	960	120
976 GLD2 8M	976	122
1000 GLD2 8M	1000	125
1040 GLD2 8M	1040	130
1064 GLD2 8M	1064	133
1080 GLD2 8M	1080	135

RPP GOLD2 - 8M

Belt Type	Pitch Length (mm)	Number of Teeth
1120 GLD2 8M	1120	140
1160 GLD2 8M	1160	145
1200 GLD2 8M	1200	150
1224 GLD2 8M	1224	153
1280 GLD2 8M	1280	160
1352 GLD2 8M	1352	169
1424 GLD2 8M	1424	178
1440 GLD2 8M	1440	180
1464 GLD2 8M	1464	183
1512 GLD2 8M	1512	189
1584 GLD2 8M	1584	198
1600 GLD2 8M	1600	200
1680 GLD2 8M	1680	210
1760 GLD2 8M	1760	220
1792 GLD2 8M	1792	224
1800 GLD2 8M	1800	225
1904 GLD2 8M	1904	238
2000 GLD2 8M	2000	250
2200 GLD2 8M	2200	275
2240 GLD2 8M	2240	280
2272 GLD2 8M	2272	284
2400 GLD2 8M	2400	300
2520 GLD2 8M	2520	315
2600 GLD2 8M	2600	325
2800 GLD2 8M	2800	350
2840 GLD2 8M	2840	355
3048 GLD2 8M	3048	381
3200 GLD2 8M	3200	400
3280 GLD2 8M	3280	410
3600 GLD2 8M	3600	450
4000 GLD2 8M	4000	500
4400 GLD2 8M	4400	550

RPP GOLD - 14M

Belt Type	Pitch Length (mm)	Number of Teeth
966 GLD2 14M	966	69
994 GLD2 14M	994	71
1092 GLD2 14M	1092	78
1106 GLD2 14M	1106	79
1120 GLD2 14M	1120	80
1190 GLD2 14M	1190	85
1260 GLD2 14M	1260	90
1288 GLD2 14M	1288	92
1344 GLD2 14M	1344	96
1400 GLD2 14M	1400	100
1442 GLD2 14M	1442	103
1512 GLD2 14M	1512	108
1568 GLD2 14M	1568	112
1610 GLD2 14M	1610	115
1750 GLD2 14M	1750	125
1764 GLD2 14M	1764	126
1778 GLD2 14M	1778	127
1848 GLD2 14M	1848	132
1890 GLD2 14M	1890	135
1904 GLD2 14M	1904	136
1960 GLD2 14M	1960	140
2100 GLD2 14M	2100	150
2240 GLD2 14M	2240	160
2310 GLD2 14M	2310	165
2380 GLD2 14M	2380	170
2450 GLD2 14M	2450	175
2520 GLD2 14M	2520	180
2590 GLD2 14M	2590	185
2660 GLD2 14M	2660	190
2800 GLD2 14M	2800	200
2968 GLD2 14M	2968	212
3136 GLD2 14M	3136	224

RPP GOLD - 14M

Belt Type	Pitch Length (mm)	Number of Teeth
3150 GLD2 14M	3150	225
3304 GLD2 14M	3304	236
3360 GLD2 14M	3360	240
3500 GLD2 14M	3500	250
3850 GLD2 14M	3850	275
3920 GLD2 14M	3920	280
4326 GLD2 14M	4326	309
4410 GLD2 14M	4410	315
4578 GLD2 14M	4578	327
4956 GLD2 14M	4956	354

AVAILABLE SIZES

Additional lengths may be available. Contact Megadyne for sizes not listed.

NEW SIZES LISTED IN RED



WARNING: This product can expose you to chemicals including carbon black, which is known to the State of California to cause cancer or birth defects or other reproductive harm. For more information visit www.P65WARNINGS.ca.gov

MEGASYNC™ SILVER3

EXTRA HIGH-TORQUE
RPC PARABOLIC TOOTH PROFILE

MEGADYNE MEGASYNC  **Silver3**

MEGASYNC™ Silver3 offers a higher power rating up to +20% over the former Silver and Silver2 belt range and a wealth of improved properties at the same price. With the RPC tooth profile, the new Silver3 gives full functional interchangeability with other deep profile systems. The existing RPP or Silver and Silver2 systems can be upgraded without replacing the pulleys. In addition, due to improved performance, the more compact dimension optimizes space utilization and cost for all new drive systems.



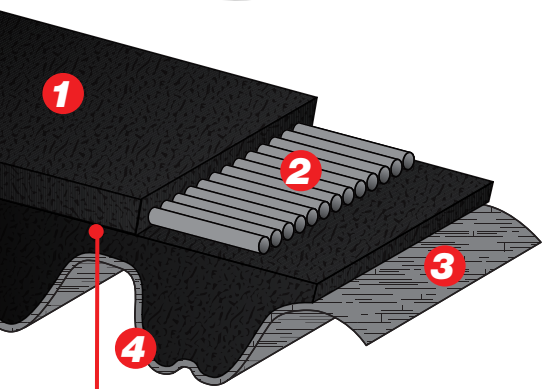
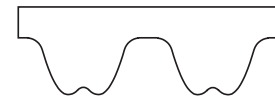
ANTISTATIC, ACCORDING TO ISO 9563

PART NOMENCLATURE

1800SLV3-8M50

- 1800** = Pitch length (mm)
- SLV3** = Silver3
- 8M** = Tooth pitch (8mm)
- 50** = Belt width (mm)

SILVER3



The MEGASYNC™ Silver3 belt is made with premium materials. The extensive development and tests performed have resulted in a synchronous belt that has:

- 1. COMPOUND**
Fiber loaded nitrile
- 2. CORD**
Fiberglass
- 3. TOOTH FACING**
Nylon Fabric: self-lubricating, low friction, extended life
- 4. TOOTH PROFILE**
RPC

FEATURES & BENEFITS

- Tooth Pitch Code: SLV3 5M, SLV3 8M and SLV3 14M
- Compound: Fiber Loaded NBR with improved performance.
- RPC tooth profile, known for its low-noise characteristics
- Cord: Increased load capacity over previous Silver/Silver2 construction
- Tooth Cover: impregnated fabric coated with a film provides low friction and durability
- Upgrades drive capacity with existing sprockets
- Antistatic properties: conforms to ISO 9563 (BS 2050) standard
- Operating temperatures: -13 °F up to +212 °F
- Available in non-standard widths upon request
- Available made to order in open end in 3M, 5M, 8M & 14M
- Available made to order in dual sided 8M & 14M
- Available in Megapaint Silicone-Free Packaging in 8M & 14M pitch, non-stock, made-to-order

TECHNICAL INFO

- Applications: Drives requiring increased efficiency or synchronous operation and higher power capacity than standard synchronous belts. General industry, conveyors, industrial equipment, machine tools, hand power tools, etc.
- Engineering Standards: Conforms to ARPM IP-27 and ISO 13050 standards
- Recommended Pulleys: Use pulleys made to ARPM or ISO 13050 standards

HVAC-R



WARNING: This product can expose you to chemicals including carbon black, which is known to the State of California to cause cancer or birth defects or other reproductive harm. For more information visit www.P65WARNINGS.ca.gov



MEGASYNC™ SILVER3

EXTRA HIGH-TORQUE RPC PARABOLIC TOOTH PROFILE

ANTISTATIC,
ACCORDING
TO ISO 9563



Pitch Code	Tooth Pitch (mm)	Standard Widths/Width Codes (mm)								Pitch Lengths (mm)
		20	30	40	50	55	85	115	170	
SLV3 5M	5	available upon request - made to order								180 thru 2525
SLV3 8M	8	20	30	-	50	-	85	-	-	248 thru 4400
SLV3 14M	14	-	-	40	-	55	85	115	170	966 thru 4956

Standard widths shown. Can be cut to non-standard widths

SILVER3 - 8M

Belt Type	Pitch Length (mm)	Number of Teeth
248 SLV3 8M	248	31
288 SLV3 8M	288	36
320 SLV3 8M	320	40
352 SLV3 8M	352	44
360 SLV3 8M	360	45
376 SLV3 8M	376	47
384 SLV3 8M	384	48
408 SLV3 8M	408	51
416 SLV3 8M	416	52
456 SLV3 8M	456	57
480 SLV3 8M	480	60
536 SLV3 8M	536	67
544 SLV3 8M	544	68
560 SLV3 8M	560	70
600 SLV3 8M	600	75
608 SLV3 8M	608	76
632 SLV3 8M	632	79
640 SLV3 8M	640	80
680 SLV3 8M	680	85
720 SLV3 8M	720	90
760 SLV3 8M	760	95
800 SLV3 8M	800	100
840 SLV3 8M	840	105
880 SLV3 8M	880	110
896 SLV3 8M	896	112
920 SLV3 8M	920	115
960 SLV3 8M	960	120
976 SLV3 8M	976	122
1000 SLV3 8M	1000	125
1040 SLV3 8M	1040	130
1064 SLV3 8M	1064	133
1080 SLV3 8M	1080	135

SILVER3 - 8M

Belt Type	Pitch Length (mm)	Number of Teeth
1120 SLV3 8M	1120	140
1160 SLV3 8M	1160	145
1200 SLV3 8M	1200	150
1224 SLV3 8M	1224	153
1280 SLV3 8M	1280	160
1352 SLV3 8M	1352	169
1424 SLV3 8M	1424	178
1440 SLV3 8M	1440	180
1464 SLV3 8M	1464	183
1512 SLV3 8M	1512	189
1584 SLV3 8M	1584	198
1600 SLV3 8M	1600	200
1680 SLV3 8M	1680	210
1760 SLV3 8M	1760	220
1792 SLV3 8M	1792	226
1800 SLV3 8M	1800	225
1904 SLV3 8M	1904	238
2000 SLV3 8M	2000	250
2200 SLV3 8M	2200	275
2240 SLV3 8M	2240	280
2272 SLV3 8M	2272	284
2400 SLV3 8M	2400	300
2520 SLV3 8M	2520	315
2600 SLV3 8M	2600	325
2800 SLV3 8M	2800	350
2840 SLV3 8M	2840	355
3048 SLV3 8M	3048	381
3200 SLV3 8M	3200	400
3280 SLV3 8M	3280	410
3600 SLV3 8M	3600	450
4000 SLV3 8M	4000	500
4400 SLV3 8M	4400	550

SILVER3 - 14M

Belt Type	Pitch Length (mm)	Number of Teeth
966 SLV3 14M	966	69
994 SLV3 14M	994	71
1092 SLV3 14M	1092	78
1106 SLV3 14M	1106	79
1120 SLV3 14M	1120	80
1190 SLV3 14M	1190	85
1260 SLV3 14M	1260	90
1288 SLV3 14M	1288	92
1344 SLV3 14M	1344	96
1400 SLV3 14M	1400	100
1442 SLV3 14M	1442	103
1512 SLV3 14M	1512	108
1568 SLV3 14M	1568	112
1610 SLV3 14M	1610	115
1750 SLV3 14M	1750	125
1764 SLV3 14M	1764	126
1778 SLV3 14M	1778	127
1848 SLV3 14M	1848	132
1890 SLV3 14M	1890	135
1904 SLV3 14M	1904	136
1960 SLV3 14M	1960	140
2100 SLV3 14M	2100	150
2240 SLV3 14M	2240	160
2310 SLV3 14M	2310	165
2380 SLV3 14M	2380	170
2450 SLV3 14M	2450	175
2520 SLV3 14M	2520	180
2590 SLV3 14M	2590	185
2660 SLV3 14M	2660	190
2800 SLV3 14M	2800	200
2968 SLV3 14M	2968	212
3136 SLV3 14M	3136	224

SILVER3 - 14M

Belt Type	Pitch Length (mm)	Number of Teeth
3150 SLV3 14M	3150	225
3304 SLV3 14M	3304	236
3360 SLV3 14M	3360	240
3500 SLV3 14M	3500	250
3850 SLV3 14M	3850	275
3920 SLV3 14M	3920	280
4326 SLV3 14M	4326	309
4410 SLV3 14M	4410	315
4578 SLV3 14M	4578	327
4956 SLV3 14M	4956	354

AVAILABLE SIZES

Additional lengths may be available. Contact Megadyne for sizes not listed.

NEW SIZES LISTED IN RED



WARNING: This product can expose you to chemicals including carbon black, which is known to the State of California to cause cancer or birth defects or other reproductive harm. For more information visit www.P65WARNINGS.ca.gov

HVAC-R

SYNCHRONOUS BELTS



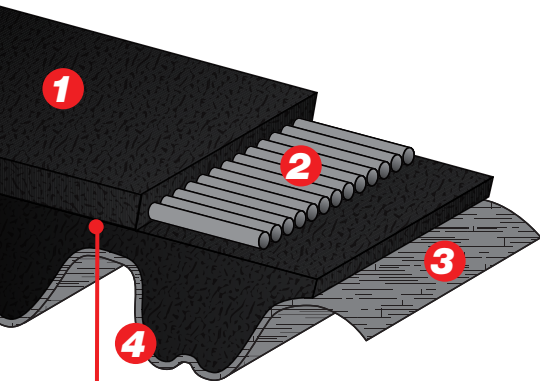
MEGASYNC™ RPP

HIGH TORQUE - 3M, 5M, 8M, 14M
PARABOLIC TOOTH PROFILE

MEGADYNE MEGASYNC RPP®

The RPP synchronous belt, with its reinforced parabolic tooth profile, is recognized as the quietest in the industry and is ideal for a wide range of applications. Fiberglass tensile member reinforcement ensures high torque power transmission, minimal elongation and high flexibility while the high quality chloroprene rubber compound provides excellent wear resistance and increased service life. A self-lubricating nylon fabric gives exceptional wear protection to the belt teeth.

RPP Synchronous Belts are specified by pitch length, tooth pitch and belt width in millimeters - Example: 720-RPP8-30

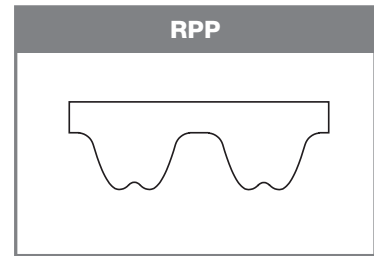


The MEGASYNC™ RPP belt is made with premium materials. The extensive development and tests performed have resulted in a synchronous belt that has:

- 1. COMPOUND**
Chloroprene
- 2. CORD**
Fiberglass
- 3. TOOTH FACING**
Specially treated Nylon fabric to reduce friction and pulley wear
- 4. TOOTH PROFILE**
RPP (reinforced parabolic profile)
- interchangeable with any RPP or HTD Profile pulley

SYNCHRONOUS BELTS

PART NOMENCLATURE	
720-RPP8-30	
720	= Pitch length (mm)
RPP	= Parabolic tooth profile
8	= Tooth pitch (8mm)
30	= Belt width (mm)



FEATURES & BENEFITS

- Fiberglass Tensile Cord: High dimensional stability and maximum flexibility
- Chloroprene Belt Body: Heat and ozone resistant; high tooth shear resistance
- Nylon Tooth Cover: Durability and wear resistance, increased power capacity
- RPP Tooth Profile: Low noise profile, recognized as quietest on the market
- Special Widths: Can be supplied in non-standard widths - available upon request

TECHNICAL INFO

- Applications: Drives requiring premium efficiency or synchronous operation and higher power capacity than trapezoidal timing belts. Used on conveyors, industrial equipment, machine tools, hand power tools and agricultural equipment where high power density is needed.
- Engineering Standards: Conforms to ARPM IP-27 and ISO 13050 standards
- Temperature Range: -13 °F up to +176° F (-25 °C up to +80 °C)
- Recommended Pulleys: Use pulleys made to ARPM/ISO standards
- Non-Standard Lengths: Sizes not listed may be available - Contact Megadyne

Pitch Code	Tooth Pitch (mm)	Standard Widths/Width Codes (mm)											Pitch Lengths (mm)	
		6	9	15	20	25	30	40	50	55	85	115		170
RPP3	3	06	09	15	-	-	-	-	-	-	-	-	-	90 thru 1863
RPP5	5	-	09	15	-	25	-	-	-	-	-	-	-	180 thru 2525
RPP8	8	-	-	-	20	-	30	-	50	-	85	-	-	600 thru 4400
RPP14	14	-	-	-	-	-	-	40	-	55	85	115	170	966 thru 4956

Standard widths shown. Can be cut to non-standard widths.



WARNING: This product can expose you to chemicals including carbon black, which is known to the State of California to cause cancer or birth defects or other reproductive harm. For more information visit www.P65WARNINGS.ca.gov



MEGASYNC™ RPP

HIGH TORQUE - 3M
PARABOLIC TOOTH PROFILE

RPP 3		
Belt Type	Pitch Length (mm)	Number of Teeth
90-RPP3	90	30
105-RPP3	105	35
129-RPP3	129	43
141-RPP3	141	47
144-RPP3	144	48
147-RPP3	147	49
150-RPP3	150	50
159-RPP3	159	53
168-RPP3	168	56
174-RPP3	174	58
177-RPP3	177	59
180-RPP3	180	60
186-RPP3	186	62
195-RPP3	195	65
201-RPP3	201	67
204-RPP3	204	68
210-RPP3	210	70
213-RPP3	213	71
225-RPP3	225	75
231-RPP3	231	77
240-RPP3	240	80
243-RPP3	243	81
246-RPP3	246	82
249-RPP3	249	83
252-RPP3	252	84
255-RPP3	255	85
261-RPP3	261	87
264-RPP3	264	88
267-RPP3	267	89
270-RPP3	270	90
276-RPP3	276	92
285-RPP3	285	95
288-RPP3	288	96
291-RPP3	291	97
297-RPP3	297	99
300-RPP3	300	100
312-RPP3	312	104
318-RPP3	318	106
327-RPP3	327	109
330-RPP3	330	110

RPP 3		
Belt Type	Pitch Length (mm)	Number of Teeth
333-RPP3	333	111
336-RPP3	336	112
339-RPP3	339	113
345-RPP3	345	115
351-RPP3	351	117
357-RPP3	357	119
363-RPP3	363	121
375-RPP3	375	125
384-RPP3	384	128
390-RPP3	390	130
393-RPP3	393	131
405-RPP3	405	135
420-RPP3	420	140
423-RPP3	423	141
432-RPP3	432	144
447-RPP3	447	149
474-RPP3	474	158
480-RPP3	480	160
486-RPP3	486	162
489-RPP3	489	163
495-RPP3	495	165
501-RPP3	501	167
510-RPP3	510	170
513-RPP3	513	171
522-RPP3	522	174
531-RPP3	531	177
537-RPP3	537	179
564-RPP3	564	188
570-RPP3	570	190
573-RPP3	573	191
576-RPP3	576	192
579-RPP3	579	193
582-RPP3	582	194
597-RPP3	597	199
600-RPP3	600	200
633-RPP3	633	211
648-RPP3	648	216
669-RPP3	669	223
711-RPP3	711	237
735-RPP3	735	245

RPP 3		
Belt Type	Pitch Length (mm)	Number of Teeth
738-RPP3	738	246
747-RPP3	747	249
756-RPP3	756	252
804-RPP3	804	268
882-RPP3	882	294
945-RPP3	945	315
1062-RPP3	1062	354
1125-RPP3	1125	375
1245-RPP3	1245	415
1263-RPP3	1263	421
1500-RPP3	1500	500
1530-RPP3	1530	510
1863-RPP3	1863	621

AVAILABLE SIZES

Additional lengths may be available. Contact Megadyne for sizes not listed.



WARNING: This product can expose you to chemicals including carbon black, which is known to the State of California to cause cancer or birth defects or other reproductive harm. For more information visit www.P65WARNINGS.ca.gov



MEGASYNC™ RPP

HIGH TORQUE - 5M, 8M
PARABOLIC TOOTH PROFILE

RPP 5		
Belt Type	Pitch Length (mm)	Number of Teeth
180-RPP5	180	36
225-RPP5	225	45
235-RPP5	235	47
245-RPP5	245	49
255-RPP5	255	51
265-RPP5	265	53
270-RPP5	270	54
280-RPP5	280	56
285-RPP5	285	57
295-RPP5	295	59
300-RPP5	300	60
305-RPP5	305	61
325-RPP5	325	65
330-RPP5	330	66
345-RPP5	345	69
350-RPP5	350	70
375-RPP5	375	75
400-RPP5	400	80
420-RPP5	420	84
425-RPP5	425	85
450-RPP5	450	90
455-RPP5	455	91
460-RPP5	460	92
465-RPP5	465	93
475-RPP5	475	95
500-RPP5	500	100
525-RPP5	525	105
535-RPP5	535	107
565-RPP5	565	113
575-RPP5	575	115
580-RPP5	580	116
600-RPP5	600	120
610-RPP5	610	122
615-RPP5	615	123
635-RPP5	635	127
640-RPP5	640	128
650-RPP5	650	130
670-RPP5	670	134
675-RPP5	675	135
700-RPP5	700	140
705-RPP5	705	141
710-RPP5	710	142

RPP 5		
Belt Type	Pitch Length (mm)	Number of Teeth
725-RPP5	725	145
740-RPP5	740	148
750-RPP5	750	150
755-RPP5	755	151
800-RPP5	800	160
835-RPP5	835	167
850-RPP5	850	170
890-RPP5	890	178
900-RPP5	900	180
935-RPP5	935	187
940-RPP5	940	188
950-RPP5	950	190
980-RPP5	980	196
1000-RPP5	1000	200
1025-RPP5	1025	205
1050-RPP5	1050	210
1100-RPP5	1100	220
1125-RPP5	1125	225
1135-RPP5	1135	227
1195-RPP5	1195	239
1200-RPP5	1200	240
1240-RPP5	1240	248
1270-RPP5	1270	254
1420-RPP5	1420	284
1500-RPP5	1500	300
1595-RPP5	1595	319
1605-RPP5	1605	321
1690-RPP5	1690	338
1790-RPP5	1790	358
1800-RPP5	1800	360
1870-RPP5	1870	374
1895-RPP5	1895	379
1945-RPP5	1945	389
2000-RPP5	2000	400
2250-RPP5	2250	450
2350-RPP5	2350	470
2525-RPP5	2525	505

RPP 8		
Belt Type	Pitch Length (mm)	Number of Teeth
248-RPP8	248	31
288-RPP8	288	36
320-RPP8	320	40
352-RPP8	352	44
360-RPP8	360	45
376-RPP8	376	47
384-RPP8	384	48
408-RPP8	408	51
416-RPP8	416	52
424-RPP8	424	53
456-RPP8	456	57
480-RPP8	480	60
536-RPP8	536	67
544-RPP8	544	68
560-RPP8	560	70
600-RPP8	600	75
608-RPP8	608	76
632-RPP8	632	79
640-RPP8	640	80
680-RPP8	680	85
720-RPP8	720	90
760-RPP8	760	95
800-RPP8	800	100
840-RPP8	840	105
880-RPP8	880	110
896-RPP8	896	112
920-RPP8	920	115
960-RPP8	960	120
976-RPP8	976	122
1000-RPP8	1000	125
1040-RPP8	1040	130
1064-RPP8	1064	133
1080-RPP8	1080	135
1120-RPP8	1120	140
1160-RPP8	1160	145
1200-RPP8	1200	150
1224-RPP8	1224	153
1280-RPP8	1280	160
1352-RPP8	1352	169
1424-RPP8	1424	178
1440-RPP8	1440	180
1464-RPP8	1464	183

RPP 8		
Belt Type	Pitch Length (mm)	Number of Teeth
1512-RPP8	1512	189
1584-RPP8	1584	198
1600-RPP8	1600	200
1680-RPP8	1680	210
1760-RPP8	1760	220
1792-RPP8	1792	224
1800-RPP8	1800	225
1904-RPP8	1904	238
2000-RPP8	2000	250
2200-RPP8	2200	275
2240-RPP8	2240	280
2272-RPP8	2272	284
2400-RPP8	2400	300
2520-RPP8	2520	315
2600-RPP8	2600	325
2800-RPP8	2800	350
2840-RPP8	2840	355
3048-RPP8	3048	381
3200-RPP8	3200	400
3280-RPP8	3280	410
3600-RPP8	3600	450
4000-RPP8	4000	500
4400-RPP8	4400	550

AVAILABLE SIZES

Additional lengths may be available. Contact Megadyne for sizes not listed.

NEW SIZES LISTED IN RED

SYNCHRONOUS BELTS





MEGASYNC™ RPP

HIGH TORQUE - 14M
PARABOLIC TOOTH PROFILE

RPP14		
Belt Type	Pitch Length (mm)	Number of Teeth
966-RPP14	966	69
994-RPP14	994	71
1092-RPP14	1092	78
1106-RPP14	1106	79
1120-RPP14	1120	80
1190-RPP14	1190	85
1260-RPP14	1260	90
1288-RPP14	1288	92
1344-RPP14	1344	96
1400-RPP14	1400	100
1442-RPP14	1442	103
1512-RPP14	1512	108
1568-RPP14	1568	112
1610-RPP14	1610	115
1750-RPP14	1750	125
1764-RPP14	1764	126
1778-RPP14	1778	127
1848-RPP14	1848	132
1890-RPP14	1890	135
1904-RPP14	1904	136
1960-RPP14	1960	140
2100-RPP14	2100	150

RPP14		
Belt Type	Pitch Length (mm)	Number of Teeth
2240-RPP14	2240	160
2310-RPP14	2310	165
2380-RPP14	2380	170
2450-RPP14	2450	175
2520-RPP14	2520	180
2590-RPP14	2590	185
2660-RPP14	2660	190
2800-RPP14	2800	200
2968-RPP14	2968	212
3136-RPP14	3136	224
3150-RPP14	3150	225
3304-RPP14	3304	236
3360-RPP14	3360	240
3500-RPP14	3500	250
3850-RPP14	3850	275
3920-RPP14	3920	280
4326-RPP14	4326	309
4410-RPP14	4410	315
4578-RPP14	4578	327
4956-RPP14	4956	354


AVAILABLE SIZES

Additional lengths may be available. Contact Megadyne for sizes not listed.



WARNING: This product can expose you to chemicals including carbon black, which is known to the State of California to cause cancer or birth defects or other reproductive harm. For more information visit www.P65WARNINGS.ca.gov

PULLEYS & BUSHINGS



Megadyne offers a comprehensive line of pulleys and bushings for V-belts and synchronous/timing applications. Contact us for complete product information.

LIGHT DUTY PULLEYS:

Light duty cast iron pulleys are machined from gray cast iron. They are statically balanced, painted and are individually packaged. Available in single and double groove. Bushings are ordered separately.

- AK Pulleys fit 3L, 4L and A section
- BK Pulleys fit 4L, A, 5L and B section

VARIABLE PITCH PULLEYS:

Available in single (1VP) and double (2VP) groove. Includes hollow head set screws and keyseat. Jason standard pulleys can be used as a companion pulley. Available in various bore sizes. Fits 3L, 4L, 5L, A or B belt sections.

AL (BLOWER) PULLEYS:

AL Pulleys for Light Duty Applications. Cast Aluminum construction. Includes set screw and keyseat. Not to be used with drives rated for "AX" belt (cogged raw edge).

QD PULLEYS AND BUSHINGS:

QD pulleys and bushings are available for heavy duty applications. They are statically balanced and painted, and are individually packaged, sealed in plastic wrap.

- A/B Combination up to 6 grooves
- 3V section up to 10 grooves
- C section up to 8 grooves
- 5V section up to 6 grooves
- D section up to 10 grooves


SYNCHRONOUS/TIMING PULLEYS/CLAMPING PLATES:

Megadyne supplies complete drives, including metric pulleys and clamping belt plates made to standard and custom specifications. Available in aluminum or steel, our pulleys are manufactured to precise tolerances to assure a perfect fit between belt and pulley. Timing pulleys are balanced, painted and available in all standard pitches for quick delivery. Contact us for more information.

NON-STOCK/MADE-TO-ORDER:

If you do not find the pulley you need in this catalog, please contact us. We can supply quotations on virtually any non-stock or made-to-order pulley with special features or construction. We are often able to supply the product with minimal delays on a special order basis.






PULLEYS & BUSHINGS

LIGHT & HEAVY DUTY

- Individually Bagged/Packaged for Protection
- Individually Bar-Coded


Not all items are in stock at all locations.
Please contact Megadyne for complete product information.

LIGHT DUTY PULLEYS & BUSHINGS




AK - BORED TO SIZE
BK - BORED TO SIZE

- - .75" through 15.75" diameter
- - 1/2" through 1-7/16" diameter




AK - BUSHED
BK - BUSHED H - BUSHINGS

- - Pulley 3" through 18.75" diameter
- - "H" Bushed Sheave reduces inventory & increases selection
- - 5/8" through 1-3/8" bore range



VARIABLE PITCH PULLEYS

- 1VP and 2VP Variable Pitch
- Fits 3L, 4L/A, 5L/B, A, B or 5V Belts
- 2-1/2" through 7-1/2" diameter
- 1/2" through 1-5/8" bore



AL (BLOWER) PULLEYS


- Bored to size with 5/8" through 1" diameter
- 5" through 12" diameter pulley

HEAVY DUTY PULLEYS & BUSHINGS




QD PULLEYS & BUSHINGS

- 3.57" through 58" diameter
- Single through 8 groove pulleys
- JA, H, SH, SDS, SD, SK, SF, E, F, J, M, N, P Bushings
- 5/8" through 6" bore



SPLIT TAPER PULLEYS & BUSHINGS

- Pulley used with double split taper bushings
- 3.75" through 12.75" diameter
- P1 & Q1 Bushings from 5/8" through 1-15/16"

 **WARNING:** This product can expose you to chemicals including lead, which is known to the State of California to cause cancer or birth defects or other reproductive harm. For more information visit www.P65WARNINGS.ca.gov

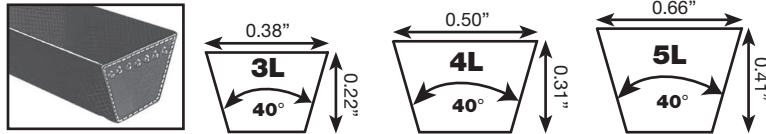


DRIVE BELT NOMENCLATURE

V-BELTS

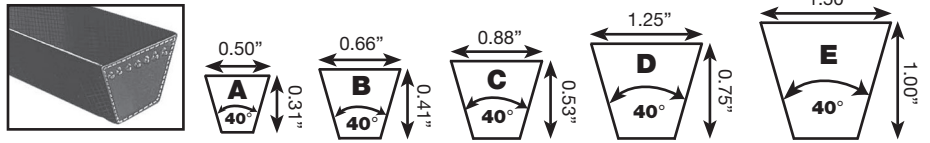
LIGHT DUTY

Fractional HP (FHP) - Suitable for light duty applications normally using fractional horsepower motors



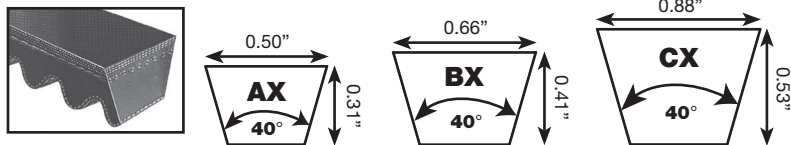
CLASSICAL HEAVY DUTY

Multi-Plus® - UniMatch®
Wide range of sizes



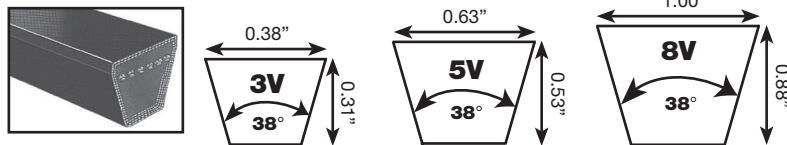
MOLDED COGGED

Cogs allow use of smaller diameter pulleys and provide heat dissipation. Raw Edge Sidewalls (no fabric cover) prevent slippage.



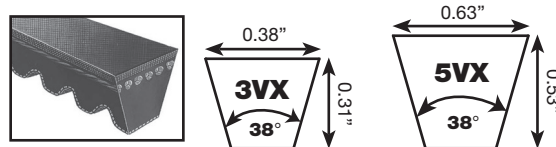
WEDGE

Narrower, deeper profile with higher power capability than classical v-belt. Allows for smaller, more compact drives.




WEDGE COGGED

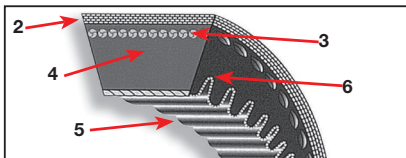
Same properties of Wedge. Cogged for greater flexibility and heat dissipation. Raw Edge Sidewalls (no fabric cover) prevent slippage.



WRAPPED V-BELT



RAW EDGE V-BELT



BELT CONSTRUCTION

- | | |
|----------------------------|----------------------------------------------------------------------------------------------------------------------------------------------------------------------------|
| 1. Rubberized Fabric Cover | Cover envelops entire belt and protects the belt core |
| 2. Top Fabric | Provides heat & oil resistance |
| 3. Load Carrying Section | Cords/Tensile members give ability to transmit power and ensure uniform load distribution |
| 4. Compression Section | Elastomer resists compression fatigue and dissipates internal heat build-up. Provides firm lateral pressure against sheave sidewall and distributes the load to the cords. |
| 5. Precision Molded Cogs | Provides additional flexibility, allows for use of smaller sheave diameters, aids in heat dissipation. |
| 6. Raw Edge Sidewalls | Exposed rubber sidewalls (no fabric covering) provide greater grip for reduced slippage. |

V-BELT TYPE	IDENTIFIED BY	PART NUMBER EXAMPLE	APPROXIMATE OUTSIDE LENGTH
Fractional HP (FHP)	Effective Length	4L500 =	50"
Classical Multi-Plus	Standard Length Designation	A48 =	
Fractional HP	Effective Length	5L500 =	
Classical Multi-Plus	Standard Length Designation	B47 =	
Classical Cogged	Standard Length Designation	AX48 =	
Narrow Deep Wedge	Effective Length	5V500 =	
Narrow Deep Wedge Cogged	Effective Length	5VX500 =	

Note: All belt size dimensions in this publication are nominal.

NOTE: Length information values in the above table are approximate. Industry standards require that to accurately measure a belt, it must be installed on a fixture with two pulleys of prescribed dimension and tensioned to a specific value. Accurate values cannot be measured by hand on a free length of belt.

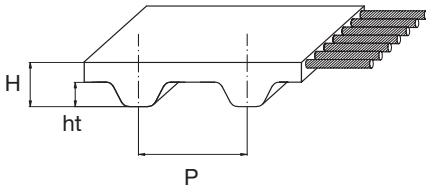


DRIVE BELT NOMENCLATURE

SYNCHRONOUS BELTS

The terms synchronous belt and timing belt are used interchangeably in the power transmission industry.

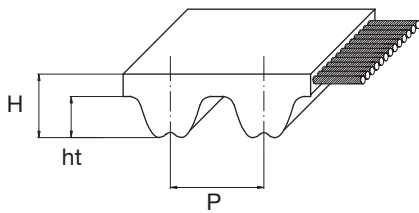
Technically speaking, "timing belt" refers to the trapezoidal tooth standard timing belt. Standard timing belts represent the original, older tooth profile technology. Newer, improved tooth profiles (curvilinear and parabolic) combined with superior upgraded tensile members (cord) and compounds exceed the performance of standard timing belt allowing much higher horsepower and torque to be transmitted, often in a smaller, more compact, overall drive space. The drive space can be more compact with curvilinear and parabolic belts because their higher horsepower capabilities allow the use of a narrower belt width. Even though the newer curvilinear and parabolic tooth profiles are preferred for higher horsepower/torque applications, trapezoidal belts are still widely used in drives where precise registration is required.



STANDARD TIMING BELTS - TRAPEZOIDAL TOOTH PROFILE

Belt Type/Pitch Code	Service Duty	Tooth Pitch (inch)		Pitch length Designation
MXL	mini-extra light	2/25	0.080	pitch length expressed in hundredths of an inch
XL	extra light	1/5	0.200	pitch length expressed in tenths of an inch
L	light	3/8	0.375	
H	heavy	1/2	0.500	
XH	extra heavy	7/8	0.875	
XXH	extra extra heavy	1-1/4	1.250	

Standard timing belts are specified by belt length in inches times 10, (except MXL - see above) belt pitch code and a three-digit belt width code, which is the decimal inch-width multiplied by 100



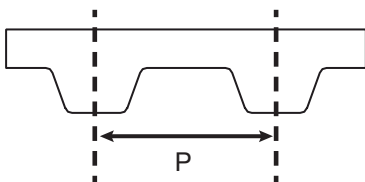
METRIC SYNCHRONOUS BELTS - CURVILINEAR PARABOLIC

Belt Type	Power Rating	Tooth Profile	Pitch Codes/Tooth Pitch (mm)				Anti-Static Properties
RPP®	high torque	parabolic	3M	5M	8M	14M	-
MEGASYNC™ Silver3	extra high torque		-	5MS	8MS	14MS	*yes
MEGASYNC™ Gold2	super high torque		-	**5MG	8MG	14MG	*yes
MEGASYNC™ Titanium	ultra high torque		-	-	TTM8	TTM14	*yes

* Conforms to ISO 9563 standard for anti-static properties

** RPP Gold2 in 5 mm pitch (5MG) is available upon request

All dimensions of Metric Synchronous belts are expressed in millimeters (pitch length, tooth pitch, width)



Synchronous/Timing belts are identified by their tooth profile and tooth pitch.

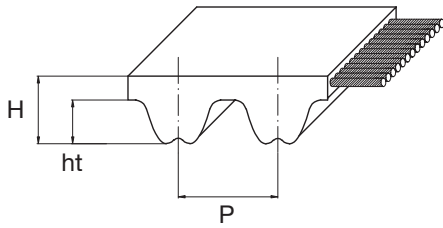
Tooth pitch (P) is the distance between the center of two adjacent belt teeth when tensioned properly.

Note: All belt size dimensions in this publication are nominal.

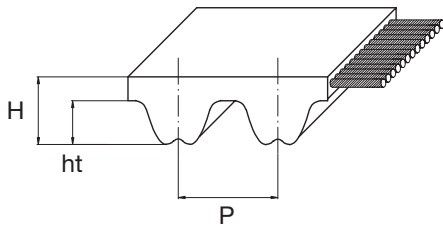


SYNCHRONOUS BELT

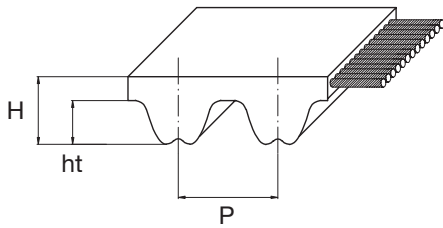
TOOTH PROFILE DIMENSIONS - PARABOLIC



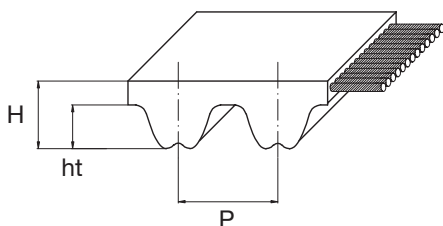
RPP					
Belt Dimensions (mm)		RPP3	RPP5	RPP8	RPP14
Pitch	P	3	5	8	14
Tooth Height	ht	1.15	2.00	3.20	6.00
Belt Height	H	2.40	3.80	5.40	9.70



MEGASYNC™ SILVER 3					
Belt Dimensions (mm)		Silver3 5M	Silver3 8M	Silver3 14M	
Pitch	P	5	8	14	
Tooth Height	ht	2.00	3.20	6.00	
Belt Height	H	3.80	5.40	9.70	



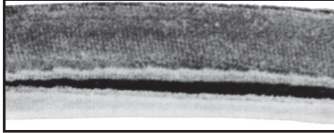
MEGASYNC™ GOLD 2					
Belt Dimensions (mm)		Gold2 5M	Gold2 8M	Gold2 14M	
Pitch	P	5	8	14	
Tooth Height	ht	2.00	3.20	6.00	
Belt Height	H	3.80	5.40	9.70	



MEGASYNC™ TITANIUM					
Belt Dimensions (mm)		TITANIUM 8M	TITANIUM 14M		
Pitch	P	8	14		
Tooth Height	ht	3.20	6.00		
Belt Height	H	5.40	9.70		

V-BELT FAILURE ANALYSIS


Exposure to Oil & Grease



Cause: Belt swelling, exterior softness and bottom envelope seam to open/split.

Remedy: Splash Guards, don't over-lubricate, clean belts/sheaves.


Weathering or "Crazing"



Cause: Belt drive elements, as well as aggravation by small sheaves.

Remedy: Check tension, provide drive protection and replace belt(s).

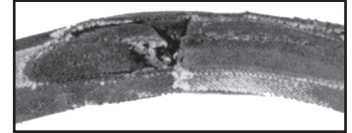
Cut Bottom & Sidewall



Cause: Belt being pried over sheave during installation, as cut above indicates.

Remedy: Use proper length belts and tension properly when installing.

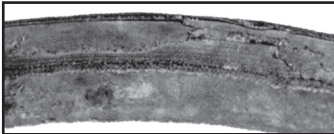
Severe Localized Wear



Cause: Spin burn caused by a frozen or locked drive sheave not able to turn freely.

Remedy: Determine that drive components turn freely and, if necessary, tighten belt.


Rough Sheave Sidewalls



Cause: Constant slippage due to belt being misaligned on worn sheaves.

Remedy: Use correct belt size. Align or replace sheaves.


Broken Belt



Cause: Rough sheaves and dust build-up cause belt failure and severe envelope wear.

Remedy: Shield the drive.


Snub Break



Cause: Cover wear indicates slippage and clean break reveals sudden snap due to non-proper drive tensioning.

Remedy: Maintain proper drive tension.


Abrasion



Cause: Sidewall wear a result of foreign material and rust in sheaves. Belt dropped to bottom of sheave groove.

Remedy: Use Dust guards to prevent abrasion.


Worn Side Pattern



Cause: Worn or misaligned sheaves.

Remedy: Retension drive to stop slipping, realign sheaves (replace if needed), replace belt if incorrect size.


Oil Deterioration



Cause: Rubber softened by excessive oil exposure, causing deterioration.

Remedy: Use splash guards to protect drive against oil contamination.


Cover Fabric Rupture



Cause: Fabric cover ruptured during installation due to belt being pried over belt sheave.

Remedy: Verify proper installation of belts.


Base Cracking



Cause: Insufficient tension. Slippage causes heat build-up and belt degradation.

Remedy: Install new belt with proper installation tension.


Distorted Belt



Cause: Distortion caused by broken cords or adhesion breakdown.

Remedy: Avoid prying on belts. Check sheaves for recommended diameters.

Ply Separation



Cause: Split along pitch line indicating belt ran on too small diameter of sheave.

Remedy: Install a cogged type belt.

Ruptured Belt



Cause: Ruptured cords in the plies, caused by high shock load on foreign object between belt and sheave groove.

Remedy: Check tension and shield the drive from external debris

Slip Burn



Cause: Belt slips under load.

Remedy: Replace belt and tighten drives until slipping stops.

PULLEY INSPECTION

To assure maximum service from a drive, use the Megadyne Sheave Gauge (fig. 1) to inspect sheaves every time a belt is replaced.

- Inspect for burrs or rough spots along the sheave rim.
- Check to make sure side walls are not dished out (Fig. 2). On multiple belt drives, it is essential that all grooves have no wear. Wear on one groove alone will create “differential driving” and is equivalent to running a mis-atched set of belts.
- Check for shiny grooves in pulley. Shiny grooves indicate a worn spot that will wear replacement belt.
- Check the alignment of pulleys and that the shafts are parallel.
- Failure to replace worn sheaves results in poor performance, low efficiency and premature failure of the drive belt.

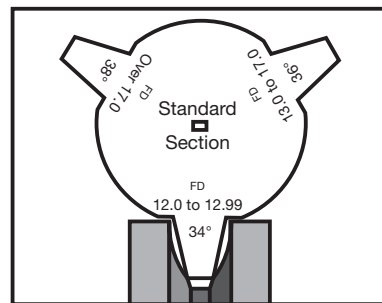


figure 1

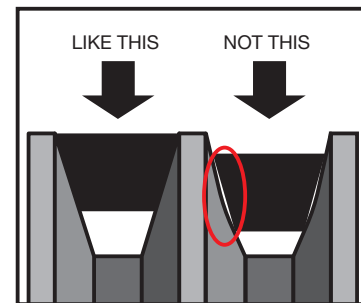



figure 2

Sheave Gauge

Can be used to determine both Sheave and Belt size.
Check for sheave wear to determine when a replacement is necessary.

PART NUMBER: G001

All items subject to minimum order requirements.



V-BELT TENSIONING

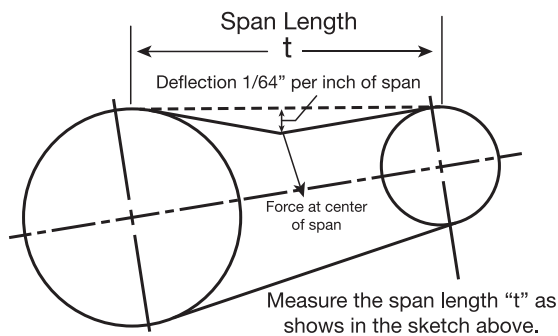
SIMPLIFIED TENSIONING PROCEDURE

V-belt tensioning adjustment can be made using a tension gauge or other type spring scale, using the following procedure.

After seating the belts in the groove and adjusting center distance so as to take up slack in the belts, further increase the tension until only a slight bow on the slack side is apparent while the drive is operating under load.

Stop the drive and, using the gauge, measure the force necessary to depress one of the center belts 1/64-inch for every inch of belt span (see sketch below).

For example, a deflection for a 50-inch belt span is 50/64ths, or 25/32-inch. The amount of force required to deflect the belt should compare with the deflection forces noted in the Standard V-Belt Tensioning Table. Also notice for V-belts the deflection forces vary from the initial "run-in" values, which are greater (reflecting higher run-in tensioning) to the "normal" values for after the run-in period.



**Simplified Tensioning Procedure
V-Belt Deflection Force Table**

Belt Cross Section	Smaller Pulley Diameter Range (inch)		Deflection Force		Weight kg/m	
			Run-In	Normal		
			(lbs.)	(lbs.)	Single	Banded weight per rib
A	3.0	3.6	3.375	2.25	0.13	---
	3.8	4.8	4.25	2.875		
	5.0	7.0	5.125	3.375		
AX	3.0	3.6	4.125	2.75	0.12	---
	3.8	4.8	5	3.25		
	5.0	7.0	6	4		
B	3.4	4.2	4	2.625	0.19	0.27
	4.4	5.2	6	4		
	5.4	9.4	7.125	5.25		
BX	3.4	4.2	5.25	3.5	0.19	---
	4.4	5.2	7.125	4.75		
	5.4	9.4	9	6		
C	7.0	9.0	11.25	7.5	0.33	0.42
	9.5	16.0	15.75	10.5		
CX	7.0	9.0	13.5	9	0.31	---
	9.5	16.0	17.5	11.75		
D	12.0	16.0	24.5	16.5	0.64	---
	18.0	22.0	33	22		
E	21.6	27.0	48	32	0.98	---
3V	3.40	4.20	6	4	0.08	0.12
	4.20	10.6	7	5		
3VX	2.20	3.65	7	5	0.070	0.09
	4.12	10.6	8	6		
5V	7.10	10.9	16	10	0.20	0.30
	11.8	16.0	20	12.5		
5VX	4.40	10.9	18	12	0.18	0.23
	11.8	16.0	22	15		
8V	12.5	17.0	36	22.5	0.59	0.70
	18.0	22.4	40	25		

Note:

For drives with shock loading or other unusual conditions, the tension may have to be increased for proper operation of the drive. If the belt slips, tighten the belt. Utilization of this simplified tensioning procedure may not result in optimum belt life due to the static tension being less accurate than static tension calculated based on the horsepower. When greater accuracy is required on critical drives refer to Megadyne technical manual or contact Application Engineering.


TROUBLESHOOTING V-BELT DRIVES

PROBLEM		Cut through on top (banded belts)	Incorrect length installed (too short)	Incorrect length installed (too long)	Excessive vibration	Broken belts	Loose cover & swell	Hardening & premature cracking	Belt squeal	Belt slippage	Belts turned over in sheave groove	Cover wear	Rapid belt wear	
		POSSIBLE CAUSE												
POSSIBLE CAUSE	Improper v-belt installation	✓			✓	✓	✓	✓	✓	✓	✓	✓	✓	
	Sheave misalignment				✓							✓	✓	
	worn or damaged sheave grooves	✓			✓			✓	✓	✓	✓	✓	✓	
	Wrong belt cross section or type	✓	✓	✓	✓			✓	✓	✓	✓	✓	✓	
	Incorrect belt length		✓	✓				✓	✓	✓		✓	✓	
	Insufficient take-up		✓	✓				✓	✓	✓		✓	✓	
	Sheave diameter too small					✓		✓	✓	✓		✓	✓	
	Rubbing belt guard	✓										✓	✓	
	Overloaded drive					✓		✓	✓	✓		✓	✓	
	Belts improperly stored					✓		✓					✓	
	Replacing one belt vs all belts				✓	✓		✓	✓	✓		✓	✓	
	Broken cords				✓	✓		✓	✓	✓	✓	✓	✓	
	Impluse and/or shock loads					✓			✓	✓		✓	✓	
	Lack of tension							✓	✓	✓	✓	✓	✓	
	Oily drive conditions							✓		✓				
	Insufficient arc of contact							✓	✓	✓		✓	✓	
	Excessive heat							✓	✓	✓		✓	✓	
	Dirty environment											✓	✓	
	Foreign material	✓				✓						✓	✓	
	Uneven tension distribution of multiple v-belts				✓			✓	✓	✓		✓	✓	
	Improper drive design				✓	✓		✓	✓	✓		✓	✓	
	Excessive tension	✓				✓							✓	
	CORRECTIVE ACTION	Check guard clearance	✓										✓	✓
		Correct sheave alignment				✓							✓	✓
		Check, replace sheaves	✓			✓			✓	✓	✓	✓	✓	✓
		Check dimensions, install proper length		✓	✓	✓			✓	✓	✓	✓	✓	✓
		Re-design drive		✓	✓	✓	✓		✓	✓	✓		✓	✓
		Use larger diameter drive					✓		✓	✓	✓		✓	✓
Replace belts (do not pry onto sheave)					✓	✓		✓	✓	✓	✓	✓	✓	
Reduce load						✓			✓	✓		✓	✓	
Replace complete set with same brand					✓	✓		✓	✓	✓		✓	✓	
Replace complete set with new v-belts					✓	✓		✓	✓	✓		✓	✓	
Increase tension								✓	✓	✓	✓	✓	✓	
Use banded v-belts					✓						✓	✓	✓	
Lubricate properly							✓							
Clean sheaves and belt							✓			✓				
Increase arc of contact on motor sheave								✓	✓	✓		✓	✓	
Provide ventilation								✓	✓	✓		✓	✓	
Heavier belt may be required						✓		✓	✓	✓		✓	✓	
Provide protection (use belt guard)		✓				✓						✓	✓	
Install motor soft start						✓		✓	✓	✓		✓	✓	
Reduce tension		✓				✓							✓	
Store properly						✓		✓					✓	

TROUBLESHOOTING SYNCHRONOUS DRIVES

		PROBLEM												
		Excessive drive noise	Excessive wear - pulley teeth	Belt over-riding flanges	Apparent belt elongation	Softening of belt surface	Cracks - top surface of the belt	Tensile member rupture	Laceration of the belt	Failure through traction or laceration of teeth	Abnormal wear - on belt side	Abnormal wear - at tooth root	Abnormal wear - tooth bottom	Abnormal wear - tooth side
POSSIBLE CAUSE	Belt excessively taut													✓
	Excessive Overloading	✓	✓						✓					✓
	Incorrect pullet diameter										✓	✓	✓	✓
	Oscillation of axes and/or bearing										✓			
	Flanges Bent										✓			
	Small pulley diameter below minimum									✓				
	Excessive moisture									✓				
	Driver pulley - less than six teeth in mesh								✓	✓				
	Sub-minimum pulley dimensions	✓							✓					
	Exposure - excessively low temperature							✓						
	Exposure to oil/high temperature					✓								
	Reduction of center distance - bearings not fixed				✓									
	Faulty installation or bent flange			✓										
	Belt excessively taut		✓											
	Pulley material insufficiently hard		✓											
	Pulleys misaligned	✓												
	Excessive installation tension	✓												
	CORRECTIVE ACTION	Reduce center distance	✓	✓										
Use a wider belt			✓					✓						✓
Replace pulley after checking diameter											✓	✓	✓	✓
Correct pulley position + reinforce bearing											✓			
Straighten flanges											✓			
Increase diameter of the pulley										✓				
Eliminate moisture										✓				
Driver pulley - increase teeth in mesh to at least 6									✓					
Increase pulley diameters		✓							✓					
Eliminate low temperature environment								✓						
Eliminate high temperature and oil						✓								
Correct center distance - strengthen bearing axes					✓									
Correct, replace or repair flangs														
Harden pulley surface or use harder material		✓												
Align pulleys properly		✓												

BELT ACCESSORIES



SHEAVE GAUGE

Can be used to determine both Sheave and Belt size. Check for sheave wear to determine when a replacement is necessary.


PART NUMBER: G001



V-BELT DISPLAY

Display up to 60 belts at once. 49 hooks hold up to four belts each. Display height is 30", width 47", 26.25" deep. Includes header sign and bracket accessories for easy set-up.

PART NUMBER: WFD-49



110" BELT MEASURER

Measures all size industrial v-belts up to 110" in ranges of 3/8", 1/2" and 5/8" accurately and efficiently.

PART NUMBER: 32-9108



WARNING: This product can expose you to chemicals including lead, which is known to the State of California to cause cancer or birth defects or other reproductive harm. For more information visit www.P65WARNINGS.ca.gov



TENSION TESTER GAUGE

Assures proper belt tension and installation.

PART NUMBER: TESTER



WARNING: This product can expose you to chemicals including lead, which is known to the State of California to cause cancer or birth defects or other reproductive harm. For more information visit www.P65WARNINGS.ca.gov



DTM-CONNECT TENSION METER

DTM-connect is the acoustic tension meter used for quick and easy measurement of the belt tension, also called strand tension, belt strand force or belt tension force.

Optimal belt tension is necessary to ensure a long service life of the belt and a trouble-free operation of your drive.

The device is fully electronic and equipped with the latest microprocessor technology for simple, high-precision measurements.

It is suitable for all belt types, e.g. V-belts, toothed and power belts or ribbed belts, which are in the measuring frequency range between 10 and 600 Hz. The type, colour and quality of the belt have no influence on the measurement result.

DTM-CONNECT SCOPE OF DELIVERY AND DEVICE DESCRIPTION

- Small sensor head
- Flexible gooseneck
- Stable hard case
- OLED display
- On/Off button
- 3 function keys for menu control
- Connection for charging cable
- USB-C charging cable
- Europlug

DTM-CONNECT FEATURES

- Non-contact, acoustic measurement technology with a highly sensitive sensor for exact belt tension measurement
- Suitable for all belt and tension member types
- Small sensor head on a flexible gooseneck for measurements even in areas difficult to access
- Ergonomic shape for optimal one-hand use
- Integrated, rechargeable lithium polymer battery
- Additional functions via the use of a custom app

AND LIMITED WARRANTY OF SALE

All prices, terms and conditions of sale are subject to change without prior notice. Buyer agrees to all terms and conditions of seller upon the placement of any and all purchase orders.

GENERAL

- All orders are subject to a minimum charge of \$25.00
- All claims must be made within seven (7) days of receipt of merchandise.
- The company reserves the right at all times to reject any and all orders for any reason.

PAYMENT TERMS

- Net 30 days (to approved and qualified accounts)
- We reserve the right to hold shipments against past due accounts.
- Seller may require full or partial payment in advance if, in its sole judgement, the financial condition of the buyer does not justify the terms specified.
- All past due accounts are subject to a late payment charge of 1.5% per month, or maximum allowed by law if different, along with the expenses incidental to collection including reasonable attorney's fees
- Returned checks are subject to a minimum \$50.00 charge.

ACCEPTANCE, ALTERATION AND CANCELLATION OF ORDERS

Orders for other than standard items or standard lengths may not be cancelled after purchase has been committed, production scheduled or any costs incurred.

RETURN OF DEFECTIVE MERCHANDISE

Defective or failed material to be held at the buyer's premises until authorization has been granted by seller to return or dispose of merchandise. Merchandise to be returned for final inspection must be returned Freight Prepaid in the most economical way. Credit will be issued for material found to be defective upon our inspection based on prices at time of purchase.

MERCHANDISE SHIPPED IN ERROR

Buyer must notify seller immediately on any merchandise shipped in error. Upon notification, merchandise is to be returned to seller either via truck on a Freight Collect basis, via carrier of our choice, or via UPS on a Freight Prepaid basis. Buyer will be reimbursed for cost of merchandise, plus any additional freight which may have been incurred due to shipping error.

MERCHANDISE ORDERED IN ERROR

Standard packaged merchandise only may be returned, provided that the merchandise is in the original buyer's possession not more than 30 days. If merchandise is accepted for return, merchandise must be returned Freight Prepaid, and buyer will be charged a minimum of 15% rehandling charge, plus a chargeback for outbound freight charges if the original order was shipped prepaid. Returns are not accepted for any merchandise that is specifically manufactured to meet the buyer's requirement of either specifications or large quantity.

DELIVERY, DAMAGES, SHORTAGES

Delivery to the initial common carrier shall constitute the delivery to the buyer. Our responsibility, insofar as transportation risks are concerned, ceases upon the delivery of the merchandise in good condition to such a carrier, and all the merchandise shall be shipped at the buyer's risk.

GOODS DAMAGED IN SHIPMENT

Upon receipt of shipment, any evidence of damage to original shipping package must be reported by the receiving party and a claim made with the delivering carrier upon receipt of shipment.

CONCEALED DAMAGE

Any evidence of damage to material shipped, upon the opening of the original shipping package, must be reported by the receiving party to and a claim made with the delivering carrier without delay.

LIMITED WARRANTY

The merchandise or products sold or distributed by Megadyne America are warranted to our customers to be free from defects in material and workmanship at the time of shipment by us. All warranty claims shall be made within 90 days after we have shipped the merchandise. Our liability hereunder is limited to the purchase price of any merchandise proved defective, or, at our option, to the replacement of such merchandise upon its authorized return to us.

THIS WARRANTY IS IN LIEU OF AND EXCLUDES ALL OTHER WARRANTIES, EXPRESSED, IMPLIED, STATUTORY, OR OTHERWISE CREATED UNDER APPLICABLE LAW INCLUDING, BUT NOT LIMITED TO, THE WARRANTY OF MERCHANTABILITY AND THE WARRANTY OF FITNESS FOR A PARTICULAR PURPOSE. IN NO EVENT SHALL WE BE LIABLE FOR SPECIAL, INCIDENTAL, OR CONSEQUENTIAL DAMAGES, INCLUDING LOSS OF PROFITS.

Copyright Notice: Megadyne America LLC copyright. All rights reserved. Megadyne is and shall remain the owner of all right on drawings, technical specifications and any other information contained in the present catalog or otherwise communicated by Megadyne America LLC to the customer. The customer shall not disclose such information to third parties or use such information for purposes different from the definition of the order to Megadyne America LLC, unless upon prior written authorization of Megadyne.

See inside cover for all other Trademark information.



Discover Your Local Contact

The local partner of choice
for sustainable power transmission belting solutions
around the globe.



General Contact Information Megadyne

5 Dedrick Place
West Caldwell, NJ 07006
United States

megadynegroup.com
megadynegroup.com/usa/contact-us



Scan the QR code to
find your local contact.

