



**MEGADYNE**



# **POWER TRANSMISSION**

PRODUCT  
GUIDE


AM-EN

# WELCOME TO **MEGADYNE**

Founded in 1957 and based in Mathi (Italy), Megadyne is a global product brand of rubber and urethane drive belts and associated components used in power transmission, product handling and linear positioning applications.






**8**  PRODUCTION SITES IN EUROPE, ASIA AND AMERICA  
**+170**  CUSTOMER SOLUTION CENTERS



Our extensive product portfolio is available globally in over 40 countries and 170 locations to support our OEM and SEM clients' businesses in their sustainability efforts.

After decades of growth, Megadyne continues to excel with a diverse portfolio of comprehensive power transmission and product handling solutions for all industry segments.



## Entrepreneurship

We empower our teams to think like entrepreneurs, making intelligent and informed decisions.

## People Focus

We care for our highly skilled employees, who cooperate in a diverse and inclusive environment as One AMMEGA Team. Our employees work collaboratively to foster productivity and continuous progress.

## Customer Centricity

We are committed to the success of our customers, value their feedback, and craft solutions that fit their needs. Our goal is to build sustainable relationships.

## Responsibility

We are part of a larger business community that we can help improve by working responsibly, by maintaining and increasing transparency, and by acting ethically and with integrity as good corporate citizens at all times.

## Agility

The industry is driven by speed, our always-fast responsiveness and fast decision-making are a must in all our business areas.



# Welcome to Megadyne **Power Transmission Solutions**

Megadyne supplies complete and innovative solutions for a broad range of applications and industries such as **material handling, elevators, machine tools, food industry equipment, packaging, fitness, wood, marble, and ceramics...** just to name a few of the many industrial markets where you'll find the Megadyne name.

## PARTNER PORTAL

Discover our e-commerce area reserved for our distribution partners.

**1.** Search for information and download technical manuals

**2.** Check product availability and price

**3.** Request a quote

**4.** Place your order

**5.** Track shipment

**6.** Review order details and history

**7.** Update account information



USA  
Partner Portal



CANADA  
Partner Portal

## MAIN BENEFITS



### Available 24/7

Place your order or submit an inquiry anytime, anywhere, any device.



### Real time data

Access to current stock availability, pricing and delivery.



### Reduce errors and save time

Eliminate time consuming manual activities to place your order.



### Easily track order status and history

All order details are available at your fingertips - access current order details, order history and general account information.



### Access relevant product information

Discover new products, download product brochures and access additional product detail information.



NOT A CUSTOMER YET?  
**CONTACT US!**





**Discover our online tool for drive design assistance.**

## Megadyne Product Selection Pro

Megadyne Product Selection Pro is an **online drive design program for rubber synchronous and v-belt power transmission drives**. It performs design and analysis of two pulley (driver/driven) belt drives.

### FEATURES:

- 1. New Drive Design** – design two-pulley drives for rubber synchronous and v-belt using readily available drive components
- 2. Existing Drive Analysis** – Analyze existing drives to troubleshoot drive problems and/or identify whether a drive was properly engineered from the start
- 3. Energy Savings Calculator** – Shows the economic impact of upgrading from wrapped v-belts to raw edge cog v-belts or gaining maximum efficiency with a complete change to a non-slip synchronous drive system. The program calculates:
  - Annual Energy Cost
  - Annual Energy Savings
  - Payback in months
- 4. Tension Calculator For Existing Drives** - For existing drives, users can calculate the correct tension for their existing synchronous and v-belt drives before performing tensioning maintenance.
- 5. Drive designs can be saved, archived and emailed as a .pdf**

Register for this **FREE** software:



<http://megadyne.productselectionpro.com/>

# TABLE OF CONTENTS

Industries Served .....	6
Drive Belt Nomenclature .....	7
V-Belt .....	7
Synchronous .....	8
Tooth Profile Dimensions .....	9

## SYNCHRONOUS BELTS

<b>MEGASYNC™</b>		
Titanium - Ultra High Torque .....	TTM5, TTM8, TTM14 .....	13
Gold2 - Super High Torque .....	GLD2 5M, GLD2 8M, GLD2 14M .....	15
Silver3 - Extra High Torque .....	SLV3 5M, SLV3 8M, SLV3 14M .....	17
RPP® - High Torque .....	RPP3, RPP5, RPP8, RPP14 .....	19
RPP® Dual Sided .....	DRPP5, DRPP8, DRPP14 .....	23
Standard Timing (Imperial) .....	MXL, XL, L, H, XH, XXH .....	25
Dual Sided Standard (Imperial) .....	DXL, DL, DH .....	28
Open End Synchronous – Single Sided Timing Belt .....	LMXL, LXL, LL, LH, LXH, LRPP3, LRPP5, LRPP5MS, LRPP8, LSLV3 3M, LSLV3 5M, LSLV3 8M, LSLV3 14M, LTTM 8M, LTTM 14M .....	30
Dual Sided Open End Standard Timing .....	DLL, DLH .....	31
Megapaint Silicone-Free .....	8MPNT, 14MPNT .....	32
Open-End RPP®-Steel .....	LRPP8S, LRPP14S .....	34
Special Construction .....		35
Special Widths and Custom Branding .....		35
Made To Order Special Products .....		36
Roller Mill Belts .....	Synchronous + Multi-Rib & Dual Sided + Multi-Rib .....	37
Megapower - Molded Endless Polyurethane .....	MXL, XL, L, H, T2, T2.5 .....	39
Megapower2 - Molded Endless Polyurethane .....	T5, T5DL, T10, T10DL, AT5, AT10 .....	40
Megapower - Food Contact .....	L, H, T5, T5DD, T10, T10DD, AT10 .....	44

## V-BELTS

Fractional Horse Power (FHP) .....	3L .....	46
Unimatch® Classical Multi-Plus .....	A (4L), B (5L), C, D, E .....	47
Dynamic-X Cogged Classical .....	AX, BX, CX .....	52
Unimatch® Deep Wedge .....	3V, 5V, 8V .....	55
Dynamic-X Cogged Deep Wedge .....	3VX, 5VX .....	57
Unimatch® Metric .....	SPZ, SPA, SPB, SPC .....	59
Dynamic-X Cogged Metric .....	XPZ, XPA, XPB, XPC .....	63
Accu-Link® .....	3L, A, B, C, CC .....	66
Double-V Hexagonal Classical .....	AA, BB, CC .....	67
Double-V Hexagonal Classical for Poultry Industry .....	AA, BB .....	69
Neoflex 60° Wide Angle Rubber V-Belt .....	7M .....	70
MXV Super Duty - Clutching Fabric w/Aramid Cord .....	MXV3, MXV4, MXV5 .....	71

## BANDED V-BELTS

UniMatch® Banded Classical .....	RB, RC, RD .....	75
UniMatch® Banded Deep Wedge .....	R3V, R5V, R8V .....	77
UniMatch® Banded Cogged Raw Edge Deep Wedge .....	R3VX, R5VX .....	79

## MULTI-RIB V-BELTS

Multi-Rib (rubber) .....	J, L, M .....	81
Megarib (polyurethane) .....	PH, PJ, TB2 .....	83
RollPower™ .....	ELRPW - Elastic PV belt for powered roller conveyors .....	85

## VARIABLE SPEED

Variable Speed - North American .....	ARPM Standard Sizes .....	88
Metric ISO .....	R1604 Standard .....	92
European Metric .....		93
Variable Speed for Eurodrive Units .....		92
Asymmetrical for Schlafhorst Open End Spinning Machines .....		93

## PULLEYS & BUSHINGS

Pulleys & Bushings .....		94
Light & Heavy Duty, Variable Pitch, AL (Blower), QD, Synchronous, Made-To-Order .....		95

## BELT ACCESSORIES

Sheave Gauge .....		96
V-Belt Measurer .....		96
Tension Tester Gauge .....		96
Electronic Tension Meter .....	DTM Connect .....	96

## SKIRTBOARD RUBBER

SBR Skirtboard Rubber .....	6340 Beveled Edge .....	97
SBR Skirtboard Rubber .....	6341 Square Edge .....	98

Terms, Conditions and Limited Warranty of Sale .....		99
Notes .....		100


# SUSTAINABLE PARTNER

## MANUFACTURING & MODIFICATION

Megadyne has grown both organically and through various acquisitions, to create a strong portfolio offering power transmission belts, specialty belts, pulleys and state-of-the-art fabrication facilities.

Megadyne is recognized as a leader in materials and product development; where innovative ideas coupled with leading edge manufacturing processes solve belting challenges in power transmission, product handling and linear positioning/lifting across a broad number of industries and applications.

With manufacturing, distribution and fabrication capabilities in Europe, America and Asia, Megadyne is well positioned to be your partner in design, where tomorrow's solutions can be delivered today.



## ...MAKE US YOUR PREFERRED PARTNER IN DRIVE DESIGN.

The following trademarks have been registered in the United States Patent and Trademark Office by their owners:

Accu-Link® and UniMatch® are registered trademarks of Jason Industrial (Megadyne Group)

RPP® is a registered trademark of the Timken company (formerly Carlisle)

Poly Chain®, PCGT®, HTD Profile®, PowerGrip® and GT® are registered trademarks of the Gates Corporation

Kevlar® is a registered trademark of DuPont

Flexonic® is a registered trademark of Hutchinson



WARNING: This catalog contains products that can expose you to chemicals including carbon black, DINP, and/or lead which is known in the state of California to cause cancer, birth defects or other reproductive harm. For more information visit [www.P65WARNINGS.ca.gov](http://www.P65WARNINGS.ca.gov)



# MEGADYNE



Megadyne offers a complete line of Power Transmission Belts used in a wide variety of industries and applications ranging from small appliances to large industrial equipment.

Regardless of your power transmission needs, we have a product in our comprehensive range of belting that will suit your needs.

## WE MAKE YOUR BUSINESS MOVE



**ENERGY**



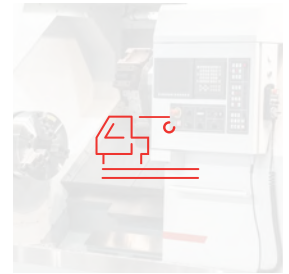
**LAWN & GARDEN**



**AGRICULTURE**



**AUTOMOTIVE  
& TIRE**



**MACHINE TOOLS**



**MATERIAL  
HANDLING**




**CERAMIC, GLASS,  
BRICK & STONE**



**COMMERCIAL  
APPLIANCES  
& EQUIPMENT**



**PACKAGING**



**PAPER & PRINT**



**CONSTRUCTION &  
HEAVY INDUSTRY**




**FITNESS**



**ROBOTICS  
& AUTOMATION**



**WOOD**



**IS YOUR INDUSTRY  
NOT LISTED?**

**LET'S CHAT ABOUT  
HOW OUR CUSTOM  
SOLUTIONS CAN  
HELP!**



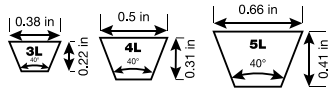

# DRIVE BELT NOMENCLATURE

## V-BELTS



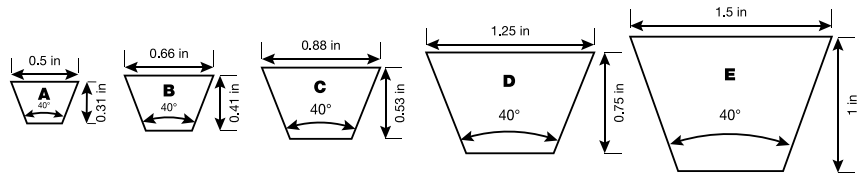
### LIGHT DUTY

Fractional HP (FHP) - Suitable for light duty applications normally using fractional horsepower motors



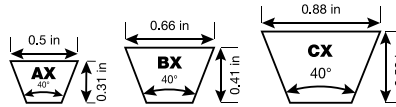

### CLASSICAL HEAVY DUTY

Multi-Plus® - UniMatch®  
Wide range of sizes



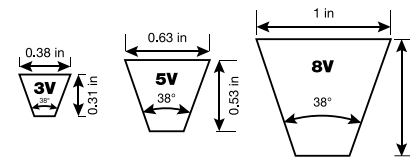
### MOLDED COGGED

Cogs allow use of smaller diameter pulleys and provide heat dissipation. Raw Edge Sidewalls (no fabric cover) prevent slippage.



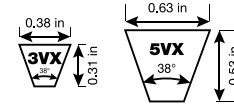
### WEDGE

Narrower, deeper profile with higher power capability than classical v-belt. Allows for smaller, more compact drives.



### WEDGE COGGED

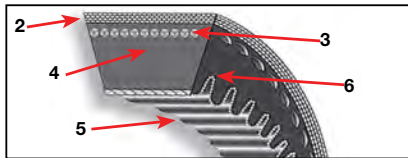
Same properties of Wedge. Cogged for greater flexibility and heat dissipation. Raw Edge Sidewalls (no fabric cover) prevent slippage.



### WRAPPED V-BELT



### RAW EDGE V-BELT



### BELT CONSTRUCTION

- 1. Rubberized Fabric Cover** Cover envelops entire belt and protects the belt core
- 2. Top Fabric** Provides heat & oil resistance
- 3. Load Carrying Section** Cords/Tensile members give ability to transmit power and ensure uniform load distribution
- 4. Compression Section** Elastomer resists compression fatigue and dissipates internal heat build-up. Provides firm lateral pressure against sheave sidewall and distributes the load to the cords.
- 5. Precision Molded Cogs** Provides additional flexibility, allows for use of smaller sheave diameters, aids in heat dissipation.
- 6. Raw Edge Sidewalls** Exposed rubber sidewalls (no fabric covering) provide greater grip for reduced slippage.

V-BELT TYPE	IDENTIFIED BY	PART NUMBER EXAMPLE	APPROXIMATE OUTSIDE LENGTH
Fractional HP (FHP)	Effective Length	4L500 =	50"
Classical Multi-Plus	Standard Length Designation	A48 =	
Fractional HP	Effective Length	5L500 =	
Classical Multi-Plus	Standard Length Designation	B47 =	
Classical Cogged	Standard Length Designation	AX48 =	
Narrow Deep Wedge	Effective Length	5V500 =	
Narrow Deep Wedge Cogged	Effective Length	5VX500 =	

Note: All belt size dimensions in this publication are nominal.

NOTE: Length information values in the above table are approximate. Industry standards require that to accurately measure a belt, it must be installed on a fixture with two pulleys of prescribed dimension and tensioned to a specific value. Accurate values cannot be measured by hand on a free length of belt.

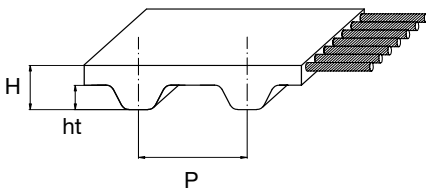


# DRIVE BELT NOMENCLATURE

## SYNCHRONOUS BELTS

The terms synchronous belt and timing belt are used interchangeably in the power transmission industry.

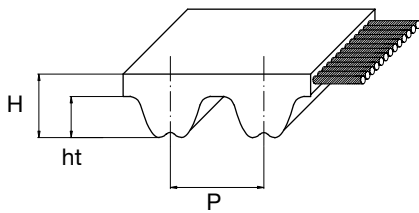
Technically speaking, "timing belt" refers to the trapezoidal tooth standard timing belt. Standard timing belts represent the original, older tooth profile technology. Newer, improved tooth profiles (curvilinear and parabolic) combined with upgraded tensile members (cord) and compounds exceed the performance of standard timing belts. This allows much higher horsepower and torque to be transmitted, often in a smaller, more compact, overall drive space. This allows the use of a narrower belt width, which saves space and can reduce the overhung load on shafts and bearings. Even though the newer curvilinear and parabolic tooth profiles are preferred for higher horsepower/ torque applications, trapezoidal belts are still widely used in drives where precise registration is required.



### STANDARD TIMING BELTS - TRAPEZOIDAL TOOTH PROFILE

Belt Type/Pitch Code	Service Duty	Tooth Pitch (inch)	Pitch length Designation
MXL	mini-extra light	2/25	0.080
XL	extra light	1/5	0.200
L	light	3/8	0.375
H	heavy	1/2	0.500
XH	extra heavy	7/8	0.875
XXH	extra extra heavy	1-1/4	1.250

Standard timing belts are specified by belt length in inches times 10, (except MXL - see above) belt pitch code and a three-digit belt width code, which is the decimal inch-width multiplied by 100



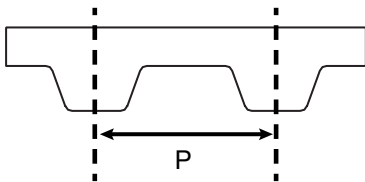
### METRIC SYNCHRONOUS BELTS - CURVILINEAR PARABOLIC

Belt Type	Power Rating	Tooth Profile	Pitch Codes/Tooth Pitch (mm)				Anti-Static Properties
RPP®	high torque	parabolic	3M	5M	8M	14M	-
MEGASYNC™ Silver3	extra high torque		-	5MS	8MS	14MS	*yes
MEGASYNC™ Gold2	super high torque		-	**5MG	8MG	14MG	*yes
MEGASYNC™ Titanium	ultra high torque		-	-	TTM8	TTM14	*yes

\* Conforms to ISO 9563 standard for anti-static properties

\*\* RPP Gold2 in 5 mm pitch (5MG) is available upon request

All dimensions of Metric Synchronous belts are expressed in millimeters (pitch length, tooth pitch, width)



**Synchronous/Timing belts are identified by their tooth profile and tooth pitch.**

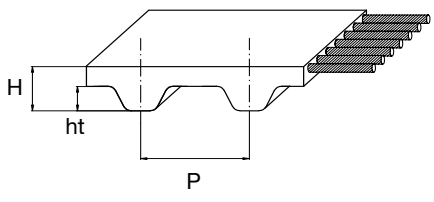
**Tooth pitch (P) is the distance between the center of two adjacent belt teeth when tensioned properly.**

*Note: All belt size dimensions in this publication are nominal.*



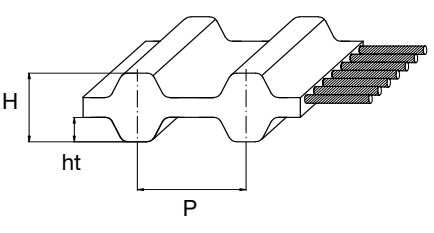
# SYNCHRONOUS BELT

## TOOTH PROFILE DIMENSIONS



### IMPERIAL/STANDARD (TRAPEZOIDAL)

Belt Dimensions (inch)		MXL	XL	L	H	XH	XXH
			1/5	3/8	1/2	7/8	1-1/4
Pitch	P	0.080	0.200	0.375	0.500	0.875	1.250
Tooth Height	ht	0.020	0.050	0.075	0.090	0.250	0.375
Belt Height	H	0.045	0.094	0.140	0.173	0.448	0.600



### IMPERIAL/STANDARD - DUAL SIDED (TRAPEZOIDAL)

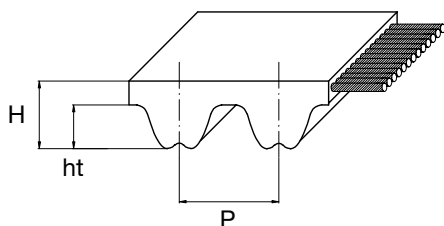
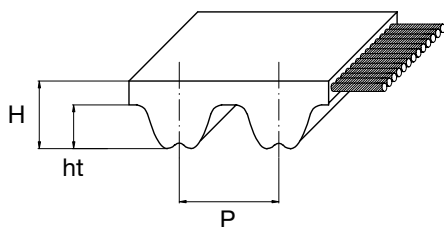
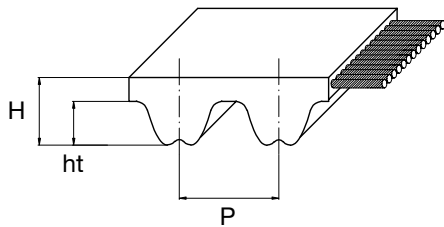
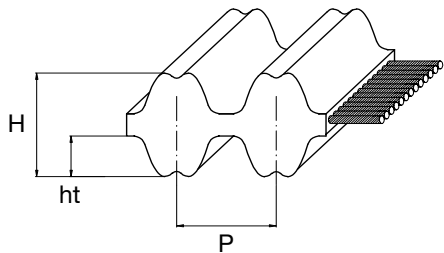
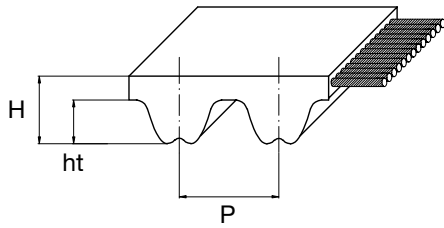
Belt Dimensions (inch)		Double Sided		
		DXL	DL	DH
Pitch	P	0.200	0.375	0.500
Tooth Height	ht	0.050	0.075	0.090
Belt Height	H	0.120	0.180	0.232

*Note: All belt size dimensions in this publication are nominal.*



# SYNCHRONOUS BELT

## TOOTH PROFILE DIMENSIONS - PARABOLIC



### RPP

Belt Dimensions (mm)		RPP3	RPP5	RPP8	RPP14
Pitch	P	3	5	8	14
Tooth Height	ht	1.15	2.00	3.20	6.00
Belt Height	H	2.40	3.80	5.40	9.70

### RPP - DUAL SIDED

#### Double Sided

Belt Dimensions (mm)		RPP5	RPP8	RPP14
Pitch	P	5	8	14
Tooth Height	ht	2.00	3.20	6.00
Belt Height	H	5.20	7.80	13.70

### MEGASYNC™ SILVER 3

Belt Dimensions (mm)		Silver3 5M	Silver3 8M	Silver3 14M
Pitch	P	5	8	14
Tooth Height	ht	2.00	3.20	6.00
Belt Height	H	3.80	5.40	9.70

### MEGASYNC™ GOLD 2

Belt Dimensions (mm)		Gold2 5M	Gold2 8M	Gold2 14M
Pitch	P	5	8	14
Tooth Height	ht	2.00	3.20	6.00
Belt Height	H	3.80	5.40	9.70

### MEGASYNC™ TITANIUM

Belt Dimensions (mm)		TITANIUM 8M	TITANIUM 14M
Pitch	P	8	14
Tooth Height	ht	3.20	6.00
Belt Height	H	5.40	9.70

Note: All belt size dimensions in this publication are nominal.

POWER TRANSMISSION



# PERFORMANCE

## MEGADYNE MEGASYNC


HIGHER PERFORMANCE BELT = NARROWER DRIVE

**RPP**

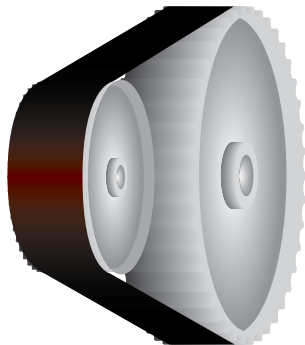
**Silver3**

**Gold2**

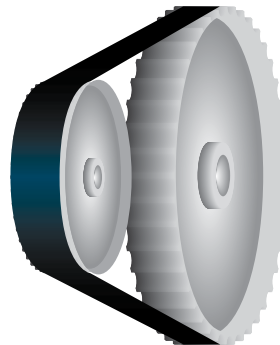
**Titanium**



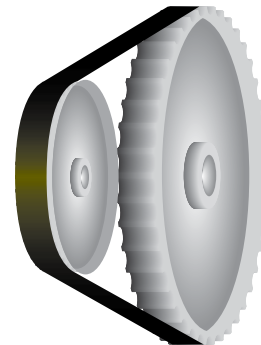
**HIGH-TORQUE**



**EXTRA HIGH-TORQUE**



**SUPER HIGH-TORQUE**



**ULTRA HIGH-TORQUE**

Drives pictured above are for demonstration purposes only. From left to right, MEGADYNE MEGASYNC™ RPP to Titanium conveys a reduction in total drive cost: belts, sprockets, weight and bearing hub load, plus more efficiency, lower noise and less energy consumption.

### COMPARISON INDEX

ANTISTATIC per ISO 9563

**MEGADYNE MEGASYNC Titanium**  
ELITE PERFORMANCE

ANTISTATIC per ISO 9563

**MEGADYNE MEGASYNC Gold2**  
SUPERIOR PERFORMANCE

ANTISTATIC per ISO 9563

**MEGADYNE MEGASYNC Silver3**  
OPTIMAL PERFORMANCE

**MEGADYNE MEGASYNC**  
STANDARD PERFORMANCE

This image illustrates a power comparison of belts that are equal width. MEGADYNE MEGASYNC™ Titanium belts are up to 6x the rated horse power capacity of standard RPP belts. The above examples are for illustrative purposes only.



# SYNCHRONOUS BELTS

# MEGASYNC™ TITANIUM

## ULTRA HIGH-TORQUE RPC PARABOLIC TOOTH PROFILE

**MEGADYNE MEGASYNC**  **Titanium**

Megadyne introduces one of the highest power density synchronous power transmission belts on the market! The next generation of synchronous belts surpassing the Platinum and other premium belt drives on the market today. When you want to replace chains, gears or you need to provide a superior belt drive solution - you need MEGADYNE MEGASYNC™ Titanium. With an enhanced design and innovative materials, Titanium has all the features and performance to make it the ideal belting solution in the most demanding applications.

### PERFORMANCE

The RPC profile achieves a high-power capacity drive with excellent dimensional stability and a fully-functional interchange with all of the most common existing deep pulley tooth profile systems, including HTD, RPP, PGGT & PCGT profiles.



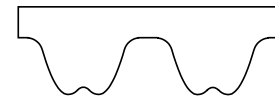
**ANTISTATIC, ACCORDING TO ISO 9563**

### PART NOMENCLATURE

#### 3500TTM14M65

- 3500** = Pitch length (mm)
- TTM** = Titanium
- 14M** = Tooth pitch (14mm)
- 65** = Belt width (mm)

### TITANIUM



The MEGASYNC™ Titanium belt is made with the most innovative materials of the highest quality. The extensive development and tests performed have resulted in a synchronous belt that has:

- 1. COMPOUND**  
HNBR rubber
- 2. CORD**  
100% carbon fiber
- 3. TOOTH FACING**  
High performance fabric with special anti-friction treatment
- 4. TOOTH PROFILE**  
RPC

### FEATURES & BENEFITS

- Tooth Pitch Codes: TTM8 and TTM14
- Compound: HNBR rubber
- Cord: 100% Carbon Fiber
- Tooth Facing: High performance fabric with special anti-friction treatment
- Operating Temperatures: -40 °F up to +248 °F (Max peak: +284 °F)
- Antistatic, according to ISO 9563
- Open end Titanium available made to order in 8M & 14M
- Available made to order in 5M
- Special Widths: Can be supplied in non-standard widths - available upon request
- Available in Megapaint Silicone-Free Packaging in 8M & 14M pitch, non-stock, made-to-order

### TECHNICAL INFO

- Applications: Drives requiring maximum efficiency, synchronous operation and the highest power capacity. General industry, conveyors, industrial equipment, machine tools, hand power tools, etc.
- Engineering Standards: Conforms to ARPM IP-27 and ISO 13050 standard tolerances
- Recommended Pulleys: Use pulleys made to ARPM or ISO 13050 standards



**WARNING:** This product can expose you to chemicals including carbon black, which is known to the State of California to cause cancer or birth defects or other reproductive harm. For more information visit [www.P65WARNINGS.ca.gov](http://www.P65WARNINGS.ca.gov)



# MEGASYNC™ TITANIUM

## ULTRA HIGH-TORQUE RPC PARABOLIC TOOTH PROFILE

ANTISTATIC,  
ACCORDING  
TO ISO 9563



Pitch Code	Tooth Pitch (mm)	Standard Widths/Width Codes (mm)									Pitch Lengths (mm)
		12	20	21	36	37	62	68	90	125	
<b>TTM5</b>	5	available upon request - made to order									180 thru 2525
<b>TTM8</b>	8	12	-	21	36	-	62	-	-	-	248 thru 4400
<b>TTM14</b>	14	-	20	-	-	37	-	68	90	125	994 thru 4956

**Standard widths shown. Can be cut to non-standard widths.**

TITANIUM - 8M		
Belt Type	Pitch Length (mm)	Number of Teeth
248 TTM8	248	31
288 TTM8	288	36
352 TTM8	352	44
416 TTM8	416	52
456 TTM8	456	57
480 TTM8	480	60
544 TTM8	544	68
560 TTM8	560	70
600 TTM8	600	75
608 TTM8	608	76
640 TTM8	640	80
720 TTM8	720	90
800 TTM8	800	100
840 TTM8	840	105
880 TTM8	880	110
896 TTM8	896	112
920 TTM8	920	115
960 TTM8	960	120
<b>976 TTM8</b>	976	122
1000 TTM8	1000	125
1040 TTM8	1040	130
<b>1064 TTM8</b>	1064	133
1080 TTM8	1080	135
1120 TTM8	1120	140
1160 TTM8	1160	145
1200 TTM8	1200	150

TITANIUM - 8M		
Belt Type	Pitch Length (mm)	Number of Teeth
1224 TTM8	1224	153
1280 TTM8	1280	160
1440 TTM8	1440	180
1464 TTM8	1464	183
<b>1512 TTM8</b>	1512	189
<b>1584 TTM8</b>	1584	198
1600 TTM8	1600	200
1760 TTM8	1760	220
1792 TTM8	1792	224
1800 TTM8	1800	225
2000 TTM8	2000	250
2200 TTM8	2200	275
2240 TTM8	2240	280
2400 TTM8	2400	300
2520 TTM8	2520	315
2600 TTM8	2600	325
2800 TTM8	2800	350
2840 TTM8	2840	355
3048 TTM8	3048	381
3200 TTM8	3200	400
3280 TTM8	3280	410
3600 TTM8	3600	450
4000 TTM8	4000	500
4400 TTM8	4400	550

TITANIUM - 14M		
Belt Type	Pitch Length (mm)	Number of Teeth
994 TTM14	994	71
1092 TTM14	1092	78
1120 TTM14	1120	80
1190 TTM14	1190	85
1260 TTM14	1260	90
1288 TTM14	1288	92
1400 TTM14	1400	100
1512 TTM14	1512	108
1568 TTM14	1568	112
1610 TTM14	1610	115
1750 TTM14	1750	125
1778 TTM14	1778	127
1890 TTM14	1890	135
1960 TTM14	1960	140
2100 TTM14	2100	150
2240 TTM14	2240	160
2310 TTM14	2310	165
2380 TTM14	2380	170
2450 TTM14	2450	175
2520 TTM14	2520	180
2590 TTM14	2590	185
2660 TTM14	2660	190
2800 TTM14	2800	200
3136 TTM14	3136	224
3150 TTM14	3150	225
3304 TTM14	3304	236
3360 TTM14	3360	240
3500 TTM14	3500	250
3850 TTM14	3850	275
3920 TTM14	3920	280
4326 TTM14	4326	309
4410 TTM14	4410	315
4956 TTM14	4956	354

### AVAILABLE SIZES

Additional lengths may be available. Contact Megadyne for sizes not listed.

**NEW SIZES LISTED IN RED**



**WARNING:** This product can expose you to chemicals including carbon black, which is known to the State of California to cause cancer or birth defects or other reproductive harm. For more information visit [www.P65WARNINGS.ca.gov](http://www.P65WARNINGS.ca.gov)

POWER TRANSMISSION

SYNCHRONOUS BELTS

# MEGASYNC™ GOLD2

## SUPER HIGH-TORQUE RPC PARABOLIC TOOTH PROFILE



MEGASYNC™ Gold2 has been developed to provide a more powerful version of RPP and Silver belts. It is suitable for a very wide range of applications in power transmission. This type of belt combines the advantages of gears and roller chain drives, minimizing the drawbacks of both.

Gold2 belts feature the RPC profile, designed also to be interchangeable with existing deep groove profiles and to run on pulleys according to ISO 13050.



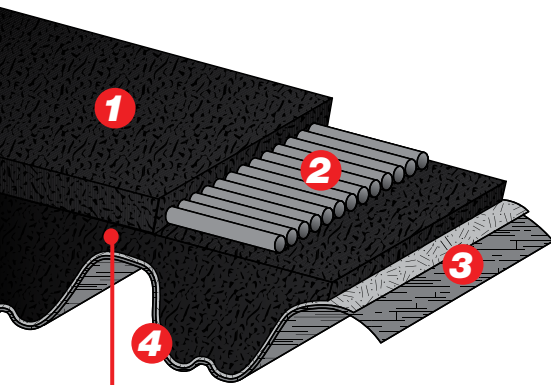
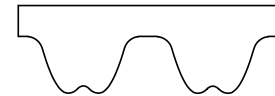
**ANTISTATIC, ACCORDING TO ISO 9563**

### PART NOMENCLATURE

#### 1800GLD2-8M50

- 1800** = Pitch length (mm)
- GLD2** = Gold2
- 8M** = Tooth pitch (8mm)
- 50** = Belt width (mm)

### GOLD2



The MEGASYNC™ Gold2 belt is made with premium materials. The extensive development and tests performed have resulted in a synchronous belt that has:

- 1. COMPOUND**  
High-performance NBR
- 2. CORD**  
High-performance Fiberglass
- 3. TOOTH FACING**  
Dual layer nylon (for 14M) and single layer nylon (for 8M): self-lubricating, low friction, extended life
- 4. TOOTH PROFILE**  
RPC

### FEATURES & BENEFITS

- Tooth Pitch Code: GLD2 5M, GLD2 8M and GLD2 14M
- RPC tooth profile, known for its low-noise characteristics
- Cord: Higher power capacity Fiberglass Cords with excellent dimensional stability
- Compound: high-performance compound gives oil and heat resistance
- Tooth Cover: impregnated fabric coated with a film provides low friction and durability
- Antistatic properties: conforms to ISO 9563 (BS 2050) standard
- Operating temperatures: -13 °F up to +212°F
- Special Widths: Can be supplied in non-standard widths - available upon request
- Also available made to order in dual-sided and open end 8M & 14M
- Available in Megapaint Silicone-Free Packaging in 8M & 14M pitch, non-stock, made-to-order

### TECHNICAL INFO

- Application: Where increased efficiency or synchronous operation and higher power capacity than RPP® Silver3 is required. General industry, conveyors, industrial equipment, machine and hand power tools, etc.
- Engineering Standards: Conforms to ARPM IP-27 and ISO 13050 standards
- Recommended Pulleys: Use pulleys made to ARPM or ISO 13050 standards





ANTISTATIC,  
ACCORDING  
TO ISO 9563



### RPP GOLD2 - 5M

Contact Megadyne for this  
high performance 5mm pitch

# MEGASYNC™ GOLD2

## SUPER HIGH-TORQUE RPC PARABOLIC TOOTH PROFILE

Pitch Code	Tooth Pitch (mm)	Standard Widths/Width Codes (mm)								Pitch Lengths (mm)
		20	30	40	50	55	85	115	170	
<b>GLD2 5M</b>	5	available upon request - made to order								180 thru 2525
<b>GLD2 8M</b>	8	20	30	-	50	-	85	-	-	248 thru 4400
<b>GLD2 14M</b>	14	-	-	40	-	55	85	115	170	966 thru 4956

Standard widths shown. Can be cut to non-standard widths.

### RPP GOLD2 - 8M

Belt Type	Pitch Length (mm)	Number of Teeth
248 GLD2 8M	248	31
288 GLD2 8M	288	36
320 GLD2 8M	320	40
352 GLD2 8M	352	44
360 GLD2 8M	360	45
376 GLD2 8M	376	47
384 GLD2 8M	384	48
408 GLD2 8M	408	51
416 GLD2 8M	416	52
424 GLD2 8M	424	53
456 GLD2 8M	456	57
480 GLD2 8M	480	60
536 GLD2 8M	536	67
544 GLD2 8M	544	68
560 GLD2 8M	560	70
600 GLD2 8M	600	75
608 GLD2 8M	608	76
632 GLD2 8M	632	79
640 GLD2 8M	640	80
680 GLD2 8M	680	85
720 GLD2 8M	720	90
760 GLD2 8M	760	95
800 GLD2 8M	800	100
840 GLD2 8M	840	105
880 GLD2 8M	880	110
896 GLD2 8M	896	112
920 GLD2 8M	920	115
960 GLD2 8M	960	120
<b>976 GLD2 8M</b>	976	122
1000 GLD2 8M	1000	125
1040 GLD2 8M	1040	130
<b>1064 GLD2 8M</b>	1064	133
1080 GLD2 8M	1080	135

### RPP GOLD2 - 8M

Belt Type	Pitch Length (mm)	Number of Teeth
1120 GLD2 8M	1120	140
1160 GLD2 8M	1160	145
1200 GLD2 8M	1200	150
1224 GLD2 8M	1224	153
1280 GLD2 8M	1280	160
1352 GLD2 8M	1352	169
1424 GLD2 8M	1424	178
1440 GLD2 8M	1440	180
1464 GLD2 8M	1464	183
<b>1512 GLD2 8M</b>	1512	189
<b>1584 GLD2 8M</b>	1584	198
1600 GLD2 8M	1600	200
1680 GLD2 8M	1680	210
1760 GLD2 8M	1760	220
1792 GLD2 8M	1792	224
1800 GLD2 8M	1800	225
1904 GLD2 8M	1904	238
2000 GLD2 8M	2000	250
2200 GLD2 8M	2200	275
2240 GLD2 8M	2240	280
2272 GLD2 8M	2272	284
2400 GLD2 8M	2400	300
2520 GLD2 8M	2520	315
2600 GLD2 8M	2600	325
2800 GLD2 8M	2800	350
2840 GLD2 8M	2840	355
3048 GLD2 8M	3048	381
3200 GLD2 8M	3200	400
3280 GLD2 8M	3280	410
3600 GLD2 8M	3600	450
4000 GLD2 8M	4000	500
4400 GLD2 8M	4400	550

### RPP GOLD - 14M

Belt Type	Pitch Length (mm)	Number of Teeth
966 GLD2 14M	966	69
994 GLD2 14M	994	71
1092 GLD2 14M	1092	78
1106 GLD2 14M	1106	79
1120 GLD2 14M	1120	80
1190 GLD2 14M	1190	85
1260 GLD2 14M	1260	90
1288 GLD2 14M	1288	92
1344 GLD2 14M	1344	96
1400 GLD2 14M	1400	100
1442 GLD2 14M	1442	103
1512 GLD2 14M	1512	108
1568 GLD2 14M	1568	112
1610 GLD2 14M	1610	115
1750 GLD2 14M	1750	125
1764 GLD2 14M	1764	126
1778 GLD2 14M	1778	127
1848 GLD2 14M	1848	132
1890 GLD2 14M	1890	135
1904 GLD2 14M	1904	136
1960 GLD2 14M	1960	140
2100 GLD2 14M	2100	150
2240 GLD2 14M	2240	160
2310 GLD2 14M	2310	165
2380 GLD2 14M	2380	170
2450 GLD2 14M	2450	175
2520 GLD2 14M	2520	180
2590 GLD2 14M	2590	185
2660 GLD2 14M	2660	190
2800 GLD2 14M	2800	200
2968 GLD2 14M	2968	212
3136 GLD2 14M	3136	224

### RPP GOLD - 14M

Belt Type	Pitch Length (mm)	Number of Teeth
3150 GLD2 14M	3150	225
3304 GLD2 14M	3304	236
3360 GLD2 14M	3360	240
3500 GLD2 14M	3500	250
3850 GLD2 14M	3850	275
3920 GLD2 14M	3920	280
4326 GLD2 14M	4326	309
4410 GLD2 14M	4410	315
4578 GLD2 14M	4578	327
4956 GLD2 14M	4956	354

### AVAILABLE SIZES

Additional lengths may be available. Contact Megadyne for sizes not listed.

### NEW SIZES LISTED IN RED



**WARNING:** This product can expose you to chemicals including carbon black, which is known to the State of California to cause cancer or birth defects or other reproductive harm. For more information visit [www.P65WARNINGS.ca.gov](http://www.P65WARNINGS.ca.gov)

# MEGASYNC™ SILVER3

EXTRA HIGH-TORQUE  
RPC PARABOLIC TOOTH PROFILE

**MEGADYNE MEGASYNC**  **Silver3**

MEGASYNC™ Silver3 offers a higher power rating up to +20% over the former Silver and Silver2 belt range and a wealth of improved properties at the same price. With the RPC tooth profile, the new Silver3 gives full functional interchangeability with other deep profile systems. The existing RPP or Silver and Silver2 systems can be upgraded without replacing the pulleys. In addition, due to improved performance, the more compact dimension optimizes space utilization and cost for all new drive systems.



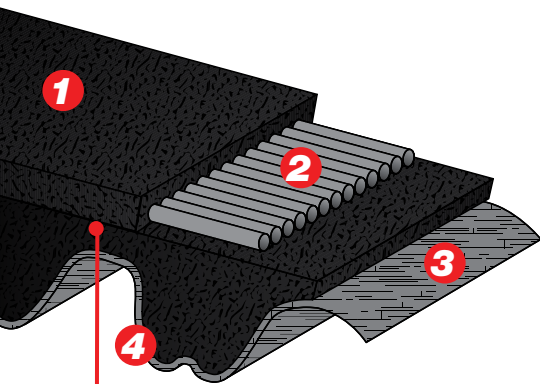
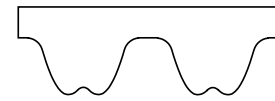
**ANTISTATIC, ACCORDING TO ISO 9563**

## PART NOMENCLATURE

**1800SLV3-8M50**

- 1800** = Pitch length (mm)
- SLV3** = Silver3
- 8M** = Tooth pitch (8mm)
- 50** = Belt width (mm)

## SILVER3



The MEGASYNC™ Silver3 belt is made with premium materials. The extensive development and tests performed have resulted in a synchronous belt that has:

- 1. COMPOUND**  
Fiber loaded nitrile
- 2. CORD**  
Fiberglass
- 3. TOOTH FACING**  
Nylon Fabric: self-lubricating, low friction, extended life
- 4. TOOTH PROFILE**  
RPC

## FEATURES & BENEFITS

- Tooth Pitch Code: SLV3 5M, SLV3 8M and SLV3 14M
- Compound: Fiber Loaded NBR with improved performance.
- RPC tooth profile, known for its low-noise characteristics
- Cord: Increased load capacity over previous Silver/Silver2 construction
- Tooth Cover: impregnated fabric coated with a film provides low friction and durability
- Upgrades drive capacity with existing sprockets
- Antistatic properties: conforms to ISO 9563 (BS 2050) standard
- Operating temperatures: -13 °F up to +212 °F
- Available in non-standard widths upon request
- Available made to order in open end in 3M, 5M, 8M & 14M
- Available made to order in dual sided 8M & 14M
- Available in Megapaint Silicone-Free Packaging in 8M & 14M pitch, non-stock, made-to-order

## TECHNICAL INFO

- Applications: Drives requiring increased efficiency or synchronous operation and higher power capacity than standard synchronous belts. General industry, conveyors, industrial equipment, machine tools, hand power tools, etc.
- Engineering Standards: Conforms to ARPM IP-27 and ISO 13050 standards
- Recommended Pulleys: Use pulleys made to ARPM or ISO 13050 standards





# MEGASYNC™ SILVER3

## EXTRA HIGH-TORQUE RPC PARABOLIC TOOTH PROFILE

ANTISTATIC,  
ACCORDING  
TO ISO 9563



Pitch Code	Tooth Pitch (mm)	Standard Widths/Width Codes (mm)								Pitch Lengths (mm)
		20	30	40	50	55	85	115	170	
<b>SLV3 5M</b>	5	available upon request - made to order								180 thru 2525
<b>SLV3 8M</b>	8	20	30	-	50	-	85	-	-	248 thru 4400
<b>SLV3 14M</b>	14	-	-	40	-	55	85	115	170	966 thru 4956

Standard widths shown. Can be cut to non-standard widths

### SILVER3 - 8M

Belt Type	Pitch Length (mm)	Number of Teeth
248 SLV3 8M	248	31
288 SLV3 8M	288	36
320 SLV3 8M	320	40
352 SLV3 8M	352	44
360 SLV3 8M	360	45
376 SLV3 8M	376	47
384 SLV3 8M	384	48
408 SLV3 8M	408	51
416 SLV3 8M	416	52
456 SLV3 8M	456	57
480 SLV3 8M	480	60
536 SLV3 8M	536	67
544 SLV3 8M	544	68
560 SLV3 8M	560	70
600 SLV3 8M	600	75
608 SLV3 8M	608	76
632 SLV3 8M	632	79
640 SLV3 8M	640	80
680 SLV3 8M	680	85
720 SLV3 8M	720	90
760 SLV3 8M	760	95
800 SLV3 8M	800	100
840 SLV3 8M	840	105
880 SLV3 8M	880	110
896 SLV3 8M	896	112
920 SLV3 8M	920	115
960 SLV3 8M	960	120
<b>976 SLV3 8M</b>	976	122
1000 SLV3 8M	1000	125
1040 SLV3 8M	1040	130
<b>1064 SLV3 8M</b>	1064	133
1080 SLV3 8M	1080	135

### SILVER3 - 8M

Belt Type	Pitch Length (mm)	Number of Teeth
1120 SLV3 8M	1120	140
1160 SLV3 8M	1160	145
1200 SLV3 8M	1200	150
1224 SLV3 8M	1224	153
1280 SLV3 8M	1280	160
1352 SLV3 8M	1352	169
1424 SLV3 8M	1424	178
1440 SLV3 8M	1440	180
1464 SLV3 8M	1464	183
<b>1512 SLV3 8M</b>	1512	189
<b>1584 SLV3 8M</b>	1584	198
1600 SLV3 8M	1600	200
1680 SLV3 8M	1680	210
1760 SLV3 8M	1760	220
1792 SLV3 8M	1792	226
1800 SLV3 8M	1800	225
1904 SLV3 8M	1904	238
2000 SLV3 8M	2000	250
2200 SLV3 8M	2200	275
2240 SLV3 8M	2240	280
2272 SLV3 8M	2272	284
2400 SLV3 8M	2400	300
2520 SLV3 8M	2520	315
2600 SLV3 8M	2600	325
2800 SLV3 8M	2800	350
2840 SLV3 8M	2840	355
3048 SLV3 8M	3048	381
3200 SLV3 8M	3200	400
3280 SLV3 8M	3280	410
3600 SLV3 8M	3600	450
4000 SLV3 8M	4000	500
4400 SLV3 8M	4400	550

### SILVER3 - 14M

Belt Type	Pitch Length (mm)	Number of Teeth
966 SLV3 14M	966	69
994 SLV3 14M	994	71
1092 SLV3 14M	1092	78
1106 SLV3 14M	1106	79
1120 SLV3 14M	1120	80
1190 SLV3 14M	1190	85
1260 SLV3 14M	1260	90
1288 SLV3 14M	1288	92
1344 SLV3 14M	1344	96
1400 SLV3 14M	1400	100
1442 SLV3 14M	1442	103
1512 SLV3 14M	1512	108
1568 SLV3 14M	1568	112
1610 SLV3 14M	1610	115
1750 SLV3 14M	1750	125
1764 SLV3 14M	1764	126
1778 SLV3 14M	1778	127
1848 SLV3 14M	1848	132
1890 SLV3 14M	1890	135
1904 SLV3 14M	1904	136
1960 SLV3 14M	1960	140
2100 SLV3 14M	2100	150
2240 SLV3 14M	2240	160
2310 SLV3 14M	2310	165
2380 SLV3 14M	2380	170
2450 SLV3 14M	2450	175
2520 SLV3 14M	2520	180
2590 SLV3 14M	2590	185
2660 SLV3 14M	2660	190
2800 SLV3 14M	2800	200
2968 SLV3 14M	2968	212
3136 SLV3 14M	3136	224

### SILVER3 - 14M

Belt Type	Pitch Length (mm)	Number of Teeth
3150 SLV3 14M	3150	225
3304 SLV3 14M	3304	236
3360 SLV3 14M	3360	240
3500 SLV3 14M	3500	250
3850 SLV3 14M	3850	275
3920 SLV3 14M	3920	280
4326 SLV3 14M	4326	309
4410 SLV3 14M	4410	315
4578 SLV3 14M	4578	327
4956 SLV3 14M	4956	354

#### AVAILABLE SIZES

Additional lengths may be available. Contact Megadyne for sizes not listed.

#### NEW SIZES LISTED IN RED



**WARNING:** This product can expose you to chemicals including carbon black, which is known to the State of California to cause cancer or birth defects or other reproductive harm. For more information visit [www.P65WARNINGS.ca.gov](http://www.P65WARNINGS.ca.gov)

POWER TRANSMISSION

SYNCHRONOUS BELTS



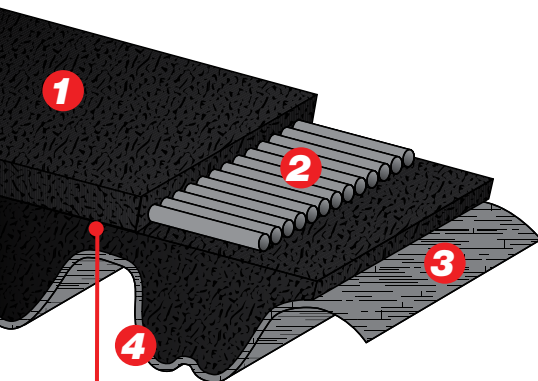
# MEGASYNC™ RPP

HIGH TORQUE - 3M, 5M, 8M, 14M  
PARABOLIC TOOTH PROFILE

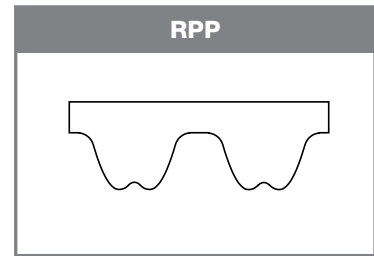
**MEGADYNE MEGASYNC RPP®**

The RPP synchronous belt, with its reinforced parabolic tooth profile, is recognized as the quietest in the industry and is ideal for a wide range of applications. Fiberglass tensile member reinforcement ensures high torque power transmission, minimal elongation and high flexibility while the high quality chloroprene rubber compound provides excellent wear resistance and increased service life. A self-lubricating nylon fabric gives exceptional wear protection to the belt teeth.

RPP Synchronous Belts are specified by pitch length, tooth pitch and belt width in millimeters - Example: 720-RPP8-30



PART NOMENCLATURE	
<b>720-RPP8-30</b>	
<b>720</b>	= Pitch length (mm)
<b>RPP</b>	= Parabolic tooth profile
<b>8</b>	= Tooth pitch (8mm)
<b>30</b>	= Belt width (mm)



## FEATURES & BENEFITS

- Fiberglass Tensile Cord: High dimensional stability and maximum flexibility
- Chloroprene Belt Body: Heat and ozone resistant; high tooth shear resistance
- Nylon Tooth Cover: Durability and wear resistance, increased power capacity
- RPP Tooth Profile: Low noise profile, recognized as quietest on the market
- Special Widths: Can be supplied in non-standard widths - available upon request

## TECHNICAL INFO

- Applications: Drives requiring premium efficiency or synchronous operation and higher power capacity than trapezoidal timing belts. Used on conveyors, industrial equipment, machine tools, hand power tools and agricultural equipment where high power density is needed.
- Engineering Standards: Conforms to ARPM IP-27 and ISO 13050 standards
- Temperature Range: -13 °F up to +176° F (-25 °C up to +80 °C)
- Recommended Pulleys: Use pulleys made to ARPM/ISO standards
- Non-Standard Lengths: Sizes not listed may be available - Contact Megadyne

The MEGASYNC™ RPP belt is made with premium materials. The extensive development and tests performed have resulted in a synchronous belt that has:

- 1. COMPOUND**  
Chloroprene
- 2. CORD**  
Fiberglass
- 3. TOOTH FACING**  
Specially treated Nylon fabric to reduce friction and pulley wear
- 4. TOOTH PROFILE**  
RPP (reinforced parabolic profile)  
- interchangeable with any RPP or HTD Profile pulley

SYNCHRONOUS BELTS

Pitch Code	Tooth Pitch (mm)	Standard Widths/Width Codes (mm)											Pitch Lengths (mm)	
		6	9	15	20	25	30	40	50	55	85	115		170
<b>RPP3</b>	3	06	09	15	-	-	-	-	-	-	-	-	-	90 thru 1863
<b>RPP5</b>	5	-	09	15	-	25	-	-	-	-	-	-	-	180 thru 2525
<b>RPP8</b>	8	-	-	-	20	-	30	-	50	-	85	-	-	600 thru 4400
<b>RPP14</b>	14	-	-	-	-	-	-	40	-	55	85	115	170	966 thru 4956

Standard widths shown. Can be cut to non-standard widths.



**WARNING:** This product can expose you to chemicals including carbon black, which is known to the State of California to cause cancer or birth defects or other reproductive harm. For more information visit [www.P65WARNINGS.ca.gov](http://www.P65WARNINGS.ca.gov)



# MEGASYNC™ RPP

HIGH TORQUE - 3M  
PARABOLIC TOOTH PROFILE

RPP 3		
Belt Type	Pitch Length (mm)	Number of Teeth
90-RPP3	90	30
105-RPP3	105	35
129-RPP3	129	43
141-RPP3	141	47
144-RPP3	144	48
147-RPP3	147	49
150-RPP3	150	50
159-RPP3	159	53
168-RPP3	168	56
174-RPP3	174	58
177-RPP3	177	59
180-RPP3	180	60
186-RPP3	186	62
195-RPP3	195	65
201-RPP3	201	67
204-RPP3	204	68
210-RPP3	210	70
213-RPP3	213	71
225-RPP3	225	75
231-RPP3	231	77
240-RPP3	240	80
243-RPP3	243	81
246-RPP3	246	82
249-RPP3	249	83
252-RPP3	252	84
255-RPP3	255	85
261-RPP3	261	87
264-RPP3	264	88
267-RPP3	267	89
270-RPP3	270	90
276-RPP3	276	92
285-RPP3	285	95
288-RPP3	288	96
291-RPP3	291	97
297-RPP3	297	99
300-RPP3	300	100
312-RPP3	312	104
318-RPP3	318	106
327-RPP3	327	109
330-RPP3	330	110

RPP 3		
Belt Type	Pitch Length (mm)	Number of Teeth
333-RPP3	333	111
336-RPP3	336	112
339-RPP3	339	113
345-RPP3	345	115
351-RPP3	351	117
357-RPP3	357	119
363-RPP3	363	121
375-RPP3	375	125
384-RPP3	384	128
390-RPP3	390	130
393-RPP3	393	131
405-RPP3	405	135
420-RPP3	420	140
423-RPP3	423	141
432-RPP3	432	144
447-RPP3	447	149
474-RPP3	474	158
480-RPP3	480	160
486-RPP3	486	162
489-RPP3	489	163
495-RPP3	495	165
501-RPP3	501	167
510-RPP3	510	170
513-RPP3	513	171
522-RPP3	522	174
531-RPP3	531	177
537-RPP3	537	179
564-RPP3	564	188
570-RPP3	570	190
573-RPP3	573	191
576-RPP3	576	192
579-RPP3	579	193
582-RPP3	582	194
597-RPP3	597	199
600-RPP3	600	200
633-RPP3	633	211
648-RPP3	648	216
669-RPP3	669	223
711-RPP3	711	237
735-RPP3	735	245

RPP 3		
Belt Type	Pitch Length (mm)	Number of Teeth
738-RPP3	738	246
747-RPP3	747	249
756-RPP3	756	252
804-RPP3	804	268
882-RPP3	882	294
945-RPP3	945	315
1062-RPP3	1062	354
1125-RPP3	1125	375
1245-RPP3	1245	415
1263-RPP3	1263	421
1500-RPP3	1500	500
1530-RPP3	1530	510
1863-RPP3	1863	621

### AVAILABLE SIZES

Additional lengths may be available. Contact Megadyne for sizes not listed.



**WARNING:** This product can expose you to chemicals including carbon black, which is known to the State of California to cause cancer or birth defects or other reproductive harm. For more information visit [www.P65WARNINGS.ca.gov](http://www.P65WARNINGS.ca.gov)



# MEGASYNC™ RPP

HIGH TORQUE - 5M, 8M  
PARABOLIC TOOTH PROFILE

RPP 5		
Belt Type	Pitch Length (mm)	Number of Teeth
180-RPP5	180	36
225-RPP5	225	45
235-RPP5	235	47
245-RPP5	245	49
255-RPP5	255	51
265-RPP5	265	53
270-RPP5	270	54
280-RPP5	280	56
285-RPP5	285	57
295-RPP5	295	59
300-RPP5	300	60
305-RPP5	305	61
325-RPP5	325	65
330-RPP5	330	66
345-RPP5	345	69
350-RPP5	350	70
375-RPP5	375	75
400-RPP5	400	80
420-RPP5	420	84
425-RPP5	425	85
450-RPP5	450	90
455-RPP5	455	91
460-RPP5	460	92
465-RPP5	465	93
475-RPP5	475	95
500-RPP5	500	100
525-RPP5	525	105
535-RPP5	535	107
565-RPP5	565	113
575-RPP5	575	115
580-RPP5	580	116
600-RPP5	600	120
610-RPP5	610	122
615-RPP5	615	123
635-RPP5	635	127
640-RPP5	640	128
650-RPP5	650	130
670-RPP5	670	134
675-RPP5	675	135
700-RPP5	700	140
705-RPP5	705	141
710-RPP5	710	142

RPP 5		
Belt Type	Pitch Length (mm)	Number of Teeth
725-RPP5	725	145
740-RPP5	740	148
750-RPP5	750	150
755-RPP5	755	151
800-RPP5	800	160
835-RPP5	835	167
850-RPP5	850	170
890-RPP5	890	178
900-RPP5	900	180
935-RPP5	935	187
940-RPP5	940	188
950-RPP5	950	190
980-RPP5	980	196
1000-RPP5	1000	200
1025-RPP5	1025	205
1050-RPP5	1050	210
1100-RPP5	1100	220
1125-RPP5	1125	225
1135-RPP5	1135	227
1195-RPP5	1195	239
1200-RPP5	1200	240
1240-RPP5	1240	248
1270-RPP5	1270	254
1420-RPP5	1420	284
1500-RPP5	1500	300
1595-RPP5	1595	319
1605-RPP5	1605	321
1690-RPP5	1690	338
1790-RPP5	1790	358
1800-RPP5	1800	360
1870-RPP5	1870	374
1895-RPP5	1895	379
1945-RPP5	1945	389
2000-RPP5	2000	400
2250-RPP5	2250	450
2350-RPP5	2350	470
2525-RPP5	2525	505

RPP 8		
Belt Type	Pitch Length (mm)	Number of Teeth
248-RPP8	248	31
288-RPP8	288	36
320-RPP8	320	40
352-RPP8	352	44
360-RPP8	360	45
376-RPP8	376	47
384-RPP8	384	48
408-RPP8	408	51
416-RPP8	416	52
424-RPP8	424	53
456-RPP8	456	57
480-RPP8	480	60
536-RPP8	536	67
544-RPP8	544	68
560-RPP8	560	70
600-RPP8	600	75
608-RPP8	608	76
632-RPP8	632	79
640-RPP8	640	80
680-RPP8	680	85
720-RPP8	720	90
760-RPP8	760	95
800-RPP8	800	100
840-RPP8	840	105
880-RPP8	880	110
896-RPP8	896	112
920-RPP8	920	115
960-RPP8	960	120
976-RPP8	976	122
1000-RPP8	1000	125
1040-RPP8	1040	130
1064-RPP8	1064	133
1080-RPP8	1080	135
1120-RPP8	1120	140
1160-RPP8	1160	145
1200-RPP8	1200	150
1224-RPP8	1224	153
1280-RPP8	1280	160
1352-RPP8	1352	169
1424-RPP8	1424	178
1440-RPP8	1440	180
1464-RPP8	1464	183

RPP 8		
Belt Type	Pitch Length (mm)	Number of Teeth
1512-RPP8	1512	189
1584-RPP8	1584	198
1600-RPP8	1600	200
1680-RPP8	1680	210
1760-RPP8	1760	220
1792-RPP8	1792	224
1800-RPP8	1800	225
1904-RPP8	1904	238
2000-RPP8	2000	250
2200-RPP8	2200	275
2240-RPP8	2240	280
2272-RPP8	2272	284
2400-RPP8	2400	300
2520-RPP8	2520	315
2600-RPP8	2600	325
2800-RPP8	2800	350
2840-RPP8	2840	355
3048-RPP8	3048	381
3200-RPP8	3200	400
3280-RPP8	3280	410
3600-RPP8	3600	450
4000-RPP8	4000	500
4400-RPP8	4400	550

### AVAILABLE SIZES

Additional lengths may be available. Contact Megadyne for sizes not listed.

### NEW SIZES LISTED IN RED

SYNCHRONOUS BELTS





# MEGASYNC™ RPP

HIGH TORQUE - 14M  
PARABOLIC TOOTH PROFILE

RPP14		
Belt Type	Pitch Length (mm)	Number of Teeth
966-RPP14	966	69
994-RPP14	994	71
1092-RPP14	1092	78
1106-RPP14	1106	79
1120-RPP14	1120	80
1190-RPP14	1190	85
1260-RPP14	1260	90
1288-RPP14	1288	92
1344-RPP14	1344	96
1400-RPP14	1400	100
1442-RPP14	1442	103
1512-RPP14	1512	108
1568-RPP14	1568	112
1610-RPP14	1610	115
1750-RPP14	1750	125
1764-RPP14	1764	126
1778-RPP14	1778	127
1848-RPP14	1848	132
1890-RPP14	1890	135
1904-RPP14	1904	136
1960-RPP14	1960	140
2100-RPP14	2100	150

RPP14		
Belt Type	Pitch Length (mm)	Number of Teeth
2240-RPP14	2240	160
2310-RPP14	2310	165
2380-RPP14	2380	170
2450-RPP14	2450	175
2520-RPP14	2520	180
2590-RPP14	2590	185
2660-RPP14	2660	190
2800-RPP14	2800	200
2968-RPP14	2968	212
3136-RPP14	3136	224
3150-RPP14	3150	225
3304-RPP14	3304	236
3360-RPP14	3360	240
3500-RPP14	3500	250
3850-RPP14	3850	275
3920-RPP14	3920	280
4326-RPP14	4326	309
4410-RPP14	4410	315
4578-RPP14	4578	327
4956-RPP14	4956	354

### AVAILABLE SIZES

Additional lengths may be available. Contact Megadyne for sizes not listed.




**WARNING:** This product can expose you to chemicals including carbon black, which is known to the State of California to cause cancer or birth defects or other reproductive harm. For more information visit [www.P65WARNINGS.ca.gov](http://www.P65WARNINGS.ca.gov)

# RPP® DUAL SIDED

## HIGH TORQUE - 5M, 8M, 14M PARABOLIC TOOTH PROFILE

RPP Dual Sided High Torque belts are a high power and high precision class of belt. Compared to Imperial trapezoidal tooth belts they transmit more power in the same width or allow a reduction of width to transmit the same power. The parabolic profile transmits more power and reduces tooth jump and noise and is designed to be interchangeable with existing deep groove belt and pulley profiles. Molded teeth (not ground) on both sides of the belt allow 100% full power capability either side of the belt.



The RPP® Dual Sided belt is made with premium materials. The extensive development and tests performed have resulted in a dual sided synchronous belt that has:

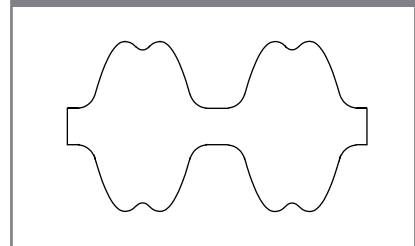
- 1. COMPOUND**  
Chloroprene
- 2. CORD**  
Fiberglass
- 3. TOOTH FACING**  
Nylon cover on molded teeth for full 100% power capability - both sides
- 4. TOOTH PROFILE**  
RPP (reinforced parabolic profile) - interchangeable with any RPP or HTD Profile pulley

### PART NOMENCLATURE

#### D960-RPP8-30

- D** = Dual sided teeth
- 960** = Pitch length (mm)
- RPP** = Parabolic tooth profile
- 8** = Tooth pitch (8mm)
- 30** = Belt width (mm)

### RPP DD



### FEATURES & BENEFITS

- Fiberglass Tensile Cord: High dimensional stability and maximum flexibility
- Chloroprene Belt Body: Heat and ozone resistant; high tooth shear resistance
- Nylon Tooth Cover: Durability and wear resistance, increased power capacity
- RPP Tooth Profile: Low noise profile, recognized as quietest on the market
- Available made to order in Dual-Sided Silver3 (Extra High Torque) & Gold2 (Super High Torque) construction in 8M & 14M
- Special Widths: Can be supplied in non-standard widths - available upon request
- 100% power transmission capability on both sides of belt.

### TECHNICAL INFO


- Applications: Drives requiring reverse rotation of driven shafts, serpentine layout. Used on conveyors, industrial equipment, machine tools, hand power tools and agricultural equipment where high power density is needed.
- Engineering Standards: Conforms to ARPM IP-27 and ISO 13050 standards
- Temperature Range: -13 °F up to +176° F (-25 °C up to +80 °C)
- Recommended Pulleys: Use pulleys made to ARPM/ISO standards
- Non-Standard Lengths: Sizes not listed may be available - Contact Megadyne

Pitch Code	Tooth Pitch (mm)	Standard Widths/Width Codes (mm)										Pitch Lengths (mm)	
		9	15	20	25	30	40	50	55	85	115		170
<b>DRPP5</b>	5	09	15	20	25	-	-	-	-	-	-	-	600 thru 2525
<b>DRPP8</b>	8	-	-	20	-	30	-	50	-	85	-	-	600 thru 4400
<b>DRPP14</b>	14	-	-	-	-	-	40	-	55	85	115	170	966 thru 4956

Standard widths shown. Can be cut to non-standard widths.



**WARNING:** This product can expose you to chemicals including carbon black, which is known to the State of California to cause cancer or birth defects or other reproductive harm. For more information visit [www.P65WARNINGS.ca.gov](http://www.P65WARNINGS.ca.gov)



# RPP® DUAL SIDED

HIGH TORQUE - 5M, 8M, 14M  
PARABOLIC TOOTH PROFILE

RPP5 - DUAL SIDED		
Belt Type	Pitch Length (mm)	Number of Teeth
D600-RPP5	600	120
D610-RPP5	610	122
D615-RPP5	615	123
D635-RPP5	635	127
D640-RPP5	640	128
D670-RPP5	670	134
D675-RPP5	675	135
D700-RPP5	700	140
D705-RPP5	705	141
D710-RPP5	710	142
D725-RPP5	725	145
D740-RPP5	740	148
D750-RPP5	750	150
D755-RPP5	755	151
D800-RPP5	800	160
D835-RPP5	835	167
D850-RPP5	850	170
D890-RPP5	890	178
D900-RPP5	900	180
D935-RPP5	935	187
D940-RPP5	940	188
D950-RPP5	950	190
D980-RPP5	980	196
D1000-RPP5	1000	200
D1025-RPP5	1025	205
D1050-RPP5	1050	210
D1100-RPP5	1100	220
D1125-RPP5	1125	225
D1135-RPP5	1135	227
D1195-RPP5	1195	239
D1200-RPP5	1200	240
D1240-RPP5	1240	248
D1270-RPP5	1270	254
D1420-RPP5	1420	284
D1500-RPP5	1500	300
D1595-RPP5	1595	319
D1605-RPP5	1605	321
D1690-RPP5	1690	338
D1790-RPP5	1790	358
D1800-RPP5	1800	360
D1870-RPP5	1870	374
D1895-RPP5	1895	379

RPP5 - DUAL SIDED		
Belt Type	Pitch Length (mm)	Number of Teeth
D1945-RPP5	1945	389
D2000-RPP5	2000	400
D2250-RPP5	2250	450
D2525-RPP5	2525	505

RPP8 - DUAL-SIDED		
Belt Type	Pitch Length (mm)	Number of Teeth
D600-RPP8	600	75
D608-RPP8	608	76
D632-RPP8	632	79
D640-RPP8	640	80
D680-RPP8	680	85
D720-RPP8	720	90
D800-RPP8	800	100
D840-RPP8	840	105
D880-RPP8	880	110
D896-RPP8	896	112
D920-RPP8	920	115
D960-RPP8	960	120
D976-RPP8	976	125
D1000-RPP8	1000	125
D1040-RPP8	1040	130
D1064-RPP8	1064	133
D1080-RPP8	1080	135
D1120-RPP8	1120	140
D1160-RPP8	1160	145
D1200-RPP8	1200	150
D1224-RPP8	1224	153
D1280-RPP8	1280	160
D1352-RPP8	1352	169
D1424-RPP8	1424	178
D1440-RPP8	1440	180
D1464-RPP8	1464	183
D1512-RPP8	1512	189
D1584-RPP8	1584	198
D1600-RPP8	1600	200
D1680-RPP8	1680	210
D1760-RPP8	1760	220
D1800-RPP8	1800	225

RPP8 - DUAL-SIDED		
Belt Type	Pitch Length (mm)	Number of Teeth
D1904-RPP8	1904	238
D2000-RPP8	2000	250
D2200-RPP8	2200	275
D2240-RPP8	2240	280
D2272-RPP8	2272	284
D2400-RPP8	2400	300
D2520-RPP8	2520	315
D2600-RPP8	2600	325
D2800-RPP8	2800	350
D2840-RPP8	2840	355
D3048-RPP8	3048	381
D3200-RPP8	3200	400
D3280-RPP8	3280	410
D3600-RPP8	3600	450
D4400-RPP8	4400	550

RPP14 - DUAL-SIDED		
Belt Type	Pitch Length (mm)	Number of Teeth
D966-RPP14	966	69
D994-RPP14	994	71
D1092-RPP14	1092	78
D1106-RPP14	1106	79
D1120-RPP14	1120	80
D1190-RPP14	1190	85
D1260-RPP14	1260	90
D1288-RPP14	1288	92
D1344-RPP14	1344	96
D1400-RPP14	1400	100
D1442-RPP14	1442	103
D1512-RPP14	1512	108
D1568-RPP14	1568	112
D1610-RPP14	1610	115
D1750-RPP14	1750	125
D1764-RPP14	1764	126
D1778-RPP14	1778	127
D1848-RPP14	1848	132
D1890-RPP14	1890	135
D1904-RPP14	1904	136
D1960-RPP14	1960	140

RPP14 - DUAL-SIDED		
Belt Type	Pitch Length (mm)	Number of Teeth
D2100-RPP14	2100	150
D2240-RPP14	2240	160
D2310-RPP14	2310	165
D2380-RPP14	2380	170
D2450-RPP14	2450	175
D2520-RPP14	2520	180
D2590-RPP14	2590	185
D2660-RPP14	2660	190
D2800-RPP14	2800	200
D2968-RPP14	2968	212
D3150-RPP14	3150	225
D3136-RPP14	3136	224
D3304-RPP14	3304	236
D3360-RPP14	3360	240
D3500-RPP14	3500	250
D3850-RPP14	3850	275
D3920-RPP14	3920	280
D4326-RPP14	4326	309
D4410-RPP14	4410	315
D4578-RPP14	4578	327
D4956-RPP14	4956	354



**WARNING:** This product can expose you to chemicals including carbon black, which is known to the State of California to cause cancer or birth defects or other reproductive harm. For more information visit [www.P65WARNINGS.ca.gov](http://www.P65WARNINGS.ca.gov)

POWER TRANSMISSION


SYNCHRONOUS BELTS

# STANDARD TIMING BELTS

## MXL, XL, L, H, XH, XXH TRAPEZOIDAL TOOTH PROFILE

Megadyne Standard Timing belts have fiberglass tension members, chloroprene body with nylon covered teeth and are homogenously bonded together for maximum strength. Standard timing belts are an excellent choice in drives where precise registration is required.

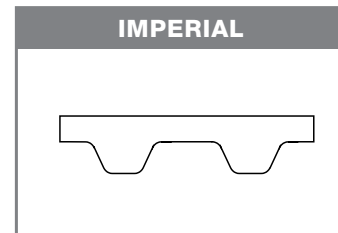
Standard Timing belts are specified by pitch length in inches times 10, belt pitch code and a three-digit belt width code, which is the decimal inch-width multiplied by 100 - Example: **240L075**



The Standard Timing Belts are made with industry standard materials. The extensive development and tests performed have resulted in a synchronous belt that has:

- 1. COMPOUND**  
Chloroprene
- 2. CORD**  
Fiberglass
- 3. TOOTH FACING**  
Nylon fabric
- 4. TOOTH PROFILE**  
Trapezoidal

PART NOMENCLATURE	
<b>240L075</b>	
<b>240</b>	= 24.0" Pitch Length
<b>L</b>	= 3/8" Tooth Pitch
<b>075</b>	= 3/4" Width



### FEATURES & BENEFITS

- Fiberglass Tensile Cord: High dimensional stability
- Chloroprene Belt Body: Heat and ozone resistant; high tooth shear resistance
- Nylon Tooth Cover: Durability and wear resistance, increased power capacity
- Special Widths: Can be supplied in non-standard widths - available upon request


### TECHNICAL INFO

- Applications: General Industry or drives requiring premium efficiency or synchronous applications such as business machines, conveyors, index drives, farm equipment, machine tools, hand power tools, floor care machines.
- Engineering Standards: Conforms to ARPM standard IP-24
- Temperature Range: -13 °F up to +176° F (-25 °C up to +80 °C)
- Recommended Pulleys: Use pulleys made to ARPM standards

Pitch Code	Tooth Pitch (inch)		Standard Widths/Width Codes (inch)													Pitch Lengths (inch)	
			1/8	3/16	1/4	5/16	3/8	1/2	3/4	1	1.5	2	3	4	5		
<b>MXL</b>	2/25	0.08	012	019	025	-	-	-	-	-	-	-	-	-	-	-	3.6 thru 40
<b>XL</b>	1/5	0.20	-	-	025	031	037	-	-	-	-	-	-	-	-	-	5.4 thru 128
<b>L</b>	3/8	0.375	-	-	-	-	-	050	075	100	-	-	-	-	-	-	12.4 thru 81.7
<b>H</b>	1/2	0.50	-	-	-	-	-	-	075	100	150	200	300	-	-	-	24 thru 236
<b>XH</b>	7/8	0.875	-	-	-	-	-	-	-	-	-	200	300	400	-	-	50.7 thru 175
<b>XXH</b>	1-1/4	1.25	-	-	-	-	-	-	-	-	-	200	300	400	500	-	70 thru 180

Standard widths shown. Can be cut to non-standard width.





# STANDARD TIMING BELTS

## MXL, XL TRAPEZOIDAL TOOTH PROFILE

MXL		
Belt Type	Pitch Length (inch)	Number of Teeth
360MXL	3.60	45
432MXL	4.32	54
440MXL	4.40	55
456MXL	4.56	57
480MXL	4.80	60
488MXL	4.88	61
496MXL	4.96	62
536MXL	5.36	67
544MXL	5.44	68
576MXL	5.76	72
584MXL	5.84	73
608MXL	6.08	76
632MXL	6.32	79
640MXL	6.40	80
656MXL	6.56	82
664MXL	6.64	83
680MXL	6.80	85
704MXL	7.04	88
720MXL	7.20	90
736MXL	7.36	92
752MXL	7.52	94
760MXL	7.60	95
776MXL	7.76	97
800MXL	8.00	100
808MXL	8.08	101
824MXL	8.24	103
840MXL	8.40	105
880MXL	8.80	110
888MXL	8.88	111
912MXL	9.12	114
920MXL	9.20	115
944MXL	9.44	118
952MXL	9.52	119
960MXL	9.60	120
976MXL	9.76	122
984MXL	9.84	123
1000MXL	10.00	125
1008MXL	10.08	126
1016MXL	10.16	127
1040MXL	10.40	130
1056MXL	10.56	132
1072MXL	10.72	134

MXL		
Belt Type	Pitch Length (inch)	Number of Teeth
1120MXL	11.20	140
1160MXL	11.60	145
1176MXL	11.76	147
1184MXL	11.84	148
1200MXL	12.00	150
1224MXL	12.24	153
1240MXL	12.40	155
1400MXL	14.00	175
1472MXL	14.72	184
1496MXL	14.96	187
1520MXL	15.20	190
1600MXL	16.00	200
1680MXL	16.80	210
1696MXL	16.96	212
1768MXL	17.68	221
1800MXL	18.00	225
1832MXL	18.32	229
1856MXL	18.56	232
1888MXL	18.88	236
1984MXL	19.84	248
1992MXL	19.92	249
2048MXL	20.48	256
2240MXL	22.40	280
2360MXL	23.60	295
2384MXL	23.84	298
2480MXL	24.80	310
2496MXL	24.96	312
2520MXL	25.20	315
2584MXL	25.84	323
2776MXL	27.76	347
2864MXL	28.64	358
2880MXL	28.80	360
2976MXL	29.76	372
3024MXL	30.24	378
3064MXL	30.64	383
3104MXL	31.04	388
3200MXL	32.00	400
3296MXL	32.96	412
3424MXL	34.24	428
3472MXL	34.72	434
3480MXL	34.80	435
3520MXL	35.20	440

MXL		
Belt Type	Pitch Length (inch)	Number of Teeth
3632MXL	36.32	454
3704MXL	37.04	463
3944MXL	39.44	493
4000MXL	40.00	500
4064MXL	40.64	508
4200MXL	42.00	525
4280MXL	42.80	535
4320MXL	43.20	540
4456MXL	44.56	557
4736MXL	47.36	592
4800MXL	48.00	600
5224MXL	52.24	653

XL		
Belt Type	Pitch Length (inch)	Number of Teeth
54XL	5.4	27
60XL	6.0	30
70XL	7.0	35
80XL	8.0	40
88XL	8.8	44
90XL	9.0	45
98XL	9.8	49
100XL	10.0	50
102XL	10.2	51
104XL	10.4	52
106XL	10.6	53
110XL	11.0	55
120XL	12.0	60
130XL	13.0	65
134XL	13.4	67
136XL	13.6	68
140XL	14.0	70
146XL	14.6	73
150XL	15.0	75
156XL	15.6	78
160XL	16.0	80
170XL	17.0	85
176XL	17.6	88
180XL	18.0	90
182XL	18.2	91


### AVAILABLE SIZES

Additional lengths may be available. Contact Megadyne for sizes not listed.

XL		
Belt Type	Pitch Length (inch)	Number of Teeth
188XL	18.8	94
190XL	19.0	95
198XL	19.8	99
200XL	20.0	100
202XL	20.2	101
210XL	21.0	105
212XL	21.2	106
214XL	21.4	107
220XL	22.0	110
228XL	22.8	114
230XL	23.0	115
234XL	23.4	117
240XL	24.0	120
250XL	25.0	125
260XL	26.0	130
270XL	27.0	135
276XL	27.6	138
280XL	28.0	140
290XL	29.0	145
310XL	31.0	155
316XL	31.6	158
320XL	32.0	160
330XL	33.0	165
344XL	34.4	172
352XL	35.2	176
364XL	36.4	182
380XL	38.0	190
384XL	38.4	192
388XL	38.8	194
390XL	39.0	195
392XL	39.2	196
434XL	43.4	217
460XL	46.0	230
530XL	53.0	265
600XL	60.0	300
710XL	71.0	355



**WARNING:** This product can expose you to chemicals including carbon black, which is known to the State of California to cause cancer or birth defects or other reproductive harm. For more information visit [www.P65WARNINGS.ca.gov](http://www.P65WARNINGS.ca.gov)



# STANDARD TIMING BELTS

## L, H, XH, XXH TRAPEZOIDAL TOOTH PROFILE

L		
Belt Type	Pitch Length (inch)	Number of Teeth
124L	12.4	33
135L	13.5	36
150L	15.0	40
173L	17.3	46
187L	18.7	50
202L	20.2	54
210L	21.0	56
225L	22.5	60
240L	24.0	64
255L	25.5	68
270L	27.0	72
285L	28.5	76
300L	30.0	80
322L	32.2	86
334L	33.4	89
345L	34.5	92
367L	36.7	98
390L	39.0	104
405L	40.5	108
412L	41.2	110
420L	42.0	112
450L	45.0	120
480L	48.0	128
510L	51.0	136
540L	54.0	144
600L	60.0	160
728L	72.8	194
817L	81.7	218

H		
Belt Type	Pitch Length (inch)	Number of Teeth
240H	24.0	48
255H	25.5	51
270H	27.0	54
300H	30.0	60
310H	31.0	62
330H	33.0	66
360H	36.0	72
390H	39.0	78
400H	40.0	80
420H	42.0	84
450H	45.0	90
480H	48.0	96
510H	51.0	102
540H	54.0	108
570H	57.0	114
600H	60.0	120
630H	63.0	126
660H	66.0	132
670H	67.0	134
700H	70.0	140
725H	72.5	145
750H	75.0	150
800H	80.0	160
850H	85.0	170
900H	90.0	180
1000H	100.0	200
1100H	110.0	220
1120H	112.0	224
1140H	114.0	228
1150H	115.0	230
1250H	125.0	250
1400H	140.0	280
1645H	164.5	329
1700H	170.0	340

XH		
Belt Type	Pitch Length (inch)	Number of Teeth
507XH	50.7	58
534XH	53.4	61
560XH	56.0	64
630XH	63.0	72
700XH	70.0	80
770XH	77.0	88
840XH	84.0	96
980XH	98.0	112
1120XH	112.0	128
1260XH	126.0	144
1400XH	140.0	160
1540XH	154.0	176
1750XH	175.0	200

XXH		
Belt Type	Pitch Length (inch)	Number of Teeth
700XXH	70.0	56
800XXH	80.0	64
900XXH	90.0	72
1000XXH	100.0	80
1200XXH	120.0	96
1400XXH	140.0	112
1600XXH	160.0	128
1800XXH	180.0	144

### AVAILABLE SIZES

Additional lengths may be available. Contact Megadyne for sizes not listed.



**WARNING:** This product can expose you to chemicals including carbon black, which is known to the State of California to cause cancer or birth defects or other reproductive harm. For more information visit [www.P65WARNINGS.ca.gov](http://www.P65WARNINGS.ca.gov)

# DUAL SIDED STANDARD TIMING BELTS

## DXL, DL, DH TRAPEZOIDAL TOOTH PROFILE

Dual sided belts allow power transmission from either side of the belt and are ideal for reversing and serpentine applications.

Dual sided timing belts are produced using the same materials as single sided belts. Total belt rating is the same as for single sided belts.

Dual sided timing belts are specified the same way as single sided timing belts except with a "D" prefix. Example: **D240H100**



The Dual Sided Standard Timing Belts are made with industry standard materials. The extensive development and tests performed have resulted in a synchronous belt that has:

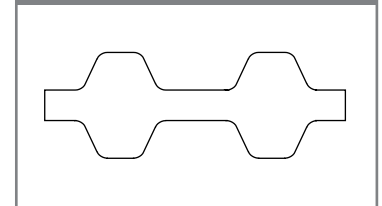
- 1. COMPOUND**  
Chloroprene
- 2. CORD**  
Fiberglass
- 3. TOOTH FACING**  
Nylon fabric
- 4. TOOTH PROFILE**  
Trapezoidal

### PART NOMENCLATURE

#### D240H100

- D** = Dual sided teeth
- 240** = Pitch length in tenths of an inch = 24.0"
- H** = Tooth pitch = 0.50"
- 100** = Width code = 1 inch

### IMPERIAL DD



### FEATURES & BENEFITS

- Fiberglass Tensile Cord: High dimensional stability
- Chloroprene Belt Body: Heat and ozone resistant; high tooth shear resistance
- Nylon Tooth Cover: Durability and wear resistance, increased power capacity
- Dual Sided Teeth: Permits power transmission with serpentine drives and reverse rotation of driven shafts
- Special Widths: Can be supplied in non-standard widths - available upon request

### TECHNICAL INFO

- Applications: General Industry or drives requiring premium efficiency or synchronous applications such as business machines, conveyors, index drives, farm equipment, machine tools, hand power tools, floor care machines.
- Engineering Standards: Conforms to ARPM standard IP-24
- Temperature Range: -13 °F up to +176° F (-25 °C up to +80 °C)
- Recommended Pulleys: Use pulleys made to ARPM standards

Pitch Code	Tooth Pitch (inch)		Standard Widths/Width Codes (inch)								Pitch Lengths (inch)
			1/4	3/8	1/2	3/4	1	1.5	2	3	
<b>DXL</b>	1/5	0.20	025	037	-	-	-	-	-	-	D90XL thru D900XL
<b>DL</b>	3/8	0.375	-	-	050	075	100	-	-	-	D124L thru D817L
<b>DH</b>	1/2	0.50	-	-	-	075	100	150	200	300	D240H thru D1700H

Standard widths shown. Can be cut to any non-standard width.



**WARNING:** This product can expose you to chemicals including carbon black, which is known to the State of California to cause cancer or birth defects or other reproductive harm. For more information visit [www.P65WARNINGS.ca.gov](http://www.P65WARNINGS.ca.gov)

# DUAL SIDED STANDARD TIMING BELTS

## DXL, DL, DH TRAPEZOIDAL TOOTH PROFILE

DXL		
Belt Type	Pitch Length (inch)	Number of Teeth
D120XL	12.0	60
D130XL	13.0	65
D140XL	14.0	70
D146XL	14.6	73
D150XL	15.0	75
D156XL	15.6	78
D160XL	16.0	80
D170XL	17.0	85
D176XL	17.6	88
D180XL	18.0	90
D182XL	18.2	91
D188XL	18.8	94
D190XL	19.0	95
D198XL	19.8	99
D200XL	20.0	100
D202XL	20.2	101
D210XL	21.0	105
D212XL	21.2	106
D214XL	21.4	107
D220XL	22.0	110
D228XL	22.8	114
D230XL	23.0	115
D234XL	23.4	117
D240XL	24.0	120
D250XL	25.0	125
D260XL	26.0	130
D270XL	27.0	135
D276XL	27.6	138
D290XL	29.0	145
D310XL	31.0	155
D316XL	31.6	158
D320XL	32.0	160


DXL		
Belt Type	Pitch Length (inch)	Number of Teeth
D330XL	33.0	165
D344XL	34.4	172
D352XL	35.2	176
D364XL	36.4	182
D380XL	38.0	190
D384XL	38.4	192
D388XL	38.8	194
D390XL	39.0	195
D392XL	39.2	196
D434XL	43.4	217
D460XL	46.0	230
D530XL	53.0	265
D600XL	60.0	300
D710XL	71.0	355

**AVAILABLE SIZES**  
Additional lengths may be available. Contact Megadyne for sizes not listed.

DL		
Belt Type	Pitch Length (inch)	Number of Teeth
D124L	12.4	33
D135L	13.5	36
D150L	15.0	40
D173L	17.3	46
D187L	18.7	50
D202L	20.2	54
D210L	21.0	56
D225L	22.5	60
D240L	24.0	64
D255L	25.5	68
D270L	27.0	72
D285L	28.5	76
D300L	30.0	80
D322L	32.2	86
D334L	33.4	89
D345L	34.5	92
D367L	36.7	98
D390L	39.0	104
D405L	40.5	108
D412L	41.2	110
D420L	42.0	112
D450L	45.0	120
D480L	48.0	128
D510L	51.0	136
D540L	54.0	144
D600L	60.0	160
D728L	72.8	194
D817L	81.7	218

DH		
Belt Type	Pitch Length (inch)	Number of Teeth
D240H	24.0	48
D255H	25.5	51
D270H	27.0	54
D300H	30.0	60
D330H	33.0	66
D360H	36.0	72
D390H	39.0	78
D400H	40.0	80
D420H	42.0	84
D450H	45.0	90
D480H	48.0	96
D510H	51.0	102
D540H	54.0	108
D570H	57.0	114
D600H	60.0	120
D630H	63.0	126
D660H	66.0	132
D670H	67.0	134
D700H	70.0	140
D725H	72.5	145
D750H	75.0	150
D800H	80.0	160
D850H	85.0	170
D900H	90.0	180
D1000H	100.0	200
D1110H	111.0	222
D1120H	112.0	224
D1140H	114.0	228
D1150H	115.0	230
D1250H	125.0	250
D1400H	140.0	280
D1645H	164.5	329
D1700H	170.0	340





# OPEN END SYNCHRONOUS

## SINGLE SIDED TIMING BELT

- **Standard** – MXL, XL, L, H – Imperial Pitch
- **STD8** – Circular Side Tooth Profile
- **RPP** – 3M, 5M, 8M – High Torque
- **Silver3** – 3M, 5M, 8M, 14M – Extra High Torque
- **Gold2** – 8M, 14M – Super High Torque
- **Titanium** – 8M, 14M – Ultra High Torque - Carbon cord – HNBR compound

Rubber Open-End Synchronous Timing Belts are manufactured with high quality materials and a state of the art production process. Rubber Open-End Belts are especially suited for reversing drives and applications where rotational movement is transformed into linear motion and high positioning accuracy is required.

### PART NOMENCLATURE

LXL025		LRPP5M20		LSLV38M15		LTTM14M37	
<b>L</b>	= Open-end belt	<b>L</b>	= Open-end belt	<b>L</b>	= Open-end belt	<b>L</b>	= Open-end belt
<b>XL</b>	= Tooth Pitch (1/5")	<b>RPP</b>	= Parabolic Tooth Profile	<b>SLV3</b>	= Silver 3 construction	<b>TTM</b>	= Titanium construction
<b>025</b>	= Belt Width (1/4")	<b>5M</b>	= Tooth Pitch (5mm)	<b>8M</b>	= Tooth Pitch (8mm)	<b>14M</b>	= Tooth pitch (14mm)
		<b>20</b>	= Belt Width (20mm)	<b>15</b>	= Belt Width (15mm)	<b>37</b>	= Belt width (37mm)

### TECHNICAL INFO

- Applications: Automatic garage doors, automatic sliding doors, X-Y tables on tooling machines, fitness machines, printers, linear positioning systems
- Engineering Standards: Conforms to ARPM standard IP-27 and ISO 13050
- Recommended Pulleys: Use pulleys made to ARPM or ISO 13050 standards

### FEATURES & BENEFITS

- High positioning accuracy on reversing drives
- Able to cover a wide range of applications
- Low noise level due to vibration absorbing characteristic of rubber compound
- Maintenance free with long service life
- High flexibility and abrasion resistance
- Available in a wide variety of performance levels from low to ultra high torque drives

### STANDARD ROLL LENGTHS (METERS)

Belt Type/ Width Code (inch)	025	031	037	050	075	100	150	200	300
	1/4"	5/16"	3/8"	1/2"	3/4"	1.0"	1.50"	2.0"	3.0"
<b>MXL</b>	160	130	110	-	-	-	-	-	-
<b>XL</b>	50	50	50	-	-	-	-	-	-
<b>L</b>	-	-	-	50	50	70	-	-	-
<b>H</b>	-	-	-	50	50	50	50	50	50

Belt Type/ Width Code (mm)	09	10	12	15	20	21	25	30	36	37	50	55	85
	9 mm	10 mm	12 mm	15 mm	20 mm	21 mm	25 mm	30 mm	36 mm	37 mm	50 mm	55 mm	85 mm
<b>RPP3 - 3M</b>	50	-	50	50	-	-	-	-	-	-	-	-	-
<b>RPP5 - 5M</b>	50	-	50	50	50	-	50	50	-	-	-	-	-
<b>RPP8 - 8M</b>	-	50	-	50	50	-	50	50	-	-	50	-	50
<b>Silver3 - 3M</b>	-	50	-	50	50	-	50	-	-	-	-	-	-
<b>Silver3 - 5M</b>	-	50	-	50	50	-	50	50	-	-	-	-	-
<b>Silver3 - 8M</b>	-	50	-	50	50	-	50	50	-	-	-	-	-
<b>Titanium - 8M</b>	-	50	50	50	-	50	50	50	50	-	-	-	-
<b>Titanium - 14M</b>	-	-	-	50	50	-	50	-	-	50	-	-	-
<b>STD8 - 8M</b>	-	50	40	45	50	-	50	-	-	-	-	-	-




**WARNING:** This product can expose you to chemicals including carbon black, which is known to the State of California to cause cancer or birth defects or other reproductive harm. For more information visit [www.P65WARNINGS.ca.gov](http://www.P65WARNINGS.ca.gov)

### Stock Items

All items subject to minimum order quantity requirements.

POWER TRANSMISSION

SYNCHRONOUS BELTS



# DUAL SIDED OPEN END TIMING BELT

## DLL, DLH

In the past, chain was the only design option for drives requiring long spans and the capability to drive from either side of the belt. The advantages of Dual Sided Open-End synchronous belts (no lubrication, no re-tensioning, high-speed capabilities) make such drives more versatile than ever.

Dual Sided Open-End is specified "DL" and followed by a pitch and width code (e.g. DLH075 is Dual Sided 1/2" pitch, 3/4" wide). Length is specified in feet. Consult Megadyne for roll lengths. Minimum order quantity is 50 feet.

**PART NOMENCLATURE**


**DLH075**

**D** = Dual sided belt teeth  
**L** = Open-end belt  
**H** = Tooth pitch - H = 1/2"  
**075** = 075 Width code = 3/4"

### DUAL SIDED OPEN-END TIMING BELTS

Belt Type	Pitch	Width Code	Width	Max. Roll Length (ft.)
<b>DLL</b>	3/8"	050	0.50"	265
<b>DLL</b>	3/8"	075	0.75"	170
<b>DLL</b>	3/8"	100	1.0"	125
<b>DLH</b>	1/2"	050	0.50"	455
<b>DLH</b>	1/2"	075	0.75"	295
<b>DLH</b>	1/2"	100	1.0"	215
<b>DLH</b>	1/2"	150	1.5"	135
<b>DLH</b>	1/2"	200	2.0"	95

Width up to 8" available in H pitch in length up to 300 ft.  
 Other widths available upon request.  
 Lengths cut to order - 10% additional  
 Fiberglass cord tensile member  
 Temperature Range: -13 °F up to +176 °F (-25 °C up to +80 °C)

 **WARNING:** This product can expose you to chemicals including carbon black, which is known to the State of California to cause cancer or birth defects or other reproductive harm. For more information visit [www.P65WARNINGS.ca.gov](http://www.P65WARNINGS.ca.gov)

# MEGAPAINT

MEGADYNE HAS DEVELOPED A NEW TIMING BELT RANGE IN 8M AND 14M PITCHES DESIGNED FOR CONVEYOR AND TRANSFER LINES, SPECIFICALLY FOR PAINTING SYSTEMS.

Belts are silicone free and do not contain contaminants, as requested for water or solvent based paints; the purity of materials and the absence of polluting particles guarantee painted surfaces are always perfect and without any defect. Belts are delivered in a special protective package in order to guarantee complete surface purity from the manufacturing to the installation.

MEGAPAINT is available in the entire 8mm and 14mm pitch length range, minimum order quantities apply.

MEGAPAINT Synchronous Belts are specified by pitch length and tooth pitch in millimeters - Example: **248 8MPNT**



## 1. BODY COMPOUND

Belt body and backside made of NBR (Silver3 and Gold2) or HNBR (Titanium) based compound with a high purity degree and without contaminating agents.

## 2. TENSILE CORD

Cords depend on the premium belt chosen from fiber glass (Silver3) or K-glass (Gold2) or even carbon cord (Titanium), with high elastic modulus and a special surface treatment.

## 3. TOOTH FABRIC

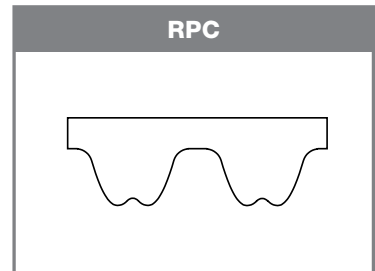
Fabric on teeth with high wear resistance, with a base treatment to protect the external surface.

### PART NOMENCLATURE:

## 248SLV3-8M50PNT

<b>248</b>	=	Pitch length (mm)
<b>SLV3</b>	=	Silver3
<b>8M</b>	=	Tooth pitch (8 mm)
<b>50</b>	=	Belt width (50 mm)
<b>PNT</b>	=	Silicone and contaminant-free construction and packaging

### RPC



### FEATURES & BENEFITS

- Silicone free and without surface impurities and contaminants, according to car manufacturers' standard and tests performed by Fraunhofer-Institut für Produktionstechnik und Automatisierung IPA
- High resistance to ozone and adequate resistance to lubricating oils
- No need at all for maintenance and lubrication
- Complete interchangeability on HTD, RPP, PGGT and PCGT pulley profiles in pitch 8M and 14M.

### TECHNICAL INFO

- Applications: Applications requiring silicone-free construction. Often used on conveyor and transfer line drives, specifically for painting systems
- Availability: Various sizes in stock. Contact Megadyne
- Working Temperature Range:
  - Silver3 and Gold2: -4 °F up to +212 °F (-20°C up to +100°C)
  - Titanium: -40 °F up to +248 °F (-40 °C up to +120 °C)
- Engineering Standards: Conforms to ARPM standard IP-27, ISO 13050
- Recommended Pulleys: Use pulleys made to ARPM or ISO 13050 standards
- Special Widths: Can be supplied in non-standard widths - available upon request



**WARNING:** This product can expose you to chemicals including carbon black, which is known to the State of California to cause cancer or birth defects or other reproductive harm. For more information visit [www.P65WARNINGS.ca.gov](http://www.P65WARNINGS.ca.gov)



# MEGAPAINT

## MEGAPAINT RANGE

MEGAPAINT are available in the whole 8M and 14M range, on demand with a minimum order quantity. Megapaint products are available in the same pitch lengths as our standard MEGASYNC™ Silver3, Gold2 and Titanium products (see the table below).

Pitch Code	Tooth Pitch (mm)	Standard Widths/Width Codes (mm)								Pitch Lengths (mm)
		20	30	40	50	55	85	115	170	
SLV3-8MPNT	8	20	30	-	50	-	85	-	-	248 thru 4400
SLV3-14MPNT	14	-	-	40	-	55	85	115	170	966 thru 4956
GLD2-8MPNT	8	20	30	-	50	-	85	-	-	248 thru 4400
GLD2-14MPNT	14	-	-	40	-	55	85	115	170	966 thru 4956
TTM8PNT	8	20	30	-	50	-	85	-	-	248 thru 4400
TTM14PNT	14	-	-	40	-	55	85	115	170	966 thru 4956

Standard widths shown. Can be cut to non-standard widths.

### 8M AND 14M RANGE FOR MEGAPAINT SILVER3, GOLD2, TITANIUM

8MPNT			8MPNT			14MPNT			14MPNT		
Belt Type	Pitch length (mm)	Number of Teeth	Belt Type	Pitch length (mm)	Number of Teeth	Belt Type	Pitch length (mm)	Number of Teeth	Belt Type	Pitch length (mm)	Number of Teeth
248 8MPNT	248	31	1080 8MPNT	1080	135	966 14MPNT	966	69	3150 14MPNT	3150	225
288 8MPNT	288	36	1120 8MPNT	1120	140	994 14MPNT	994	71	3304 14MPNT	3304	236
320 8MPNT	320	40	1160 8MPNT	1160	145	1092 14MPNT	1092	78	3360 14MPNT	3360	240
352 8MPNT	352	44	1200 8MPNT	1200	150	1106 14MPNT	1106	79	3500 14MPNT	3500	250
360 8MPNT	360	45	1224 8MPNT	1224	153	1120 14MPNT	1120	80	3850 14MPNT	3850	275
376 8MPNT	376	47	1280 8MPNT	1280	160	1190 14MPNT	1190	85	3920 14MPNT	3920	280
384 8MPNT	384	48	1352 8MPNT	1352	169	1260 14MPNT	1260	90	4326 14MPNT	4326	309
408 8MPNT	408	51	1424 8MPNT	1424	178	1288 14MPNT	1288	92	4410 14MPNT	4410	315
416 8MPNT	416	52	1440 8MPNT	1440	180	1344 14MPNT	1344	96	4578 14MPNT	4578	327
424 8MPNT	424	53	1464 8MPNT	1464	183	1400 14MPNT	1400	100	4956 14MPNT	4956	354
456 8MPNT	456	57	1512 8MPNT	1512	189	1442 14MPNT	1442	103			
480 8MPNT	480	60	1584 8MPNT	1584	198	1512 14MPNT	1512	108			
536 8MPNT	536	67	1600 8MPNT	1600	200	1568 14MPNT	1568	112			
544 8MPNT	544	68	1680 8MPNT	1680	210	1610 14MPNT	1610	115			
560 8MPNT	560	70	1760 8MPNT	1760	220	1750 14MPNT	1750	125			
600 8MPNT	600	75	1800 8MPNT	1800	225	1764 14MPNT	1764	126			
608 8MPNT	608	76	1904 8MPNT	1904	238	1778 14MPNT	1778	127			
632 8MPNT	632	79	2000 8MPNT	2000	250	1848 14MPNT	1848	132			
640 8MPNT	640	80	2200 8MPNT	2200	275	1890 14MPNT	1890	135			
680 8MPNT	680	85	2240 8MPNT	2240	280	1904 14MPNT	1904	136			
720 8MPNT	720	90	2272 8MPNT	2272	284	1960 14MPNT	1960	140			
760 8MPNT	760	95	2400 8MPNT	2400	300	2100 14MPNT	2100	150			
800 8MPNT	800	100	2520 8MPNT	2520	315	2240 14MPNT	2240	160			
840 8MPNT	840	105	2600 8MPNT	2600	325	2310 14MPNT	2310	165			
880 8MPNT	880	110	2800 8MPNT	2800	350	2380 14MPNT	2380	170			
896 8MPNT	896	112	2840 8MPNT	2840	355	2450 14MPNT	2450	175			
920 8MPNT	920	115	3048 8MPNT	3048	381	2520 14MPNT	2520	180			
960 8MPNT	960	120	3200 8MPNT	3200	400	2590 14MPNT	2590	185			
976 8MPNT	976	122	3280 8MPNT	3280	410	2660 14MPNT	2660	190			
1000 8MPNT	1000	125	3600 8MPNT	3600	450	2800 14MPNT	2800	200			
1040 8MPNT	1040	130	4000 8MPNT	4000	500	2968 14MPNT	2968	212			
1064 8MPNT	1064	133	4400 8MPNT	4400	550	3136 14MPNT	3136	224			

**NEW SIZES LISTED IN RED**

SYNCHRONOUS BELTS



**WARNING:** This product can expose you to chemicals including carbon black, which is known to the State of California to cause cancer or birth defects or other reproductive harm. For more information visit [www.P65WARNINGS.ca.gov](http://www.P65WARNINGS.ca.gov)

# RPP®-STEEL OPEN-END

## SYNCHRONOUS 8M, 14M

This new generation of open-end synchronous belt is made with a high-performance EPDM based rubber compound in an innovative production process allowing it to withstand abrasion, extreme temperatures, and chemically aggressive environments. Available in 8M and 14M pitches, RPP-Steel is enhanced with high strength steel cord reinforcement to provide maximum load resistance and is interchangeable with existing drives and pulleys.

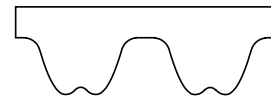


### PART NOMENCLATURE

#### LRPP8S-20

- L** = Open-end belt
- RPP** = RPP® Parabolic tooth profile
- 8** = Tooth pitch (8 mm)
- S** = Steel cord
- 20** = Belt width (20 mm)

### RPP



### FEATURES & BENEFITS

- High Strength Steel Cord: Guarantees limited elongation compared to fiberglass and aramid
- Hi-Performance EPDM Compound: Withstands chemically aggressive environments
- Parabolic Tooth Profile:
  - 8M - Complete interchangeability on RPP and HTD® Profile pulleys
  - 14M - Complete interchangeability on RPP, HTD Profile and Poly Chain® pulleys

### TECHNICAL INFO

- Applications: Heavy Lifting systems, applications requiring limited belt elongation and applications where polyurethane is limited by environmental factors such as noise and temperature
- Availability: Made-to-Order, Non-Stock
- Temperature Range: -13 °F up to +185 °F (-25 °C up to +85 °C)
- Engineering Standards: Conforms to ARPM IP-27 and ISO 13050 standards
- Recommended Pulleys: Use pulleys made to ARPM/ISO standards

**1. COMPOUND**  
EPDM based - 89 Shore A

**2. CORD**  
High strength/high modulus steel, S+Z twist

**3. TOOTH COVER**  
Specially treated nylon fabric to reduce friction and pulley wear

**4. GROUND BACK**  
Unlike most competitors, backside of the belt is precision ground for uniform thickness to ensure smooth, vibration-free operation

### RPP-STEEL OPEN END

Belt Type	Pitch (mm)	Tooth Profile	Standard Widths (mm)					Standard Roll Length (meter)
			10	15	20	30	50	
LRPP8S	8	RPP	10	15	20	30	50	30
LRPP14S	14	RPP	25	40	55	85	-	30

Contact Megadyne for availability



**WARNING:** This product can expose you to chemicals including carbon black, which is known to the State of California to cause cancer or birth defects or other reproductive harm. For more information visit [www.P65WARNINGS.ca.gov](http://www.P65WARNINGS.ca.gov)



# SPECIAL CONSTRUCTION

Many special constructions for synchronous belts are available. All special constructions are fully molded (not glued-on) layers. Contact us with your special needs.

NON-MARKING CHLOROPRENE	
Specially formulated for non-marking of product throughout the conveying process	
Compound Color	Durometer (Hardness)
Pink	70
Gray (*50 only)	50* & 70
White	40
Yellow*	40*
Black	50
Blue FDA**	65**
* Construction requires a black 70 durometer chloroprene underply on top of base belt	
**Does not imply FDA approved. Reference to FDA means raw materials used to produce compound comply with US Code of Federal Regulations Title 21, Part 177.2600.	

NON-MARKING LATEX	
Formulated for extremely high coefficient of friction. Ideal for conveying and incline applications	
Compound Color	Durometer (Hardness)
Red	40
Yellow	40
Black	60
Latex compounds are non-marking	
Latex compounds are dual durometer and require a black 70 durometer chloroprene underply	

ADDITIONAL OPTIONS			
Option	Compound Color	Durometer	Features & Benefits
Anti-Static Compound	Black	70	For use in applications where static build-up and discharge could damage electrical components
Extra Backing	Black	70	Additional thickness of standard black chloroprene
			Also used as a foundation for secondary shaping/machining of belt back
			Available with any compound
			Normally limited to 1/2" overall thickness
Tensile Members - Special Tracking Construction			Fiberglass cord with alternate S&Z twist is standard. For right or left hand tracking characteristics, S-Twist or Z-Twist construction is available.
Dual Durometer constructions cannot be made to std. belt thickness. A minimum of 1/16" extra backing is required.			
Grinding Capability = Class 1 +/- .005"			
Belt Sleeve Cutting/Custom Widths - All of our ribbed, banded and synchronous belting products are stocked in sleeve form. This allows for maximum flexibility when it comes to your urgent requests. From the sleeve stock, we can cut to conventional industry standard dimensions or special, non-stock, custom widths			
Custom Branding and part numbers are also an option for most products.			

## SPECIAL WIDTHS AND CUSTOM BRANDING

SYNCHRONOUS BELTS

MEGADYNE stocks a large inventory of ribbed, banded and synchronous belting products in sleeve form.

This allows for maximum flexibility when it comes to your urgent requests. From this sleeve stock, we can cut to conventional industry standard dimensions or special non-stock belt widths. We quickly measure and execute your exact request. This can also include custom branding and/or including your part number. Contact Megadyne for any special width or branding needs.





# MADE TO ORDER

## SPECIAL PRODUCTS


Below are a few examples of the many custom synchronous rubber belts we can supply. Belts are non-stock and made-to-order.




TYPE	DESCRIPTION	FEATURES/BENEFITS
<b>LT</b>	<b>Low Temperature</b> - Synchronous RPP 8M pitch belt for low temperature applications	<ul style="list-style-type: none"> <li>Capable of full power operation to -40° F.</li> </ul>
<b>HTG</b>	<b>High-Temperature Gray</b> - Non-Marking - Synchronous RPP 8M and H pitch belt for use on paper transfer machinery	<ul style="list-style-type: none"> <li>Heat resistant up to 320° F.</li> <li>Non-Marking, Gray HNBR compound</li> </ul>
<b>LN1</b>	<b>Low Noise</b> - Synchronous RPP8 pitch for applications where minimum drive noise is critical	<ul style="list-style-type: none"> <li>Eliminates noise on low speed/ high tension drives such as exercise equipment</li> </ul>
<b>HT</b>	<b>High Temperature</b> - Synchronous belt for use in high temperature applications	<ul style="list-style-type: none"> <li>Effective up to 275° F</li> <li>Available in RPP8 &amp; H Pitch</li> </ul>
<b>HTX</b>	<b>High Temp Conveyor</b> - Synchronous Non-Marking Blue Silicone RPP5M pitch - ideal for glass industry	<ul style="list-style-type: none"> <li>Heat resistant up to 345° F</li> <li>Designed for use on conveyor systems</li> </ul>
<b>BLUE GRIP</b>	<b>Silicone-Free Conveyor/Transfer</b> - Blue, Non-marking, abrasion resistant compound	<ul style="list-style-type: none"> <li>Available in L, H &amp; T pitch</li> <li>Variable extra thickness upon request</li> </ul>



**LOW TEMPERATURE**



**HIGH TEMPERATURE  
NON-MARKING**



**LOW NOISE**



**HIGH TEMPERATURE**



**EXTRA HIGH TEMPERATURE  
NON-MARKING**




**CONVEYOR/TRANSFER**

SYNCHRONOUS BELTS



**WARNING:** This product can expose you to chemicals including carbon black, which is known to the State of California to cause cancer or birth defects or other reproductive harm. For more information visit [www.P65WARNINGS.ca.gov](http://www.P65WARNINGS.ca.gov)

POWER TRANSMISSION



# ROLLER MILL BELTS

## SINGLE OR DUAL SIDED SYNCHRONOUS BELTS

Roller mill machines are widely used in food-processing industries for various applications such as grinding grains and barley to make bread, flour and beer. These machines may also be used to produce a variety of powders and chemical products.

Megadyne Dual Sided Roller Mill Belts are used in roller mills (food, corn, fruit, rice, flour, etc.) where the backside pulley has a reverse direction and relative slippage is necessary when the rolls are jammed.

Roller Mill Belts are available with either Synchronous (8M, STD8 or 14M) on one side and Poly-V (PV-K or PV-L) on the other, dual-sided synchronous or dual-sided ribbed (PV-L). The ribbed profile allows functional slippage under jamming conditions and absorbs resulting torque spikes.

**PART NOMENCLATURE SYNCHRONOUS + PV**



**RPP2100-14M-24PK**

**RPP** = Tooth profile (synchronous side)  
**2100** = Belt pitch length (mm)  
**14M** = 14mm tooth pitch (synchronous side)  
**24PK** = 24 ribs, PV-K section (poly-v side)

**PART NOMENCLATURE DUAL SIDED PV-L**

**DD825L22**

**DD** = Dual sided belt (PV-L both sides)  
**825** = 82.5 inch Effective Length  
**L** = PV-L, rib pitch (4.7mm/0.092")  
**22** = 22 ribs wide



SYNCHRONOUS BELTS

ROLLER MILL BELTS - SINGLE OR DUAL SIDED						
Belt Type	Tooth Pitch (mm)	Rib Pitch (mm)	Maximum Width (mm)	Maximum Pitch Length (mm)	Maximum number of ribs	Belt Availability
Synchronous with PV back	8	3.56 (PV-K)	500	4400	-	Made To Order
	14	4.70 (PV-L)	500	4956	-	Made To Order
Dual Sided Synchronous	8	-	250	4400	-	Made To Order
	14	-	285	4956	-	Made To Order
Dual Sided PV	-	3.56 (PV-K)	500	5000	140	Made To Order
	-	4.70 (PV-L)	500	500	106	Made to Order

**Temperature Range: -13 °F up to +185 °F (-25 °C up to +85 °C)**



POWER TRANSMISSION

**WARNING:** This product can expose you to chemicals including carbon black, which is known to the State of California to cause cancer or birth defects or other reproductive harm. For more information visit [www.P65WARNINGS.ca.gov](http://www.P65WARNINGS.ca.gov)



# ROLLER MILL BELTS

## SYNCHRONOUS BELTS



### SYNCHRONOUS WITH PV BACK

The powerful solution. When both slippage and power are required, this is the best solution. Synchronous side available in either RPP or STD profiles. Ribbed side available in either PV-L or PV-K profiles.

### DUAL SIDED SYNCHRONOUS

The standard solution. A complete range of belts, available in either RPP or STD profiles. May be manufactured in different structures as needed.

### DUAL SIDED POLY-V

The silent solution. For applications where slippage is the name of the game and noise needs to be limited. Available in either PV-L or PV-K profiles.

## COMMONLY USED ROLLER MILL BELTS

Item Code	Description	No. of Ribs	Length (mm)	Commonly Used Sets
<b>SYNCHRONOUS WITH PV BACK</b>				
1760RPPV43	1760 RPP8 PK 12 PV BACK	12	1760	SET OF 3
2000RPPV43	2000 RPP8 PK 12 PV BACK	12	2000	SET OF 3
2400RPPV43	2400 RPP8 PK12 PV BACK	12	2400	SET OF 3
1552STD8PVK16SL	1552 STD8 PK 16 PV BACK SUPER	16	1552	SET OF 2
1552STD8PVK30SL	1552 STD8 PK 30 PV BACK	30	1552	-
1552STD8PVK32SL	1552 STD8 PK 32 PV BACK	32	1552	-
1778RPP14PV43	1778 RPP14 PK 12 PV BACK	12	1778	SET OF 3
1760PLUS8PVK12	1760 SLV8 PK 12 PV BACK PLUS	12	1760	SET OF 3
1760PLUS8PVK16	1760 SLV8 PK 16 PV BACK PLUS	16	1760	SET OF 2
1760PLUS8PVK28	1760 SLV8 PK 28 PV BACK PLUS	28	1760	-
1760PLUS8PVK36	1760 SLV8 PK 36 PV BACK PLUS	36	1760	-
1800PLUS8PVK16	1800 SLV8 PK 16 PV BACK PLUS	16	1800	-
2000SLV8PVK12	2000 SLV8 PK 12 PV BACK	12	2000	SET OF 3
2400PLUS8PVK12	2400 SLV8 PK 12 PV BACK PLUS	12	2400	SET OF 2
2400PLUS8PVK36	2400 SLV8 PK 36 PV BACK PLUS	36	2400	-
1610SLV14PVK24	1610 SLV14 PK 24 PV BACK	24	1610	-
1610SLV14PVK36	1610 SLV14 PK 36 PV BACK	36	1610	-
1764SLV14PVL12SCA	1764 SLV14 PL 12 PV BACK R0068	12	1764	SET OF 2
1764SLV14PVK12	1764 SLV14 PK 12 PV BACK	12	1764	SET OF 3
1778PLUS14PVK12	1778 SLV14 PK 12 PV BACK PLUS	12	1778	SET OF 3
1890PLUS14PVK12	1890 SLV14 PK 12 PV BACK PLUS	12	1890	SET OF 3
1890PLUS14PVK24	1890 SLV14 PK 24 PV BACK PLUS	24	1890	-
1764PTH14PVK12	1764 GLD14 PK 12 PV BACK	12	1764	SET OF 3
2400GLD8PVK12SCA	2400 GLD8 PK 12 PV BACK GLD R0069	12	2400	SET OF 2
<b>DUAL SIDED SYNCHRONOUS</b>				
1778SLV14M60DDS	1778 SLV14 DD 60 - 60 mm WIDTH	-	1778	SET OF 2
1778SLV14M75DD	1778 SLV14 DD 75 - 75 mm WIDTH	-	1778	-
<b>DUAL SIDED PV</b>				
18-1657/2	PV BELT PL DD 1765 18-1657/2	22	1765	-
18-9525/2	PV BELT PL DD 1765 18-9525/2	26	1765	-

SYNCHRONOUS BELTS



**WARNING:** This product can expose you to chemicals including carbon black, which is known to the State of California to cause cancer or birth defects or other reproductive harm. For more information visit [www.P65WARNINGS.ca.gov](http://www.P65WARNINGS.ca.gov)

POWER TRANSMISSION

# MOLDED ENDLESS PU

MEGAPOWER MXL, XL, L, H, T2, T2.5

MEGAPOWER2 T5, T5DL, T10, T10DL, AT5, AT10

Megadyne manufactures Megapower2 PU Timing Belts for power transmission, positioning and conveying applications. Megapower2 power transmission belts are molded in grey/green color, 88 Shore A thermoset PU and reinforced with zinc coated steel cords. Alternative cords, such as high power steel (HP), high flex steel (HF) and high power/high flex steel (HPF), Kevlar, stainless steel, fiberglass and polyester are considered specials and can be made with justified quantities.

## MEGAPOWER2 BELT TYPES

- Imperial
- Metric T
- Metric T Dual Sided
- Metric AT
- MXL
- XL
- L
- H


## MECHANICAL AND CHEMICAL CHARACTERISTICS

- Stable dimensions
- High strength imperial and metric pitches
- Standard and FDA urethane
- Single and dual sided constructions
- Low installation tension.
- Low noise
- Excellent abrasion and chemical resistance
- Aging, hydrolysis and ozone resistant
- Working temperature -25 °C up to +80 °C (-13 °F up to +176 °F)
- Linear speeds up to 20 m/s
- Engineering Standards: Conforms to ARPM IP-27 and ISO 13050 standards
- Recommended Pulleys: Use pulleys made to ARPM/ISO standards

## OTHER MOLDED URETHANE BELTS

- Mini Pitch urethane belts with Kevlar® cords
- Mini, Imperial, and Metric pitch belts with integral molded profiles
- Single, dual and Tri durometer special handling timing belts
- Single, dual and tri durometer flat belts
- Durometers from 40 to 85A
- FDA urethane available (consult Megadyne)
- Special colors available
- Belts slit to width
- Spin cast covers can be added

Additionally, Megadyne offers single, dual and tri-durometer belts in various colors and hardness ranges from 40 to 85 Shore A. Belts can also be molded with integrated cleats and other shapes for product handling and linear actuation applications.



## POPULAR INDUSTRY APPLICATIONS:



COMMERCIAL & DOMESTIC APPLIANCES



ROBOTIC



FOOD



MACHINE TOOLS



MATERIAL HANDLING






MEDICAL INDUSTRY




PACKAGING



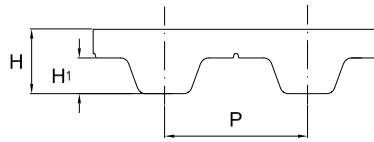
PAPER & PRINT





# MEGAPOWER2

IMPERIAL MXL, XL, L, H



**OPTIONS:**

- Extra PU backing
- Cover Side Machined Modifications
- Tooth Side Machined Modifications
- Alternative colors and/or hardness - consult Megadyne
- Belts slit to width
- Spin cast covers can be added to single sided belts

**PART NOMENCLATURE:**

**MPW440MXL025**

**MPW** = Megapower  
**440** = Pitch length (hundredths of an inch = 35.2")  
**MXL** = Trapezoidal Tooth profile with 0.080" pitch  
**025** = Belt width (tenths of an inch = 1/4")

**PART NOMENCLATURE:**

**MPW320XL037**

**MPW** = Megapower  
**320** = Pitch length (tenths of an inch = 32.0")  
**XL** = Trapezoidal Tooth profile with 0.050" pitch  
**037** = Belt width (tenths of an inch = 3/8")

all Imperial pitch lengths except MXL are designated in tenths of an inch

TYPE	BELT PITCH (P)	OVERALL THICKNESS (H/HT)	TOOTH HEIGHT (H <sup>1</sup> )	NO. OF BELT TEETH		CORD OPTIONS								MINIMUM PULLEY TEETH (Z) BY CORD TYPE	MINIMUM PULLEY TEETH/IDLER DIAMETER		
						Z MIN.		OUTSIDE IDLER (INCH)	INSIDE IDLER (INCH)								
	INCH	INCH	INCH	MIN	MAX	STANDARD CORD	HIGH FLEX	HIGH POWER	HIGH POWER FLEX	KEVLAR	FIBERGLASS	STAINLESS	POLYESTER				
<b>MXL</b>	.080"	.047"	.020"	55	485	Steel	NS	NS	NS	Yes	NS	NS	Yes	Steel	10	.708	.787
														Kevlar	12	.787	.787
<b>XL</b>	0.200"	.090"	.050"	30	283	Steel	NS	NS	NS	Yes	Yes	NS	Yes	Steel	10	1.18	1.18
														Kevlar	10	1.18	.787
														Fiberglass	13	1.38	1.38
														Stainless	13	1.38	1.38
														Steel	15	2.36	2.36
<b>L</b>	0.375"	.141"	.074"	23	160	Steel	NS	NS	NS	Yes	Yes	NS	Yes	Kevlar	15	2.36	2.36
														Fiberglass	18	2.56	2.56
														Stainless	18	2.56	2.56
														Steel	14	3.15	2.36
<b>H</b>	0.50"	.169"	.090"	46	102	Steel	NS	NS	NS	NS	Yes	Yes	Yes	Kevlar	14	3.15	2.36
														Fiberglass	18	3.54	2.56
														Stainless	18	3.15	2.56

- Standard compound = Thermoset polyurethane
- Compound hardness = 88 Shore A
- Standard color = gray / green
- Alternative colors and/or hardness - consult Megadyne
- Standard cord = steel
- Contact Megadyne for specific belt size requirements

- Belt width = We slit to any requested width
- NS = Non-Standard - Consult Megadyne for availability
- For additional details, request the Megapower Technical Catalog
- High Power, High Flex and High Power Flex are steel cord
- All items subject to minimum order quantity

SYNCHRONOUS BELTS



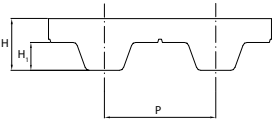
# MEGAPOWER2

METRIC SINGLE & DUAL (DL) SIDED T2.5, T5, T5-DL, T10, T10-DL, AT5, AT10

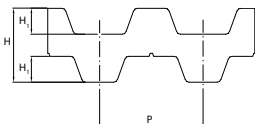
**OPTIONS:**

- Integrated & Mechanical Cleats
- Cover side machined modifications
- Tooth side machined modifications
- Alternative colors and/or hardness

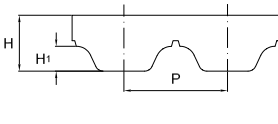
**T2.5 - T5 - T10**



**T5 DL - T10 DL**



**AT5 - AT10**



TYPE	BELT PITCH (P) MM	OVERALL THICKNESS (H) MM	TOOTH HEIGHT (H1) MM	NUMBER OF BELT TEETH		CORD OPTIONS							MINIMUM PULLEY TEETH (Z) BY CORD TYPE	MINIMUM PULLEY TEETH/IDLER DIAMETER		
						MIN	MAX	STANDARD CORD	HIGH FLEX	HIGH POWER	HIGH POWER FLEX	KEVLAR		FIBERGLASS	STAINLESS	Z MIN.
T2.5	2.5	1.3	0.7	48	474	Steel	NS	Yes	NS	Yes	NS	Yes	Steel	10	18	20
						HP							HP	15	30	30
						Kevlar							Kevlar	12	20	20
T5	5.0	2.2	1.2	24	391	Steel	Yes	Yes	Yes	Yes	Yes	NS	Steel	10	30	30
						High Flex							High Flex	10	30	30
						High Power							High Power	15	40	60
						Hi-Power Flex							Hi-Power Flex	12	30	30
						Kevlar							Kevlar	12	30	30
						Fiberglass							Fiberglass	15	40	40
						Stainless							Stainless	15	40	40
T5-DL	5.0	3.4	1.2	82	220	Steel	Yes	NS	Yes	Yes	Yes	Yes	Steel	10	30	30
						High Flex							High Flex	10	30	30
						Kevlar							Kevlar	12	30	30
						Stainless							Stainless	15	40	40
T10	10.0	4.5	2.5	26	225	Steel	Yes	Yes	Yes	Yes	Yes	Yes	Steel	12	60	60
						High Flex							High Flex	12	50	50
						High Power							High Power	15	100	100
						Hi-Power Flex							Hi-Power Flex	14	80	80
						Kevlar							Kevlar	15	60	60
						Fiberglass							Fiberglass	15	70	70
						Stainless							Stainless	15	70	70
T10-DL	10.0	7.0	2.5	26	188	Steel	Yes	NS	Yes	Yes	NS	Yes	Steel	12	60	60
						High Flex							High Flex	12	50	50
						Kevlar							Kevlar	15	60	60
						Stainless							Stainless	15	70	70
AT5	5.0	2.7	1.2	45	400	Steel	Yes	Yes	Yes	Yes	NS	Yes	Steel	15	60	25
						High Flex							High Flex	12	40	25
						High Power							High Power	25	60	40
						Hi-Power Flex							Hi-Power Flex	20	40	40
						Kevlar							Kevlar	15	60	25
						Stainless							Stainless	15	65	60
AT10	10.0	4.5	2.5	37	194	Steel	Yes	Yes	Yes	Yes	NS	Yes	Steel	15	120	50
						HF							HF	15	80	50
						HP							HP	25	150	80
						HPF							HPF	16	100	60
						Kevlar							Kevlar	15	120	50
Stainless							Stainless	19	110	110						

SYNCHRONOUS BELTS

- Standard compound = Thermoset polyurethane
- Compound hardness = 88 Shore A
- Standard color = gray / green
- Alternative colors and or hardness - consult Megadyne
- Standard cord = steel

- Contact Megadyne for specific belt size requirements
- Belt width = We slit to any request-ed width
- NS = Non-Standard - Consult Megadyne for availability
- For additional details, request the

- Megapower2 Technical Catalog
- High Power, High Flex and High Power flex are steel cord
- All items subject to minimum order quantity



# MEGAPOWER2

## AVAILABLE LENGTHS

TYPE	TOOTH PITCH	PITCH LENGTH
	(MM)	(MM)
<b>T2</b>		
T2	2	180
T2	2	200
T2.5		
T2.5	2.5	120
T2.5	2.5	145
T2.5	2.5	160
T2.5	2.5	177.5
T2.5	2.5	180
T2.5	2.5	182.5
T2.5	2.5	200
T2.5	2.5	210
T2.5	2.5	230
T2.5	2.5	245
T2.5	2.5	265
T2.5	2.5	277.5
T2.5	2.5	285
T2.5	2.5	290
T2.5	2.5	305
T2.5	2.5	317.5
T2.5	2.5	330
T2.5	2.5	342.5
T2.5	2.5	380
T2.5	2.5	420
T2.5	2.5	480
T2.5	2.5	500
T2.5	2.5	540
T2.5	2.5	600
T2.5	2.5	620
T2.5	2.5	650
T2.5	2.5	680
T2.5	2.5	700
T2.5	2.5	780
T2.5	2.5	880
T2.5	2.5	915
T2.5	2.5	950
T2.5	2.5	1185
<b>T2.5 Dual Sided</b>		
T2.5DD	2.5	457.5
<b>T5 Dual Sided</b>		
T5DD	5	410
T5DD	5	460
T5DD	5	515
T5DD	5	525
T5DD	5	550
T5DD	5	590
T5DD	5	620
T5DD	5	685
T5DD	5	700
T5DD	5	750
T5DD	5	815
T5DD	5	840
T5DD	5	860
T5DD	5	940
T5DD	5	1100
<b>T5</b>		
T5	5	120
T5	5	150
T5	5	165
T5	5	180

TYPE	TOOTH PITCH	PITCH LENGTH
	(MM)	(MM)
T5	5	185
T5	5	200
T5	5	210
T5	5	215
T5	5	220
T5	5	225
T5	5	245
T5	5	250
T5	5	255
T5	5	260
T5	5	270
T5	5	275
T5	5	280
T5	5	295
T5	5	300
T5	5	305
T5	5	330
T5	5	340
T5	5	350
T5	5	355
T5	5	365
T5	5	375
T5	5	390
T5	5	395
T5	5	400
T5	5	410
T5	5	420
T5	5	425
T5	5	440
T5	5	445
T5	5	450
T5	5	455
T5	5	460
T5	5	475
T5	5	480
T5	5	500
T5	5	510
T5	5	515*
T5	5	525
T5	5	545
T5	5	550
T5	5	560*
T5	5	575
T5	5	590
T5	5	600
T5	5	610
T5	5	620
T5	5	630
T5	5	640
T5	5	650
T5	5	66
T5	5	675
T5	5	690
T5	5	700
T5	5	720
T5	5	725
T5	5	750
T5	5	765
T5	5	780
T5	5	800
T5	5	815
T5	5	830
T5	5	840

TYPE	TOOTH PITCH	PITCH LENGTH
	(MM)	(MM)
T5	5	850
T5	5	860
T5	5	885
T5	5	900
T5	5	920
T5	5	940
T5	5	990
T5	5	1000
T5	5	1075
T5	5	1100
T5	5	1130
T5	5	1160
T5	5	1200
T5	5	1215
T5	5	1275
T5	5	1280
T5	5	1315
T5	5	1350
T5	5	1355
T5	5	1380
T5	5	1440
T5	5	1470
T5	5	1500
T5	5	1580
T5	5	1690
T5	5	1955
<b>T10</b>		
T10	10	260
T10	10	320
T10	10	340
T10	10	370
T10	10	390
T10	10	400
T10	10	410
T10	10	440
T10	10	450
T10	10	480
T10	10	500
T10	10	530
T10	10	550
T10	10	560
T10	10	600*
T10	10	610
T10	10	630*
T10	10	650
T10	10	660
T10	10	680
T10	10	690
T10	10	700
T10	10	720*
T10	10	730
T10	10	750
T10	10	780
T10	10	800
T10	10	810
T10	10	840
T10	10	850
T10	10	880
T10	10	890
T10	10	900*
T10	10	910
T10	10	920*

TYPE	TOOTH PITCH	PITCH LENGTH
	(MM)	(MM)
T10	10	950
T10	10	960
T10	10	970
T10	10	980
T10	10	1000
T10	10	1010
T10	10	1050
T10	10	1080
T10	10	1100
T10	10	1110
T10	10	1140
T10	10	1150
T10	10	1200
T10	10	1210
T10	10	1240
T10	10	1250
T10	10	1300
T10	10	1320
T10	10	1350
T10	10	1390
T10	10	1400
T10	10	1420
T10	10	1440
T10	10	1450
T10	10	1460
T10	10	1500
T10	10	1560
T10	10	1600
T10	10	1610
T10	10	1700
T10	10	1750
T10	10	1780
T10	10	1800
T10	10	1880
T10	10	1960
T10	10	2250
<b>T10 Dual Sided</b>		
T10DD	10	260
T10DD	10	530
T10DD	10	630
T10DD	10	660
T10DD	10	700
T10DD	10	720
T10DD	10	800
T10DD	10	840
T10DD	10	900
T10DD	10	920
T10DD	10	980
T10DD	10	1010
T10DD	10	1100
T10DD	10	1150
T10DD	10	1210
T10DD	10	1240
T10DD	10	1250
<b>AT5</b>		
AT5	5	225
AT5	5	255
AT5	5	275
AT5	5	280
AT5	5	300
AT5	5	330
AT5	5	340

\* Available also Without Gap

POWER TRANSMISSION

SYNCHRONOUS BELTS



# MEGAPOWER2

## AVAILABLE LENGTHS

TYPE	TOOTH PITCH	PITCH LENGTH
	(MM)	(MM)
AT5	5	375
AT5	5	390
AT5	5	420
AT5	5	450
AT5	5	455
AT5	5	480
AT5	5	500
AT5	5	525
AT5	5	545
AT5	5	600
AT5	5	610
AT5	5	620
AT5	5	630
AT5	5	660
AT5	5	670
AT5	5	710
AT5	5	720
AT5	5	750
AT5	5	780
AT5	5	825
AT5	5	860
AT5	5	975
AT5	5	1050
AT5	5	1125
AT5	5	1500
AT5	5	2000

TYPE	TOOTH PITCH	PITCH LENGTH
	(MM)	(MM)
AT10	10	1350
AT10	10	1360
AT10	10	1400
AT10	10	1420
AT10	10	1480
AT10	10	1500
AT10	10	1600
AT10	10	1630
AT10	10	1700
AT10	10	1720
AT10	10	1800
AT10	10	1860
AT10	10	1940

AT10		
AT10	10	370
AT10	10	500
AT10	10	560
AT10	10	580
AT10	10	600
AT10	10	610
AT10	10	630
AT10	10	660
AT10	10	700
AT10	10	730
AT10	10	780
AT10	10	800
AT10	10	810
AT10	10	840
AT10	10	880
AT10	10	890
AT10	10	920
AT10	10	960
AT10	10	980
AT10	10	1000
AT10	10	1010
AT10	10	1050
AT10	10	1080
AT10	10	1100
AT10	10	1150
AT10	10	1190
AT10	10	1200
AT10	10	1210
AT10	10	1220
AT10	10	1230
AT10	10	1240
AT10	10	1250
AT10	10	1280
AT10	10	1300
AT10	10	1320

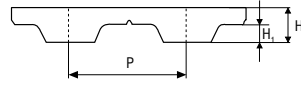
SYNCHRONOUS BELTS



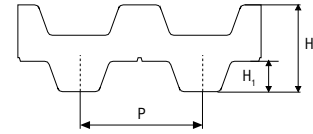
# MEGAPOWER

## METRIC FC - FOOD CONTACT

### MEGAPOWER FC SINGLE SIDED



### MEGAPOWER FC DUAL SIDED



Megapower FC is a molded endless urethane belt designed for use in the food industry.

#### OPTIONS:

- Dual sided T5 & T10
- Consult Megadyne for convey side backings
- Profiles (tooling necessary)

TYPE	BELT PITCH (P) MM	OVERALL THICKNESS (H) MM	TOOTH HEIGHT (H <sub>1</sub> ) MM	MAX BELT WIDTH MM	MINIMUM PULLEY TEETH (Z) BY CORD TYPE	MINIMUM PULLEY TEETH/IDLER DIAMETER		
						Z MIN.	OUTSIDE IDLER (MM)	INSIDE IDLER (MM)
L	9.525	3.6	1.9	Consult Megadyne	Stainless	18	65	65
H	12.7	4.3	2.3		Stainless	18	80	65
T5	5	2.2	1.5		Stainless	15	40	40
T5DD	5	3.4	1.2*		Stainless	15	40	30
T10	10	4.5	2.5		Stainless	15	70	70
T10DD	10	7.0	2.5*		Stainless	15	70	70
AT10	10	4.5	2.5		Stainless	19	110	110

- \* Drive side
- Standard compound = Thermoplastic polyurethane (TPU) meeting EU regulations 1935/2004, EU 10/2011 and EU 174/2015
- Compound hardness = 88 Shore A
- Standard color = Dark blue

- Standard cord = stainless steel
- Standard compound designed for use in humid and wet applications
- For additional details, request the Megapower Technical Catalog
- All items subject to minimum order quantity



# V-BELTS

# FRACTIONAL HORSEPOWER

## (FHP) 3L SECTION

Fractional Horsepower (FHP) V-Belts are ideal for HVAC equipment, appliances, outdoor power equipment, lawn & garden, and various industrial applications. Generally, 3L FHP belts are used individually on drives of 1 horsepower or less. See Classical Multi-Plus belts for 4L and 5L belts.

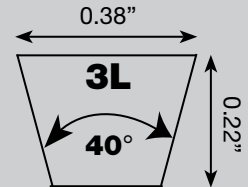


### PART NOMENCLATURE

#### 3L130

- 3** = top width in eighths of an inch = 3/8"
- L** = Light Duty (FHP)
- 130** = outside length in tenths of an inch = 13.0"

### BELT CROSS SECTION



- 1. COMPOUND**  
Styrene Butadiene Rubber
- 2. CORD**  
Polyester
- 3. COVER**  
Cotton/polyester blend

### FEATURES & BENEFITS

- Oil & Heat Resistant: Durability in tough environments
- Flexibility: Ideal for use with backside idlers
- Static Dissipating: Safe operation in potentially dangerous atmosphere

### TECHNICAL INFO

- Applications: HVAC Equipment, Lawn & Garden, Appliances, General Industry
- Engineering Standards: Conforms to ARPM standard IP-23
- Temperature Range: -22 °F up to +176 °F (-30 °C up to +80 °C)
- Recommended Pulleys: Use pulleys made to ARPM standards
- *Note: Effective length is approximately equal to outside length*

3L - AVAILABLE SIZES		
Belt Number	Outside Length (inch)	Approx. Weight (lbs.)
3L130	13.0	0.04
3L140	14.0	0.04
3L150	15.0	0.04
3L160	16.0	0.04
3L170	17.0	0.06
3L180	18.0	0.06
3L190	19.0	0.06
3L200	20.0	0.07
3L210	21.0	0.07
3L220	22.0	0.07
3L230	23.0	0.08
3L240	24.0	0.08
3L250	25.0	0.08
3L260	26.0	0.09
3L270	27.0	0.09
3L280	28.0	0.09

3L - AVAILABLE SIZES		
Belt Number	Outside Length (inch)	Approx. Weight (lbs.)
3L285	28.5	0.09
3L290	29.0	0.1
3L300	30.0	0.1
3L310	31.0	0.11
3L315	31.5	0.11
3L320	32.0	0.11
3L330	33.0	0.11
3L340	34.0	0.11
3L350	35.0	0.12
3L360	36.0	0.12
3L370	37.0	0.12
3L380	38.0	0.13
3L390	39.0	0.13
3L400	40.0	0.13
3L410	41.0	0.14
3L420	42.0	0.14

3L - AVAILABLE SIZES		
Belt Number	Outside Length (inch)	Approx. Weight (lbs.)
3L430	43.0	0.15
3L440	44.0	0.15
3L450	45.0	0.15
3L460	46.0	0.15
3L470	47.0	0.16
3L475	47.5	0.16
3L480	48.0	0.16
3L490	49.0	0.16
3L500	50.0	0.17
3L510	51.0	0.17
3L520	52.0	0.17
3L530	53.0	0.18
3L540	54.0	0.18
3L550	55.0	0.19
3L560	56.0	0.19
3L570	57.0	0.19

3L - AVAILABLE SIZES		
Belt Number	Outside Length (inch)	Approx. Weight (lbs.)
3L610	61.0	0.2
3L620	62.0	0.2
3L630	63.0	0.2
3L640	64.0	0.21
3L650	65.0	0.21
3L660	66.0	0.21
3L670	67.0	0.22
3L680	68.0	0.22
3L690	69.0	0.22
3L700	70.0	0.22
3L710	71.0	0.22
3L720	72.0	0.23
3L730	73.0	0.23
3L740	74.0	0.23
3L750	75.0	0.24
3L760	76.0	0.24

Additional lengths may be available - contact Megadyne for sizes not listed



**WARNING:** This product can expose you to chemicals including carbon black, which is known to the State of California to cause cancer or birth defects or other reproductive harm. For more information visit [www.P65WARNINGS.ca.gov](http://www.P65WARNINGS.ca.gov)

POWER TRANSMISSION

V-BELTS

# UNIMATCH® CLASSICAL MULTI-PLUS

A (4L), B (5L), C, D, E



Multi-Plus V-Belts are designed to perform in tandem in multiple V-Belt drives, maintaining drive efficiency and belt performance. Multi-Plus V-Belts are always matched, easy to install and maintain. Multi-Plus V-Belts come in a complete range of sizes, are anti-static and offer oil and heat resistance meeting ARPM requirements.

**Dual Branding** – A and B section belts up to 100" are Dual Branded clearly identifying both ARPM classical and fractional horsepower (FHP) sizes allowing consolidation of your classical and FHP inventory into one belt line – saving you money! No need to carry two separate product lines. The dual part number system is more than just labeling, too. FHP & Classical belts have the same top width dimension but classical profile is deeper, allowing more belt/pulley contact and reducing sheave wear.

**Dual Branding Examples: A40 (4L420) --- B78 (5L810)**



## PART NOMENCLATURE

### A15

**A** = 0.50" width x 0.31" thickness  
**15** = Inside length 15.0"

#### 1. COMPOUND

Natural rubber/SBR

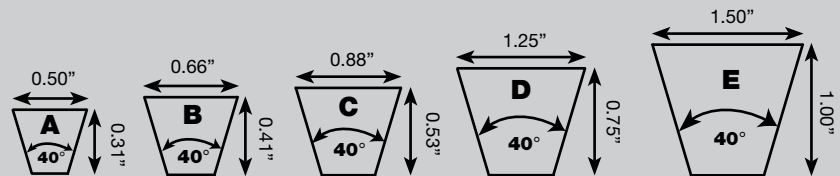
#### 2. CORD

Polyester

#### 3. COVER

Cotton/polyester blend

## BELT CROSS SECTION



## FEATURES & BENEFITS

- UniMatch Construction: Consistent performance in multiple V-Belt drives - ensures all belts will measure within ARPM matching standards
- Dual Branding: A & B sections dual-branded with classical and FHP part numbers - reduces inventory by allowing you to discontinue 4L and 5L
- Oil & Heat Resistant: Durability in tough environments
- Static conductive to ARPM IP 3-3

## TECHNICAL INFO

- Applications: General Industry, HVAC Equipment, Lawn & Garden, Agriculture
- Engineering Standards: Conforms to ARPM standard IP-20
- Temperature Range: -22 °F up to +176 °F (-30 °C up to +80 °C)
- Recommended Pulleys: Use pulleys made to ARPM standards

All items subject to minimum order requirements.





# UNIMATCH® CLASSICAL MULTI-PLUS

A(4L), B(5L)

A		
Belt Number	Outside Length (inch)	Approx. Weight (lbs.)
4L160	16.0	0.1
A15 (4L170)	17.0	0.1
A16 (4L180)	18.0	0.1
A17 (4L190)	19.0	0.1
A18 (4L200)	20.0	0.1
A19 (4L210)	21.0	0.1
A20 (4L220)	22.0	0.1
A21 (4L230)	23.0	0.1
A22 (4L240)	24.0	0.15
A23 (4L250)	25.0	0.2
A24 (4L260)	26.0	0.2
A25 (4L270)	27.0	0.2
A26 (4L280)	28.0	0.2
A27 (4L290)	29.0	0.2
A28 (4L300)	30.0	0.2
A29 (4L310)	31.0	0.2
A30 (4L320)	32.0	0.2
A31 (4L330)	33.0	0.2
A32 (4L340)	34.0	0.2
A33 (4L350)	35.0	0.2
A34 (4L360)	36.0	0.2
A35 (4L370)	37.0	0.2
A36 (4L380)	38.0	0.2
A37 (4L390)	39.0	0.2
A38 (4L400)	40.0	0.2
A39 (4L410)	41.0	0.2
A40 (4L420)	42.0	0.2
A41 (4L430)	43.0	0.2
A42 (4L440)	44.0	0.2
A43 (4L450)	45.0	0.3
A44 (4L460)	46.0	0.3
A45 (4L470)	47.0	0.3
A46 (4L480)	48.0	0.3
A47 (4L490)	49.0	0.3
A48 (4L500)	50.0	0.3
A49 (4L510)	51.0	0.3
A50 (4L520)	52.0	0.3
A51 (4L530)	53.0	0.3
A52 (4L540)	54.0	0.3
A53 (4L550)	55.0	0.3
A54 (4L560)	56.0	0.3
A55 (4L570)	57.0	0.3

A		
Belt Number	Outside Length (inch)	Approx. Weight (lbs.)
A56 (4L580)	58.0	0.3
A57 (4L590)	59.0	0.3
A58 (4L600)	60.0	0.3
A59 (4L610)	61.0	0.3
A60 (4L620)	62.0	0.3
A61 (4L630)	63.0	0.3
A62 (4L640)	64.0	0.3
A63 (4L650)	65.0	0.3
A64 (4L660)	66.0	0.3
A65 (4L670)	67.0	0.3
A66 (4L680)	68.0	0.4
A67 (4L690)	69.0	0.4
A68 (4L700)	70.0	0.4
A69 (4L710)	71.0	0.4
A70 (4L720)	72.0	0.4
A71 (4L730)	73.0	0.4
A72 (4L740)	74.0	0.4
A73 (4L750)	75.0	0.4
A74 (4L760)	76.0	0.4
A75 (4L770)	77.0	0.4
A76 (4L780)	78.0	0.4
A77 (4L790)	79.0	0.4
A78 (4L800)	80.0	0.4
A79 (4L810)	81.0	0.4
A80 (4L820)	82.0	0.4
A81 (4L830)	83.0	0.4
A82 (4L840)	84.0	0.4
A83 (4L850)	85.0	0.4
A84 (4L860)	86.0	0.4
A85 (4L870)	87.0	0.4
A86 (4L880)	88.0	0.4
A87 (4L890)	89.0	0.4
A88 (4L900)	90.0	0.4
A89 (4L910)	91.0	0.4
A90 (4L920)	92.0	0.4
A91 (4L930)	93.0	0.5
A92 (4L940)	94.0	0.5
A93 (4L950)	95.0	0.5
A94 (4L960)	96.0	0.5
A95 (4L970)	97.0	0.5
A96 (4L980)	98.0	0.5
A97 (4L990)	99.0	0.5

A		
Belt Number	Outside Length (inch)	Approx. Weight (lbs.)
A98 (4L1000)	100.0	0.5
A99	101.0	0.5
A100	102.0	0.5
A101	103.0	0.5
A102	104.0	0.5
A103	105.0	0.5
A104	106.0	0.5
A105	107.0	0.5
A106	108.0	0.55
A107	109.0	0.57
A108	110.0	0.6
A109	111.0	0.65
A110	112.0	0.7
A111	113.0	0.75
A112	114.0	0.8
A113	115.0	0.8
A114	116.0	0.8
A115	117.0	0.8
A116	118.0	0.8
A118	120.0	0.8
A119	121.0	0.8
A120	122.0	0.8
A124	126.0	0.8
A128	130.0	0.8
A130	132.0	0.8
A132	134.0	0.8
A133	135.0	0.8
A133.5	135.5	0.8
A134	136.0	0.8
A135	137.0	0.9
A136	138.0	0.9
A137	139.0	0.9
A138	140.0	0.9
A140	142.0	0.95
A144	146.0	1.0
A148	148.0	1.1
A155	157.0	1.1
A156	158.0	1.1
A157	159.0	1.1
A158	160.0	1.1
A162	164.0	1.1
A170	172.0	1.1

A		
Belt Number	Outside Length (inch)	Approx. Weight (lbs.)
A173	175.0	1.15
A180	182.0	1.15
A196	198.0	1.31
A197	199.0	1.31
A210	212.0	1.35
A221	223.0	1.4
A238	240.0	1.5
A256	258.0	1.7
A258	260.0	1.75

## AVAILABLE SIZES

Additional lengths may be available. Contact Megadyne for sizes not listed.

B		
Belt Number	Outside Length (inch)	Approx. Weight (lbs.)
5L220	22.0	0.4
B20 (5L230)	23.0	0.4
B21 (5L240)	24.0	0.4
B22 (5L250)	25.0	0.4
B23 (5L260)	26.0	0.4
B24 (5L270)	27.0	0.4
B25 (5L280)	28.0	0.4
B26 (5L290)	29.0	0.4
B27 (5L300)	30.0	0.4
B28 (5L310)	31.0	0.4
B29 (5L320)	32.0	0.4
B30 (5L330)	33.0	0.4
B31 (5L340)	34.0	0.4
B32 (5L350)	35.0	0.4
B33 (5L360)	36.0	0.4
B34 (5L370)	37.0	0.4
B35 (5L380)	38.0	0.4
B36 (5L390)	39.0	0.4
B37 (5L400)	40.0	0.4
B38 (5L410)	41.0	0.4
B39 (5L420)	42.0	0.4
B40 (5L430)	43.0	0.4

V-BELTS



**WARNING:** This product can expose you to chemicals including carbon black, which is known to the State of California to cause cancer or birth defects or other reproductive harm. For more information visit [www.P65WARNINGS.ca.gov](http://www.P65WARNINGS.ca.gov)

POWER TRANSMISSION

# UNIMATCH® CLASSICAL MULTI-PLUS

B(5L)



B		
Belt Number	Outside Length (inch)	Approx. Weight (lbs.)
B41 (5L440)	44.0	0.4
B42 (5L450)	45.0	0.4
B43 (5L460)	46.0	0.4
B44 (5L470)	47.0	0.4
B45 (5L480)	48.0	0.4
B46 (5L490)	49.0	0.5
B47 (5L500)	50.0	0.5
B48 (5L510)	51.0	0.5
B49 (5L520)	52.0	0.5
B50 (5L530)	53.0	0.5
B51 (5L540)	54.0	0.5
B52 (5L550)	55.0	0.5
B53 (5L560)	56.0	0.5
B54 (5L570)	57.0	0.5
B55 (5L580)	58.0	0.6
B56 (5L590)	59.0	0.6
B57 (5L600)	60.0	0.6
B58 (5L610)	61.0	0.6
B59 (5L620)	62.0	0.6
B60 (5L630)	63.0	0.6
B61 (5L640)	64.0	0.7
B62 (5L650)	65.0	0.7
B63 (5L660)	66.0	0.7
B64 (5L670)	67.0	0.7
B65 (5L680)	68.0	0.7
B66 (5L690)	69.0	0.7
B67 (5L700)	70.0	0.7
B68 (5L710)	71.0	0.7
B69 (5L720)	72.0	0.7
B70 (5L730)	73.0	0.7
B71 (5L740)	74.0	0.7
B72 (5L750)	75.0	0.7
B73 (5L760)	76.0	0.7
B74 (5L770)	77.0	0.7
B75 (5L780)	78.0	0.7
B76 (5L790)	79.0	0.7
B77 (5L800)	80.0	0.8
B78 (5L810)	81.0	0.8
B79 (5L820)	82.0	0.8
B80 (5L830)	83.0	0.8
B81 (5L840)	84.0	0.8
B82 (5L850)	85.0	0.8

B		
Belt Number	Outside Length (inch)	Approx. Weight (lbs.)
B83 (5L860)	86.0	0.8
B84 (5L870)	87.0	0.8
B85 (5L880)	88.0	0.8
B86 (5L890)	89.0	0.8
B87 (5L900)	90.0	0.8
B88 (5L910)	91.0	0.8
B89 (5L920)	92.0	0.8
B90 (5L930)	93.0	0.9
B91 (5L940)	94.0	0.9
B92 (5L950)	95.0	0.9
B93 (5L960)	96.0	0.9
B94 (5L970)	97.0	0.9
B95 (5L980)	98.0	0.9
B96 (5L990)	99.0	0.9
B97 (5L1000)	100.0	0.9
B98 (5L1010)	101.0	0.9
B99 (5L1020)	102.0	1.0
B100	103.0	1.0
B101	104.0	1.0
B102	105.0	1.0
B103	106.0	1.0
B104	107.0	1.0
B105	108.0	1.0
B106	109.0	1.0
B107	110.0	1.0
B108	111.0	1.0
B109	112.0	1.0
B110	113.0	1.1
B111	114.0	1.1
B112	115.0	1.1
B113	116.0	1.2
B114	117.0	1.2
B115	118.0	1.2
B116	119.0	1.2
B118	121.0	1.2
B120	123.0	1.2
B122	125.0	1.2
B123	126.0	1.2
B124	127.0	1.2
B125	128.0	1.2
B126	129.0	1.2
B127	130.0	1.2

B		
Belt Number	Outside Length (inch)	Approx. Weight (lbs.)
B128	131.0	1.3
B130	133.0	1.3
B131	134.0	1.3
B132	135.0	1.3
B133	136.0	1.3
B134	137.0	1.3
B135	138.0	1.3
B136	139.0	1.3
B138	141.0	1.3
B140	143.0	1.3
B141	144.0	1.3
B142	145.0	1.3
B144	147.0	1.4
B147	150.0	1.4
B148	151.0	1.4
B150	153.0	1.5
B152	155.0	1.5
B153	155.0	1.5
B154	157.0	1.5
B156	159.0	1.5
B157	160.0	1.5
B158	161.0	1.5
B162	165.0	1.5
B163	166.0	1.5
B165	168.0	1.5
B166	169.0	1.5
B168	171.0	1.5
B170	173.0	1.5
B173	176.0	1.5
B175	178.0	1.5
B177	180.0	1.5
B180	183.0	1.5
B182	185.0	1.5
B184	187.0	1.5
B187	190.0	1.7
B188	191.0	1.8
B190	193.0	1.9
B192	195.0	2.0
B195	198.0	2.0
B197	200.0	2.0
B204	207.0	2.0
B205	208.0	2.0

B		
Belt Number	Outside Length (inch)	Approx. Weight (lbs.)
B210	213.0	2.0
B215	217.0	2.1
B220	221.0	2.2
B221	223.0	2.3
B223	225.0	2.3
B224	226.0	2.3
B225	227.0	2.3
B228	230.0	2.3
B229	231.0	2.3
B234	236.0	2.3
B237	239.0	2.3
B240	242.0	2.3
B248	250.0	2.3
B252	254.0	2.3
B253	255.0	2.3
B255	257.0	2.3
B256	258.0	2.3
B259	261.0	2.3
B265	267.0	2.3
B268	270.0	2.3
B270	272.0	2.3
B276	278.0	2.7
B280	282.0	2.7
B285	287.0	2.7
B292	294.0	2.7
B293	295.0	2.7
B300	302.0	2.7
B315	317.0	2.9
B330	332.0	2.9
B333	335.0	2.9
B345	347.0	3.0
B360	362.0	3.2
B394	396.0	4.0
B433	435.0	4.2
B472	474.0	4.6
B512	514.0	4.9

## AVAILABLE SIZES

Additional lengths may be available. Contact Megadyne for sizes not listed.





# UNIMATCH® CLASSICAL MULTI-PLUS

C

C		
Belt Number	Outside Length (inch)	Approx. Weight (lbs.)
C41	45.0	0.8
C43	47.0	0.8
C45	49.0	0.8
C46	40.0	0.8
C47	51.0	0.8
C48	52.0	0.9
C50	54.0	0.9
C51	55.0	0.9
C52	56.0	0.9
C53	57.0	0.9
C54	58.0	0.9
C55	59.0	1.0
C56	60.0	1.0
C57	61.0	1.0
C58	62.0	1.1
C59	63.0	1.1
C60	64.0	1.1
C61	65.0	1.1
C62	66.0	1.1
C63	67.0	1.1
C64	68.0	1.1
C65	69.0	1.1
C66	70.0	1.1
C67	71.0	1.1
C68	72.0	1.1
C69	73.0	1.2
C70	74.0	1.2
C71	75.0	1.2
C72	76.0	1.2
C73	77.0	1.2
C74	78.0	1.2
C75	79.0	1.2
C76	80.0	1.2
C77	81.0	1.2
C78	82.0	1.2
C79	83.0	1.2
C80	84.0	1.2
C81	85.0	1.3
C82	86.0	1.3
C83	87.0	1.3
C84	88.0	1.4
C85	89.0	1.4

C		
Belt Number	Outside Length (inch)	Approx. Weight (lbs.)
C86	90.0	1.4
C87	91.0	1.4
C88	92.0	1.4
C90	94.0	1.4
C92	96.0	1.4
C93	97.0	1.4
C94	98.0	1.5
C95	99.0	1.5
C96	100.0	1.5
C97	101.0	1.8
C98	102.0	1.8
C99	103.0	1.8
C100	104.0	1.9
C101	105.0	1.9
C102	106.0	1.9
C103	107.0	1.9
C104	108.0	1.9
C105	109.0	1.9
C106	110.0	1.9
C107	111.0	1.9
C108	112.0	1.9
C109	113.0	1.9
C110	114.0	1.9
C112	116.0	2.0
C114	118.0	2.0
C115	119.0	2.0
C116	120.0	2.0
C118	122.0	2.1
C120	124.0	2.2
C124	128.0	2.3
C126	130.0	2.3
C128	132.0	2.4
C130	134.0	2.4
C132	136.0	2.4
C134	138.0	2.4
C136	140.0	2.4
C138	142.0	2.4
C140	144.0	2.4
C141	145.0	2.4
C142	146.0	2.4
C143	147.0	2.4
C144	148.0	2.4

C		
Belt Number	Outside Length (inch)	Approx. Weight (lbs.)
C148	152.0	2.6
C150	154.0	2.6
C152	156.0	2.6
C153	157.0	2.6
C154	158.0	2.7
C155	159.0	2.7
C156	160.0	2.7
C158	162.0	2.7
C159	163.0	2.7
C160	164.0	2.7
C162	166.0	2.7
C166	170.0	2.7
C168	172.0	2.7
C170	174.0	2.8
C172	176.0	3.0
C173	177.0	3.0
C175	179.0	3.0
C176	180.0	3.0
C177	181.0	3.1
C180	184.0	3.2
C185	189.0	3.2
C188	192.0	3.2
C190	194.0	3.2
C195	199.0	3.4
C196	200.0	3.4
C200	204.0	3.5
C202	206.0	3.6
C204	208.0	3.6
C207	211.0	3.7
C208	212.0	3.7
C210	214.0	3.7
C215	219.0	3.7
C220	222.0	3.7
C225	227.0	4.4
C228	230.0	4.4
C230	232.0	4.6
C238	240.0	4.8
C240	242.0	4.8
C245	247.0	5.0
C246	248.0	5.0
C248	250.0	5.0
C253	255.0	5.0

C		
Belt Number	Outside Length (inch)	Approx. Weight (lbs.)
C255	257.0	5.0
C261	263.0	5.2
C265	267.0	5.2
C270	272.0	5.4
C276	278.0	5.4
C280	282.0	5.5
C285	287.0	5.6
C297	299.0	5.6
C300	302.0	5.6
C303	305.0	5.6
C314	316.0	5.6
C315	317.0	5.6
C330	332.0	5.7
C345	347.0	6.6
C360	362.0	7.0
C390	392.0	7.4
C420	422.0	7.8
C480	482.0	7.9

**AVAILABLE SIZES**  
Additional lengths may be available. Contact Megadyne for sizes not listed.

V-BELTS



**WARNING:** This product can expose you to chemicals including carbon black, which is known to the State of California to cause cancer or birth defects or other reproductive harm. For more information visit [www.P65WARNINGS.ca.gov](http://www.P65WARNINGS.ca.gov)



# UNIMATCH® CLASSICAL MULTI-PLUS

D, E

D		
Belt Number	Outside Length (inch)	Approx. Weight (lbs.)
D90	95.0	3.4
D98	103.0	3.6
D105	110.0	4.0
D112	117.0	4.2
D115	120.0	4.3
D116	121.0	4.3
D120	125.0	4.5
D128	133.0	4.8
D132	137.0	5.0
D135	140.0	5.0
D136	141.0	5.2
D139	144.0	5.3
D140	145.0	5.3
D144	149.0	5.4
D148	153.0	5.6
D154	159.0	5.8
D155	160.0	5.8
D158	163.0	6.0
D159	164.0	6.0
D162	167.0	6.1
D165	170.0	6.2
D170	175.0	6.4
D171	176.0	6.4
D173	178.0	6.5
D180	185.0	6.8
D195	200.0	7.3
D205	210.0	7.9
D210	215.0	8.4
D225	228.0	8.4
D240	243.0	9.0
D242	245.0	9.3
D248	251.0	9.5
D255	258.0	9.6
D264	267.0	9.8
D270	273.0	10.0
D285	288.0	10.7
D300	303.0	11.2
D315	318.0	11.8
D330	333.0	12.4
D345	348.0	12.6
D355	358.0	13.0
D360	363.0	13.5

D		
Belt Number	Outside Length (inch)	Approx. Weight (lbs.)
D390	393.0	14.6
D394	397.0	14.8
D420	423.0	15.8
D441	444.0	16.5
D450	453.0	17.0
D480	483.0	18.1
D540	543.0	20.2
D600	603.0	22.4
D660	663.0	24.8

**AVAILABLE SIZES**  
Additional lengths may be available. Contact Megadyne for sizes not listed.

E		
Belt Number	Outside Length (inch)	Approx. Weight (lbs.)
E144	150.0	9.3
E180	186.0	9.3
E195	201.0	10.0
E210	216.0	12.0
E225	231.0	13.0
E240	246.0	13.5
E270	276.0	15.3
E285	291.0	16.0
E300	306.0	17.0
E310	316.0	17.6
E330	336.0	18.8
E360	366.0	20.4
E380	386.0	21.0
E390	396.0	22.1
E420	426.0	23.8
E441	447.0	25.0
E460	466.0	26.0
E480	486.0	28.0

V-BELTS



**WARNING:** This product can expose you to chemicals including carbon black, which is known to the State of California to cause cancer or birth defects or other reproductive harm. For more information visit [www.P65WARNINGS.ca.gov](http://www.P65WARNINGS.ca.gov)



# DYNAMIC-X

## EPDM RAW EDGE COGGED CLASSICAL V-BELTS

### AX, BX & CX

Dynamic-X V-Belts with special EPDM construction ensures maximum efficiency and load carrying capacity in demanding v-belt drives. Excellent for applications requiring dependable, non-slip performance and operation in high temperature environments. With outstanding ozone resistance, low temperature flexibility and high temperature resistance, the EPDM construction of Megadyne Dynamic-X also has the additional advantages of being environmentally friendly with benefits that contribute to sustainability and energy efficiency which can reduce your carbon footprint.

#### PART NOMENCLATURE

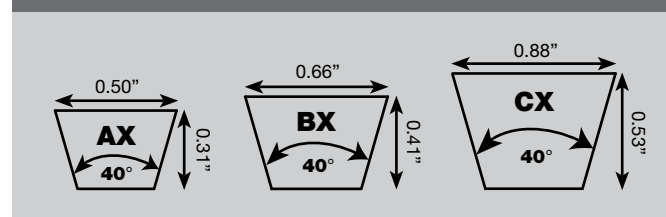
### AX22

- A** = 0.50" width x 0.31" thickness
- X** = Raw edge sidewalls, cogged construction
- 22** = ARPM Standard Length Designation



- 1. COMPOUND**  
EPDM
- 2. CORD**  
Polyester
- 3. TOP FABRIC**  
Cotton/polyester blend

#### BELT CROSS SECTION



#### FEATURES & BENEFITS

- EPDM Compound: High Temperature and Flex Fatigue resistance with environmentally friendly properties
- Raw Edge Sidewalls: Saves energy by minimizing slippage with increased efficiency in comparison with wrapped v-belts
- Improved Cog Design: Increased flexibility and improved performance on small diameter pulleys and high speed drives
- MegaMatch Construction: All belts meet the tightest dimensional tolerances and can be installed without matching
- Heat Resistant: Better than standard belts in higher ambient temperatures
- Ground Sidewalls: For smooth-running operation with no vibration and reduced noise levels
- Environment Friendly: All compounds are halogen-free and RoHS compliant
- Static Conductive: Dynamic-X belts are static conductive according to ISO 1813 & ARPM IP 3-3 standards

#### TECHNICAL INFO

- Applications: General Industry, HVAC equipment, pumps, blowers, high ambient temperatures, high efficiency drives and more
- Engineering Standards: Conforms to ARPM standard IP-20
- Temperature Range: -40°F up to +230 °F (-40 °C up to +110 °C)
- Recommended Pulleys: Use pulleys made to ARPM & MPTA standards



**WARNING:** This product can expose you to chemicals including carbon black, which is known to the State of California to cause cancer or birth defects or other reproductive harm. For more information visit [www.P65WARNINGS.ca.gov](http://www.P65WARNINGS.ca.gov)



# DYNAMIC-X

## EPDM RAW EDGE COGGED CLASSICAL V-BELTS

### AX, BX

AX		
Belt Number	Outside Length (inch)	Approx. Weight (lbs.)
AX20	22.0	0.16
AX21	23.0	0.16
AX22	24.0	0.17
AX23	25.0	0.17
AX24	26.0	0.17
AX25	27.0	0.18
AX26	28.0	0.18
AX27	29.0	0.18
AX28	30.0	0.19
AX29	31.0	0.20
AX30	32.0	0.20
AX31	33.0	0.21
AX32	34.0	0.21
AX33	35.0	0.22
AX34	36.0	0.23
AX35	37.0	0.24
AX36	38.0	0.24
AX37	39.0	0.25
AX38	40.0	0.26
AX39	41.0	0.26
AX40	42.0	0.27
AX41	43.0	0.27
AX42	44.0	0.28
AX43	45.0	0.29
AX44	46.0	0.30
AX45	47.0	0.31
AX46	48.0	0.31
AX47	49.0	0.32
AX48	50.0	0.32
AX49	51.0	0.33
AX50	52.0	0.33
AX51	53.0	0.34
AX52	54.0	0.35
AX53	55.0	0.35
AX54	56.0	0.36
AX55	57.0	0.36
AX56	58.0	0.37
AX57	59.0	0.37
AX58	60.0	0.38
AX59	61.0	0.40
AX60	62.0	0.40
AX61	63.0	0.41

AX		
Belt Number	Outside Length (inch)	Approx. Weight (lbs.)
AX62	64.0	0.41
AX63	65.0	0.42
AX64	66.0	0.42
AX65	67.0	0.43
AX66	68.0	0.43
AX67	69.0	0.44
AX68	70.0	0.45
AX69	71.0	0.46
AX70	72.0	0.46
AX71	73.0	0.47
AX72	74.0	0.48
AX73	75.0	0.48
AX74	76.0	0.49
AX75	77.0	0.49
AX76	78.0	0.50
AX77	79.0	0.50
AX78	80.0	0.51
AX80	82.0	0.52
AX84	86.0	0.54
AX85	87.0	0.55
AX86	88.0	0.56
AX90	92.0	0.59
AX92	94.0	0.61
AX96	98.0	0.62
AX105	107.0	0.68
AX108	110.0	0.70
AX110	112.0	0.71
AX112	114.0	0.73
AX120	122.0	0.74
AX128	130.0	0.78
AX136	138.0	0.82

BX		
Belt Number	Outside Length (inch)	Approx. Weight (lbs.)
BX29	32.0	0.38
BX30	33.0	0.38
BX31	34.0	0.39
BX32	35.0	0.39
BX33	36.0	0.39
BX34	37.0	0.40
BX35	38.0	0.40
BX36	39.0	0.42
BX37	40.0	0.43
BX38	41.0	0.44
BX39	42.0	0.45
BX40	43.0	0.46
BX41	44.0	0.47
BX42	45.0	0.48
BX43	46.0	0.49
BX44	47.0	0.50
BX45	48.0	0.51
BX46	49.0	0.52
BX47	50.0	0.53
BX48	51.0	0.54
BX49	52.0	0.55
BX50	53.0	0.56
BX51	54.0	0.57
BX52	55.0	0.58
BX53	56.0	0.59
BX54	57.0	0.60
BX55	58.0	0.61
BX56	59.0	0.62
BX57	60.0	0.63
BX58	61.0	0.64
BX59	62.0	0.65
BX60	63.0	0.66
BX61	64.0	0.67
BX62	65.0	0.68
BX63	66.0	0.69
BX64	67.0	0.70
BX65	68.0	0.71
BX66	69.0	0.72
BX67	70.0	0.73
BX68	71.0	0.74
BX69	72.0	0.75
BX70	73.0	0.76

BX		
Belt Number	Outside Length (inch)	Approx. Weight (lbs.)
BX71	74.0	0.77
BX72	75.0	0.78
BX73	76.0	0.79
BX74	77.0	0.80
BX75	78.0	0.81
BX76	79.0	0.82
BX77	80.0	0.83
BX78	81.0	0.84
BX79	82.0	0.85
BX80	83.0	0.87
BX81	84.0	0.89
BX82	85.0	0.90
BX83	86.0	0.91
BX84	87.0	0.92
BX85	88.0	0.93
BX86	89.0	0.94
BX87	90.0	0.95
BX88	91.0	0.96
BX89	92.0	0.97
BX90	93.0	0.99
BX91	94.0	0.99
BX92	95.0	1.00
BX93	96.0	1.01
BX94	97.0	1.02
BX95	98.0	1.04
BX96	99.0	1.05
BX97	100.0	1.06
BX98	101.0	1.07
BX99	102.0	1.08
BX100	103.0	1.09
BX102	105.0	1.12
BX103	106.0	1.12
BX105	108.0	1.14
BX108	111.0	1.17
BX110	113.0	1.20
BX112	115.0	1.21
BX113	116.0	1.22
BX114	117.0	1.23
BX115	118.0	1.24
BX116	119.0	1.25
BX120	123.0	1.26

All Items subject to minimum order requirements.



**WARNING:** This product can expose you to chemicals including carbon black, which is known to the State of California to cause cancer or birth defects or other reproductive harm. For more information visit [www.P65WARNINGS.ca.gov](http://www.P65WARNINGS.ca.gov)



# DYNAMIC-X

## EPDM RAW EDGE COGGED CLASSICAL V-BELTS

BX, CX

BX		
Belt Number	Outside Length (inch)	Approx. Weight (lbs.)
BX124	127.0	1.27
BX126	129.0	1.29
BX128	131.0	1.30
BX133	136.0	1.34
BX136	139.0	1.37
BX140	143.0	1.40
BX144	147.0	1.45
BX148	151.0	1.48
BX150	153.0	1.51
BX156	159.0	1.53
BX158	161.0	1.59
BX162	165.0	1.63
BX173	176.0	1.74
BX180	183.0	1.81
BX195	198.0	1.96

CX		
Belt Number	Outside Length (Inch)	Approx. Weight (lbs.)
CX40	44.0	1.00
CX51	55.0	1.07
CX57	61.0	1.22
CX60	64.0	1.24
CX68	72.0	1.42
CX71	75.0	1.45
CX73	77.0	1.49
CX74	78.0	1.51
CX75	79.0	1.53
CX76	80.0	1.55
CX77	81.0	1.57
CX78	82.0	1.59
CX79	83.0	1.61
CX80	84.0	1.63
CX81	85.0	1.64
CX82	86.0	1.67
CX83	87.0	1.69
CX84	88.0	1.71
CX85	89.0	1.72
CX86	90.0	1.75
CX87	91.0	1.79
CX88	92.0	1.79
CX89	93.0	1.81
CX90	94.0	1.81
CX96	100.0	1.93
CX105	109.0	2.10
CX109	113.0	2.18
CX112	116.0	2.24
CX115	119.0	2.29
CX120	124.0	2.39
CX123	127.0	2.40
CX128	132.0	2.42
CX133	137.0	2.47
CX136	140.0	2.49
CX144	148.0	2.63
CX150	154.0	2.75
CX158	162.0	2.90
CX162	166.0	2.95
CX166	170.0	3.00
CX173	177.0	3.15
CX180	184.0	3.27

CX		
Belt Number	Outside Length (Inch)	Approx. Weight (lbs.)
CX190	194.0	3.46
CX195	199.0	3.55
CX210	214.0	3.77
CX225	229.0	4.00
CX240	244.0	4.30
CX255	259.0	4.58
CX270	274.0	4.85
CX285	289.0	5.00

*Note: CX190 through CX285 not available in EPDM. Available in Chloroprene (Unimatch)*

All items subject to minimum order requirements.



**WARNING:** This product can expose you to chemicals including carbon black, which is known to the State of California to cause cancer or birth defects or other reproductive harm. For more information visit [www.P65WARNINGS.ca.gov](http://www.P65WARNINGS.ca.gov)

POWER TRANSMISSION

V-BELTS

# UNIMATCH® DEEP WEDGE

3V, 5V, 8V

OIL & HEAT RESISTANT/STATIC DISSIPATING

A narrower, deeper, cross section than classical V-belts with more efficient load carrying characteristics and higher power capability, allowing for smaller, more compact drives. These belts feature UniMatch construction, which eliminates the need for belt set matching.

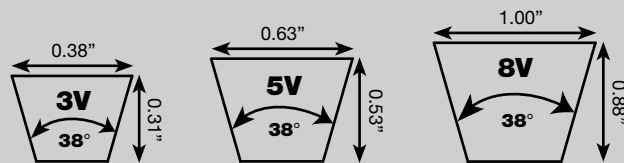
Deep Wedge V-belts are identified by a number and letter specifying the belt section and a number giving the outside length in inches multiplied by 10 - **Example: 3V250.**

## PART NOMENCLATURE

### 3V250

**3V** = 0.38" width x 0.31" thickness  
**250** = Outside length in tenths of an inch = 25.0"

## BELT CROSS SECTION



- 1. COMPOUND**  
Styrene Butadiene Rubber
- 2. CORD**  
Polyester
- 3. COVER**  
Cotton/polyester blend

## FEATURES & BENEFITS

- High Power Capability: Higher power with a more compact drive
- UniMatch® Construction: Consistent performance in multiple V-belt drives and ensures all belts of the same size measure within ARPM matching limits
- Oil & Heat Resistant: Standard construction belts that deliver excellent performance
- Anti-Static to ARPM IP 3-3

## TECHNICAL INFO

- Applications: General Industry, Agriculture
- Engineering Standards: Conforms to ARPM standard IP-22
- Temperature Range: -22 °F up to +176 °F (-30 °C up to +80 °C)
- Recommended Pulleys: Use pulleys made to ARPM standards

All items subject to minimum order requirements.



**WARNING:** This product can expose you to chemicals including carbon black, which is known to the State of California to cause cancer or birth defects or other reproductive harm. For more information visit [www.P65WARNINGS.ca.gov](http://www.P65WARNINGS.ca.gov)



# UNIMATCH® DEEP WEDGE

3V, 5V, 8V

3V		
Belt Number	Outside Length (inch)	Approx. Weight (lbs.)
3V250	25.0	0.1
3V265	26.5	0.1
3V280	28.0	0.1
3V300	30.0	0.1
3V315	31.5	0.1
3V335	33.5	0.2
3V350	35.0	0.2
3V355	35.5	0.2
3V375	37.5	0.2
3V400	40.0	0.2
3V425	42.5	0.2
3V450	45.0	0.2
3V475	47.5	0.2
3V500	50.0	0.2
3V530	53.0	0.3
3V560	56.0	0.3
3V600	60.0	0.3
3V630	63.0	0.3
3V650	65.0	0.3
3V670	67.0	0.3
3V710	71.0	0.3
3V730	73.0	0.3
3V750	75.0	0.3
3V800	80.0	0.3
3V810	81.0	0.3
3V830	83.0	0.4
3V850	85.0	0.4
3V900	90.0	0.4
3V950	95.0	0.4
3V1000	100.0	0.4
3V1060	106.0	0.4
3V1120	112.0	0.5
3V1180	118.0	0.5
3V1250	125.0	0.6
3V1320	132.0	0.6
3V1400	140.0	0.7

5V		
Belt Number	Outside Length (inch)	Approx. Weight (lbs.)
5V500	50.0	0.6
5V530	53.0	0.7
5V560	56.0	0.7
5V600	60.0	0.7
5V630	63.0	0.7
5V670	67.0	0.8
5V710	71.0	0.8
5V750	75.0	0.8
5V800	80.0	0.9
5V850	85.0	0.9
5V900	90.0	0.9
5V950	95.0	0.9
5V1000	100.0	1.1
5V1060	106.0	1.1
5V1120	112.0	1.2
5V1180	118.0	1.3
5V1250	125.0	1.3
5V1320	132.0	1.4
5V1400	140.0	1.5
5V1500	150.0	1.6
5V1600	160.0	1.7
5V1630	163.0	1.8
5V1700	170.0	1.9
5V1800	180.0	2.2
5V1900	190.0	2.2
5V2000	200.0	2.2
5V2120	212.0	2.4
5V2240	224.0	2.7
5V2360	236.0	2.8
5V2500	250.0	3.0
5V2650	265.0	3.1
5V2800	280.0	3.3
5V3000	300.0	3.5
5V3150	315.0	3.8
5V3350	335.0	3.9
5V3550	355.0	4.0

8V		
Belt Number	Outside Length (inch)	Approx. Weight (lbs.)
8V1000	100.0	3.5
8V1060	106.0	3.7
8V1100	110.0	3.8
8V1120	112.0	3.9
8V1180	118.0	4.2
8V1200	120.0	4.3
8V1250	125.0	4.4
8V1320	132.0	4.7
8V1400	140.0	4.9
8V1500	150.0	5.2
8V1600	160.0	5.6
8V1700	170.0	5.9
8V1800	180.0	6.3
8V1900	190.0	6.7
8V2000	200.0	7.0
8V2120	212.0	7.5
8V2240	224.0	7.9
8V2360	236.0	8.3
8V2500	250.0	8.8
8V2550	255.0	9.0
8V2650	265.0	9.3
8V2800	280.0	9.8
8V3000	300.0	10.5
8V3150	315.0	11.1
8V3300	330.0	11.6
8V3350	335.0	11.8
8V3550	355.0	12.5
8V3600	360.0	12.9
8V3750	375.0	13.3
8V4000	400.0	14.0
8V4250	425.0	14.9
8V4500	450.0	15.8
8V4750	475.0	16.4
8V5000	500.0	17.2
8V5600	560.0	19.0

## AVAILABLE SIZES

Additional lengths may be available. Contact Megadyne for sizes not listed.

All items subject to minimum order requirements.



**WARNING:** This product can expose you to chemicals including carbon black, which is known to the State of California to cause cancer or birth defects or other reproductive harm. For more information visit [www.P65WARNINGS.ca.gov](http://www.P65WARNINGS.ca.gov)



# DYNAMIC-X

## EPDM RAW EDGE COGGED DEEP WEDGE V-BELTS

### 3VX, 5VX

Dynamic-X EPDM raw edge cogged deep wedge has a construction that exceeds the power transmission capability of standard deep wedge V-belts. They limit slippage and MegaMatch construction assures there is no need for belt set matching when used in multiple belt drives.

#### PART NOMENCLATURE

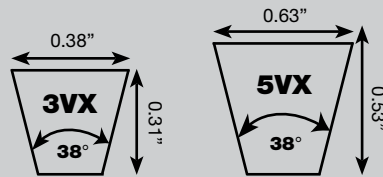
### 3VX250

- 3V** = 0.38" width x 0.31" thickness
- X** = Raw edge sidewalls, cogged construction
- 250** = Outside length in tenths of an inch = 25.0"



- 1. COMPOUND**  
EPDM
- 2. CORD**  
Polyester
- 3. TOP FABRIC**  
Cotton/polyester blend

#### BELT CROSS SECTION



#### FEATURES & BENEFITS

- EPDM Compound: High Temperature and Flex Fatigue resistance with environmentally friendly properties
- Raw Edge Sidewalls: Saves energy by minimizing slippage with increased efficiency in comparison with wrapped v-belts
- Improved Cog Design: Increased flexibility and improved performance on small diameter pulleys and high speed drives
- MegaMatch Construction: All belts meet the tightest dimensional tolerances and can be installed without matching
- Heat Resistant: Better than standard belts in higher ambient temperatures
- Ground Sidewalls: For smooth-running operation with no vibration and reduced noise levels
- Environment Friendly: All compounds are halogen-free and RoHS compliant
- Static Conductive: Dynamic-X belts are static conductive according to ISO 1813 & ARPM IP 3-3 standards

#### TECHNICAL INFO

- Applications: General Industry, HVAC equipment, pumps, blowers, high ambient temperatures, high efficiency drives and more
- Engineering Standards: Conforms to ARPM standard IP-22
- Temperature Range: -40 °F up to +230 °F (-40 °C up to +110 °C)
- Recommended Pulleys: Use pulleys made to ARPM & MPTA standards

All items subject to minimum order requirements.



**WARNING:** This product can expose you to chemicals including carbon black, which is known to the State of California to cause cancer or birth defects or other reproductive harm. For more information visit [www.P65WARNINGS.ca.gov](http://www.P65WARNINGS.ca.gov)



# DYNAMIC-X

## EPDM RAW EDGE COGGED DEEP WEDGE V-BELTS

3VX, 5VX

3VX		
Belt Number	Outside Length (inch)	Approx. Weight (lbs.)
3VX250	25.0	0.10
3VX265	26.5	0.10
3VX280	28.0	0.10
3VX290	29.0	0.10
3VX300	30.0	0.10
3VX315	31.5	0.10
3VX335	33.5	0.20
3VX345	34.5	0.20
3VX350	35.0	0.20
3VX355	35.5	0.20
3VX375	37.5	0.20
3VX390	39.0	0.20
3VX400	40.0	0.20
3VX425	42.5	0.20
3VX450	45.0	0.20
3VX475	47.5	0.20
3VX500	50.0	0.25
3VX530	53.0	0.25
3VX560	56.0	0.25
3VX600	60.0	0.30
3VX630	63.0	0.30
3VX650	65.0	0.30
3VX670	67.0	0.35
3VX710	71.0	0.35
3VX720	72.0	0.35
3VX740	74.0	0.35
3VX750	75.0	0.35
3VX800	80.0	0.40
3VX850	85.0	0.40
3VX880	88.0	0.40
3VX900	90.0	0.40
3VX950	95.0	0.40
3VX1000	100.0	0.50
3VX1060	106.0	0.50
3VX1120	112.0	0.50
3VX1180	118.0	0.60
3VX1250	125.0	0.70
3VX1320	132.0	0.75
3VX1400	140.0	0.80
3VX1500	150.0	0.80

5VX		
Belt Number	Outside Length (inch)	Approx. Weight (lbs.)
5VX450	45.0	0.55
5VX470	47.0	0.60
5VX490	49.0	0.60
5VX500	50.0	0.65
5VX510	51.0	0.65
5VX530	53.0	0.70
5VX540	54.0	0.70
5VX550	55.0	0.70
5VX560	56.0	0.70
5VX570	57.0	0.70
5VX580	58.0	0.75
5VX590	59.0	0.75
5VX600	60.0	0.75
5VX610	61.0	0.75
5VX630	63.0	0.75
5VX650	65.0	0.80
5VX660	66.0	0.80
5VX670	67.0	0.80
5VX680	68.0	0.80
5VX690	69.0	0.80
5VX710	71.0	0.80
5VX730	73.0	0.80
5VX740	74.0	0.80
5VX750	75.0	0.85
5VX780	78.0	0.85
5VX800	80.0	0.90
5VX810	81.0	0.90
5VX830	83.0	0.90
5VX840	84.0	0.90
5VX850	85.0	0.90
5VX860	86.0	0.90
5VX880	88.0	0.95
5VX900	90.0	1.00
5VX930	93.0	1.05
5VX950	95.0	1.10
5VX960	96.0	1.10
5VX1000	100.0	1.20
5VX1030	103.0	1.20
5VX1060	106.0	1.20
5VX1080	108.0	1.30

5VX		
Belt Number	Outside Length (inch)	Approx. Weight (lbs.)
5VX1120	112.0	1.30
5VX1150	115.0	1.40
5VX1180	118.0	1.50
5VX1230	123.0	1.50
5VX1250	125.0	1.50
5VX1320	132.0	1.60
5VX1400	140.0	1.70
5VX1500	150.0	1.80
5VX1600	160.0	1.90
5VX1700	170.0	2.00
5VX1800	180.0	2.10
5VX1900	190.0	2.30
*5VX2000	200.0	2.40

NOTE: \* 5VX2000 NOT AVAILABLE IN EPDM. ONLY AVAILABLE IN (UNIMATCH) CHLOROPRENE CONSTRUCTION.

### AVAILABLE SIZES

Additional lengths may be available. Contact Megadyne for sizes not listed.

All Items subject to minimum order requirements.



**WARNING:** This product can expose you to chemicals including carbon black, which is known to the State of California to cause cancer or birth defects or other reproductive harm. For more information visit [www.P65WARNINGS.ca.gov](http://www.P65WARNINGS.ca.gov)

POWER TRANSMISSION

V-BELTS

# UNIMATCH<sup>®</sup> METRIC SP SERIES

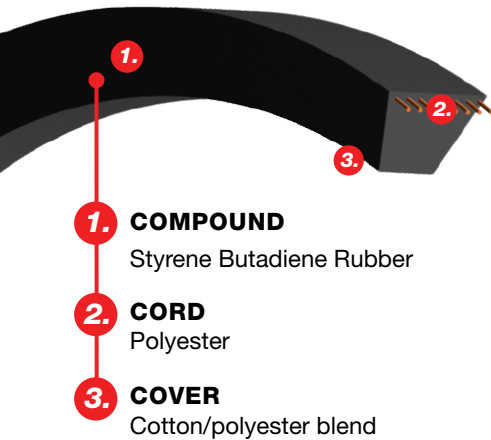
SPZ, SPA, SPB, SPC

OIL & HEAT RESISTANT/STATIC DISSIPATING

Built to ISO Standard 4184, SP series V-belts were the forerunners of the deep wedge, high capacity V-belt sections. These deep-wedge belts (38°) allow for more power, high speed ratios, smaller center distances and more compact drives. They are replacement belts for many imported machines and for machinery built for export.

These V-belts also have the UniMatch feature. This eliminates belt set matching with its multiple stocking problems. Non-standard lengths are available on special order. SP series Metric V-belts are specified by letters indicating the section and numbers giving the pitch length in millimeters - **Example: SPZ512**.

Although metric V-belts are generally designated by section and datum length, they are sometimes labeled with the section letters, belt length in millimeters and the letters "La" (approximate length), "Li" (inside length) or Lw"(effective length). Care should be used here since all manufacturers do not use the same definitions.

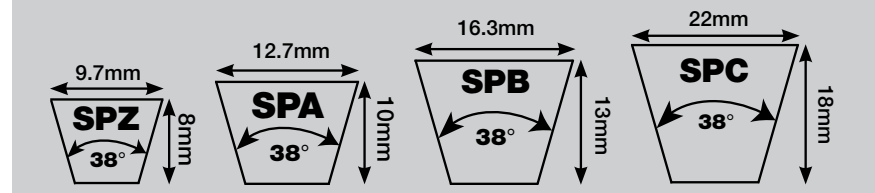


## PART NOMENCLATURE

### SPZ512

- SP** = Metric V-Belt
- Z** = Top width (9.7 mm), Thickness (8 mm)
- 512** = Pitch length (512 mm)

## BELT CROSS SECTION



## FEATURES & BENEFITS

- High Power Capability: Higher power with a more compact drive
- Static Dissipating: Safe operation in potentially dangerous atmosphere
- UniMatch<sup>®</sup> Construction: Consistent performance on multiple V-belt drives and ensures all belts of the same size measure within ISO 4184 matching limits
- Oil & Heat Resistant: Better than standard belts in oily environments (occasional splash) and higher ambient temperatures

## TECHNICAL INFO

- Applications: General Industry, Agriculture
- Engineering Standards: Conforms to ISO Standard 4184
- Temperature Range: -22 °F up to +176 °F (-30 °C up to +80 °C)
- Recommended Pulleys: Use pulleys made to ISO 4143 standards
- Special Constructions: Available in raw edge cogged construction by special order (XPZ, XPA, XPB). Up to 2240mm in all sections.
- Non-Standard Lengths: Available by special order

All items subject to minimum order requirements.



**WARNING:** This product can expose you to chemicals including carbon black, which is known to the State of California to cause cancer or birth defects or other reproductive harm. For more information visit [www.P65WARNINGS.ca.gov](http://www.P65WARNINGS.ca.gov)



# UNIMATCH<sup>®</sup> METRIC SP SERIES

## SPZ

SPZ		
Belt Number	Outside Length (mm)	Approx. Weight (lbs.)
SPZ512	525.0	0.1
SPZ562	575.0	0.1
SPZ587	600.0	0.1
SPZ607	620.0	0.1
SPZ612	625.0	0.1
SPZ630	643.0	0.1
SPZ637	650.0	0.1
SPZ662	675.0	0.1
SPZ670	683.0	0.1
SPZ677	690.0	0.1
SPZ687	700.0	0.1
SPZ710	723.0	0.1
SPZ722	735.0	0.1
SPZ732	745.0	0.1
SPZ737	750.0	0.1
SPZ750	763.0	0.2
SPZ758	771.0	0.2
SPZ760	773.0	0.2
SPZ762	775.0	0.2
SPZ772	785.0	0.2
SPZ787	800.0	0.2
SPZ800	813.0	0.2
SPZ812	825.0	0.2
SPZ825	838.0	0.2
SPZ837	850.0	0.2
SPZ850	863.0	0.2
SPZ862	875.0	0.2
SPZ875	888.0	0.2
SPZ887	900.0	0.2
SPZ900	913.0	0.2
SPZ912	925.0	0.2
SPZ922	935.0	0.2
SPZ925	938.0	0.2
SPZ937	950.0	0.2
SPZ940	953.0	0.2
SPZ950	963.0	0.2
SPZ962	975.0	0.2
SPZ987	1000.0	0.2
SPZ1000	1013.0	0.2
SPZ1010	1023.0	0.2
SPZ1012	1025.0	0.2
SPZ1024	1037.0	0.2
SPZ1037	1050.0	0.2
SPZ1047	1060.0	0.2

SPZ		
Belt Number	Outside Length (mm)	Approx. Weight (lbs.)
SPZ1060	1073.0	0.2
SPZ1077	1090.0	0.2
SPZ1080	1093.0	0.2
SPZ1087	1100.0	0.2
SPZ1100	1113.0	0.2
SPZ1112	1125.0	0.2
SPZ1120	1133.0	0.2
SPZ1137	1150.0	0.2
SPZ1140	1153.0	0.2
SPZ1147	1175.0	0.2
SPZ1162	1175.0	0.2
SPZ1180	1193.0	0.2
SPZ1187	1200.0	0.2
SPZ1200	1213.0	0.2
SPZ1202	1215.0	0.2
SPZ1212	1225.0	0.2
SPZ1237	1250.0	0.2
SPZ1250	1263.0	0.3
SPZ1262	1275.0	0.3
SPZ1270	1283.0	0.3
SPZ1287	1300.0	0.3
SPZ1312	1325.0	0.3
SPZ1320	1333.0	0.3
SPZ1337	1350.0	0.3
SPZ1340	1353.0	0.3
SPZ1347	1360.0	0.3
SPZ1362	1375.0	0.3
SPZ1387	1400.0	0.3
SPZ1400	1413.0	0.3
SPZ1412	1425.0	0.3
SPZ1412	1425.0	0.3
SPZ1420	1433.0	0.3
SPZ1437	1450.0	0.3
SPZ1462	1475.0	0.3
SPZ1470	1483.0	0.3
SPZ1487	1500.0	0.3
SPZ1500	1513.0	0.3
SPZ1512	1525.0	0.3
SPZ1520	1533.0	0.3
SPZ1537	1550.0	0.3
SPZ1560	1573.0	0.3
SPZ1562	1575.0	0.3
SPZ1582	1585.0	0.3
SPZ1587	1600.0	0.3

SPZ		
Belt Number	Outside Length (mm)	Approx. Weight (lbs.)
SPZ1600	1613.0	0.3
SPZ1612	1625.0	0.3
SPZ1637	1650.0	0.3
SPZ1650	1663.0	0.3
SPZ1662	1675.0	0.3
SPZ1682	1695.0	0.3
SPZ1687	1700.0	0.3
SPZ1700	1713.0	0.3
SPZ1709	1722.0	0.3
SPZ1712	1725.0	0.3
SPZ1737	1750.0	0.3
SPZ1750	1763.0	0.3
SPZ1762	1775.0	0.4
SPZ1787	1800.0	0.4
SPZ1800	1813.0	0.4
SPZ1812	1825.0	0.4
SPZ1837	1850.0	0.4
SPZ1850	1863.0	0.4
SPZ1862	1875.0	0.4
SPZ1887	1900.0	0.4
SPZ1900	1913.0	0.4
SPZ1937	1937.0	0.4
SPZ1950	1963.0	0.4
SPZ1962	1975.0	0.4
SPZ1987	2000.0	0.4
SPZ2000	2013.0	0.4
SPZ2037	2050.0	0.4
SPZ2062	2075.0	0.4
SPZ2075	2083.0	0.4
SPZ2087	2100.0	0.4
SPZ2120	2133.0	0.4
SPZ2132	2145.0	0.4
SPZ2137	2150.0	0.4
SPZ2160	2173.0	0.4
SPZ2187	2200.0	0.5
SPZ2240	2253.0	0.5
SPZ2262	2275.0	0.5
SPZ2280	2293.0	0.5
SPZ2287	2300.0	0.5
SPZ2337	2350.0	0.5
SPZ2360	2373.0	0.5
SPZ2410	2423.0	0.5
SPZ2432	2445.0	0.5
SPZ2500	2513.0	0.5

SPZ		
Belt Number	Outside Length (mm)	Approx. Weight (lbs.)
SPZ2585	2593.0	0.5
SPZ2650	2663.0	0.5
SPZ2690	2703.0	0.5
SPZ2782	2795.0	0.6
SPZ2800	2813.0	0.6
SPZ2840	2853.0	0.6
SPZ2900	2913.0	0.6
SPZ2990	3003.0	0.6
SPZ3000	3013.0	0.6
SPZ3150	3163.0	0.6
SPZ3170	3183.0	0.6
SPZ3350	3363.0	0.6
SPZ3550	3563.0	0.7

### AVAILABLE SIZES

Additional lengths may be available. Contact Megadyne for sizes not listed.

All items subject to minimum order requirements.



**WARNING:** This product can expose you to chemicals including carbon black, which is known to the State of California to cause cancer or birth defects or other reproductive harm. For more information visit [www.P65WARNINGS.ca.gov](http://www.P65WARNINGS.ca.gov)



# UNIMATCH<sup>®</sup> METRIC SP SERIES

## SPA

SPA		
Belt Number	Outside Length (mm)	Approx. Weight (lbs.)
SPA732	750.0	0.2
SPA757	757.0	0.2
SPA782	782.0	0.2
SPA800	800.0	0.2
SPA807	825.0	0.2
SPA832	850.0	0.2
SPA850	868.0	0.2
SPA857	875.0	0.2
SPA882	900.0	0.2
SPA900	918.0	0.2
SPA907	925.0	0.3
SPA932	950.0	0.3
SPA950	968.0	0.3
SPA957	975.0	0.3
SPA967	985.0	0.3
SPA982	1000.0	0.3
SPA1000	1018.0	0.3
SPA1007	1025.0	0.3
SPA1032	1050.0	0.3
SPA1060	1078.0	0.3
SPA1082	1100.0	0.3
SPA1092	1110.0	0.3
SPA1107	1125.0	0.3
SPA1120	1138.0	0.3
SPA1132	1150.0	0.3
SPA1157	1175.0	0.3
SPA1180	1198.0	0.3
SPA1187	1205.0	0.3
SPA1207	1225.0	0.3
SPA1220	1238.0	0.4
SPA1232	1232.0	0.4
SPA1250	1268.0	0.4
SPA1257	1275.0	0.4
SPA1262	1280.0	0.4
SPA1272	1290.0	0.4
SPA1282	1300.0	0.4
SPA1307	1307.0	0.4
SPA1320	1338.0	0.4
SPA1332	1350.0	0.4
SPA1357	1375.0	0.4
SPA1382	1400.0	0.4
SPA1400	1418.0	0.4
SPA1407	1425.0	0.4
SPA1423	1441.0	0.4

SPA		
Belt Number	Outside Length (mm)	Approx. Weight (lbs.)
SPA1425	1443.0	0.4
SPA1432	1450.0	0.4
SPA1457	1475.0	0.4
SPA1482	1500.0	0.4
SPA1500	1518.0	0.4
SPA1507	1525.0	0.4
SPA1532	1550.0	0.4
SPA1550	1568.0	0.4
SPA1557	1575.0	0.4
SPA1582	1600.0	0.5
SPA1600	1618.0	0.5
SPA1607	1625.0	0.5
SPA1632	1650.0	0.5
SPA1657	1675.0	0.5
SPA1682	1700.0	0.5
SPA1700	1718.0	0.5
SPA1707	1725.0	0.5
SPA1732	1750.0	0.5
SPA1750	1768.0	0.5
SPA1757	1775.0	0.5
SPA1782	1800.0	0.5
SPA1800	1818.0	0.5
SPA1807	1825.0	0.5
SPA1832	1850.0	0.5
SPA1837	1855.0	0.5
SPA1850	1868.0	0.5
SPA1857	1875.0	0.5
SPA1882	1900.0	0.5
SPA1900	1918.0	0.5
SPA1907	1925.0	0.6
SPA1932	1950.0	0.6
SPA1957	1975.0	0.6
SPA1962	1980.0	0.6
SPA1982	2000.0	0.6
SPA2000	2018.0	0.6
SPA2032	2050.0	0.6
SPA2057	2075.0	0.6
SPA2060	2078.0	0.60
SPA2082	2100.0	0.6
SPA2120	2138.0	0.6
SPA2132	2132.0	0.6
SPA2182	2200.0	0.6
SPA2200	2218.0	0.6
SPA2207	2225.0	0.6

SPA		
Belt Number	Outside Length (mm)	Approx. Weight (lbs.)
SPA2230	2248.0	0.6
SPA2232	2250.0	0.6
SPA2240	2258.0	0.6
SPA2282	2300.0	0.7
SPA2300	2318.0	0.7
SPA2307	2325.0	0.7
SPA2332	2350.0	0.7
SPA2360	2378.0	0.7
SPA2382	2400.0	0.7
SPA2432	2450.0	0.7
SPA2450	2468.0	0.7
SPA2482	2500.0	0.7
SPA2500	2518.0	0.7
SPA2532	2550.0	0.7
SPA2582	2600.0	0.7
SPA2607	2625.0	0.7
SPA2632	2650.0	0.7
SPA2650	2668.0	0.7
SPA2682	2700.0	0.7
SPA2720	2738.0	0.7
SPA2732	2750.0	0.7
SPA2782	2800.0	0.8
SPA2800	2818.0	0.8
SPA2832	2850.0	0.8
SPA2882	2900.0	0.8
SPA2900	2918.0	0.8
SPA2932	2950.0	0.8
SPA2982	3000.0	0.8
SPA3000	3018.0	0.8
SPA3032	3050.0	0.9
SPA3082	3100.0	0.9
SPA3150	3168.0	0.9
SPA3182	3200.0	0.9
SPA3282	3300.0	0.9
SPA3350	3368.0	1.0
SPA3382	3400.0	1.0
SPA3550	3568.0	1.0
SPA3750	3768.0	1.1
SPA4000	3418.0	1.2
SPA4250	4268.0	1.2
SPA4500	4518.0	1.3
SPA4865	4883.0	1.4

### AVAILABLE SIZES

Additional lengths may be available. Contact Megadyne for sizes not listed.

All items subject to minimum order requirements.



**WARNING:** This product can expose you to chemicals including carbon black, which is known to the State of California to cause cancer or birth defects or other reproductive harm. For more information visit [www.P65WARNINGS.ca.gov](http://www.P65WARNINGS.ca.gov)



# UNIMATCH<sup>®</sup> METRIC SP SERIES

SPB, SPC

SPB		
Belt Number	Outside Length (mm)	Approx. Weight (lbs.)
SPB1250	1272.0	0.6
SPB1260	1282.0	0.6
SPB1320	1342.0	0.7
SPB1340	1362.0	0.7
SPB1400	1422.0	0.7
SPB1410	1432.0	0.7
SPB1450	1472.0	0.7
SPB1500	1522.0	0.8
SPB1550	1572.0	0.8
SPB1590	1612.0	0.8
SPB1600	1622.0	0.8
SPB1650	1672.0	0.9
SPB1700	1722.0	0.9
SPB1750	1772.0	0.9
SPB1800	1822.0	0.9
SPB1850	1872.0	0.9
SPB1900	1922.0	0.9
SPB1950	1972.0	1.0
SPB2000	2022.0	1.0
SPB2020	2042.0	1.1
SPB2060	2082.0	1.1
SPB2120	2142.0	1.1
SPB2150	2172.0	1.1
SPB2180	2202.0	1.1
SPB2240	2262.0	1.1
SPB2280	2302.0	1.2
SPB2300	2322.0	1.2
SPB2350	2372.0	1.2
SPB2360	2382.0	1.2
SPB2410	2432.0	1.2
SPB2430	2452.0	1.2
SPB2500	2522.0	1.2
SPB2530	2552.0	1.3
SPB2580	2602.0	1.3
SPB2650	2682.0	1.3
SPB2680	2702.0	1.4
SPB2720	2742.0	1.4
SPB2800	2822.0	1.4
SPB2840	2862.0	1.5
SPB2900	2922.0	1.5

SPB		
Belt Number	Outside Length (mm)	Approx. Weight (lbs.)
SPB2990	3012.0	1.5
SPB3000	3022.0	1.5
SPB3070	3092.0	1.6
SPB3150	3172.0	1.6
SPB3170	3192.0	1.6
SPB3250	3272.0	1.6
SPB3340	3362.0	1.6
SPB3350	3372.0	1.7
SPB3412	3434.0	1.7
SPB3450	3472.0	1.7
SPB3550	3572.0	1.7
SPB3650	3672.0	1.8
SPB3750	3772.0	1.8
SPB3800	3822.0	1.9
SPB4000	4022.0	2.0
SPB4060	4082.0	2.0
SPB4250	4272.0	2.1
SPB4310	4332.0	2.1
SPB4500	4522.0	2.2
SPB4560	4582.0	2.2
SPB4620	4642.0	2.3
SPB4750	4772.0	2.3
SPB4820	4842.0	2.4
SPB4870	4892.0	2.4
SPB5000	5022.0	2.5
SPB5070	5092.0	2.6
SPB5300	5322.0	2.7
SPB5500	5522.0	2.7
SPB5380	5402.0	2.7
SPB5600	5622.0	2.8
SPB5680	5702.0	2.8
SPB5990	6012.0	2.9
SPB6000	6022.0	3.0
SPB6300	6322.0	3.1
SPB6340	6362.0	3.2
SPB6700	6722.0	3.4
SPB7100	7122.0	3.6
SPB7500	7522.0	3.7
SPB7990	8012.0	4.0
SPB8000	8022.0	4.0

SPC		
Belt Number	Outside Length (mm)	Approx. Weight (lbs.)
SPC1700	1730.0	1.6
SPC1800	1830.0	1.6
SPC1900	1930.0	1.7
SPC2000	2030.0	1.7
SPC2120	2150.0	1.8
SPC2240	2270.0	1.8
SPC2360	2390.0	1.9
SPC2500	2530.0	2.0
SPC2650	2680.0	2.1
SPC2800	2830.0	2.2
SPC3000	3030.0	2.4
SPC3150	3150.0	2.5
SPC3350	3380.0	2.6
SPC3550	3580.0	2.8
SPC3700	3730.0	2.9
SPC3750	3780.0	2.9
SPC4000	4030.0	3.1
SPC4250	4280.0	3.3
SPC4500	4530.0	3.5
SPC4750	4780.0	3.7
SPC5000	5030.0	3.9
SPC5300	5330.0	4.2
SPC5600	5630.0	4.4
SPC6000	6030.0	4.7
SPC6045	6075.0	4.8
SPC6300	6330.0	4.9
SPC6500	6530.0	5.0
SPC6700	6730.0	5.2
SPC7000	7030.0	5.4
SPC7100	7130.0	5.6
SPC7500	7530.0	5.9
SPC8000	8030.0	6.3
SPC8500	8530.0	6.7
SPC9000	9030.0	7.1
SPC10000	10030.0	7.9
SPC10600	10630.0	8.3
SPC11200	11230.0	8.8
SPC11800	11830.0	9.3
SPC12500	12530.0	9.9

## AVAILABLE SIZES

Additional lengths may be available. Contact Megadyne for sizes not listed.

All items subject to minimum order requirements.



**WARNING:** This product can expose you to chemicals including carbon black, which is known to the State of California to cause cancer or birth defects or other reproductive harm. For more information visit [www.P65WARNINGS.ca.gov](http://www.P65WARNINGS.ca.gov)

POWER TRANSMISSION

V-BELTS



# DYNAMIC-X

## EPDM RAW EDGE COGGED METRIC V-BELTS

XPZ, XPA, XPB & XPC

Dynamic-X EPDM raw edge cogged metric V-belts conform to ISO 1813 and ARPM IP 3-3 standards. They are ideal as a replacement on drive for imported machinery that require metric cross sections.

### PART NOMENCLATURE

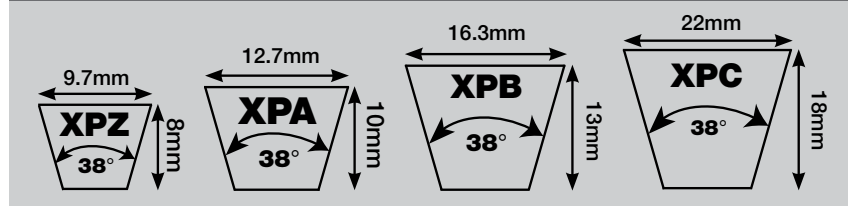
#### XPZ562

**XP** = Metric Cogged V-Belt  
**Z** = Top width (9.7 mm), Thickness (8 mm)  
**562** = Pitch length (mm)



1. **COMPOUND**  
EPDM
2. **CORD**  
Polyester
3. **TOP FABRIC**  
Cotton/polyester blend

### BELT CROSS SECTION



### FEATURES & BENEFITS

- EPDM Compound: High Temperature and Flex Fatigue resistance with environmentally friendly properties
- Raw Edge Sidewalls: Saves energy by minimizing slippage with increased efficiency in comparison with wrapped v-belts
- Improved Cog Design: Increased flexibility and improved performance on small diameter pulleys and high speed drives
- MegaMatch Construction: All belts meet the tightest dimensional tolerances and can be installed without matching
- Heat Resistant: Better than standard belts in higher ambient temperatures
- Ground Sidewalls: For smooth-running operation with no vibration and reduced noise levels
- Environment Friendly: All compounds are halogen-free and RoHS compliant
- Static Conductive: Dynamic-X belts are static conductive according to ISO 1813 & ARPM IP 3-3 standards

### TECHNICAL INFO

- Applications: General Industry, HVAC equipment, pumps, blowers, high ambient temperatures, high efficiency drives and more
- Engineering Standards: Conforms to ISO 4184
- Temperature Range: -40 °F up to +230 °F (-40 °C up to +110 °C)
- Recommended Pulleys: Use pulleys made to ARPM & MPTA standards

All items subject to minimum order requirements.



**WARNING:** This product can expose you to chemicals including carbon black, which is known to the State of California to cause cancer or birth defects or other reproductive harm. For more information visit [www.P65WARNINGS.ca.gov](http://www.P65WARNINGS.ca.gov)



# DYNAMIC-X

## EPDM RAW EDGE COGGED METRIC V-BELTS

XPZ, XPA

XPZ		
BELT NUMBER	OUTSIDE LENGTH (mm)	APPROX. WEIGHT (lbs.)
XPZ562	575.0	0.1
XPZ587	600.0	0.1
XPZ612	625.0	0.1
XPZ630	643.0	0.1
XPZ662	675.0	0.1
XPZ670	683.0	0.1
XPZ677	690.0	0.1
XPZ687	700.0	0.1
XPZ710	723.0	0.1
XPZ722	735.0	0.1
XPZ737	750.0	0.2
XPZ750	763.0	0.2
XPZ762	775.0	0.2
XPZ772	785.0	0.2
XPZ787	800.0	0.2
XPZ800	813.0	0.2
XPZ812	825.0	0.2
XPZ825	838.0	0.2
XPZ837	850.0	0.2
XPZ850	863.0	0.2
XPZ862	875.0	0.2
XPZ875	888.0	0.2
XPZ887	900.0	0.2
XPZ900	913.0	0.2
XPZ912	925.0	0.2
XPZ925	938.0	0.2
XPZ937	950.0	0.2
XPZ950	963.0	0.2
XPZ987	1000.0	0.2
XPZ1000	1013.0	0.2
XPZ1012	1025.0	0.2
XPZ1024	1037.0	0.2
XPZ1037	1050.0	0.2
XPZ1047	1060.0	0.2
XPZ1060	1073.0	0.2
XPZ1077	1090.0	0.2
XPZ1087	1100.0	0.2
XPZ1112	1125.0	0.2
XPZ1120	1133.0	0.2
XPZ1137	1150.0	0.2
XPZ1140	1153.0	0.2
XPZ1147	1160.0	0.2
XPZ1150	1163.0	0.2

XPZ		
BELT NUMBER	OUTSIDE LENGTH (mm)	APPROX. WEIGHT (lbs.)
XPZ1162	1175.0	0.2
XPZ1180	1193.0	0.2
XPZ1187	1200.0	0.2
XPZ1202	1215.0	0.2
XPZ1212	1225.0	0.2
XPZ1237	1250.0	0.3
XPZ1250	1263.0	0.3
XPZ1262	1275.0	0.3
XPZ1270	1283.0	0.3
XPZ1287	1300.0	0.3
XPZ1312	1325.0	0.3
XPZ1320	1333.0	0.3
XPZ1337	1350.0	0.3
XPZ1362	1375.0	0.3
XPZ1400	1413.0	0.3
XPZ1437	1450.0	0.3
XPZ1462	1475.0	0.3
XPZ1480	1493.0	0.3
XPZ1487	1500.0	0.3
XPZ1500	1513.0	0.3
XPZ1512	1525.0	0.3
XPZ1537	1550.0	0.3
XPZ1560	1573.0	0.3
XPZ1587	1600.0	0.3
XPZ1600	1613.0	0.3
XPZ1662	1675.0	0.3
XPZ1700	1713.0	0.3
XPZ1712	1725.0	0.3
XPZ1737	1750.0	0.4
XPZ1800	1813.0	0.4
XPZ1812	1825.0	0.4
XPZ1837	1850.0	0.4
XPZ1850	1863.0	0.4
XPZ1862	1875.0	0.4
XPZ1900	1913.0	0.4
XPZ1937	1950.0	0.4
XPZ1950	1963.0	0.4
XPZ1962	1975.0	0.4
XPZ2000	2013.0	0.4
XPZ2037	2050.0	0.4
XPZ2087	2100.0	0.4
XPZ2120	2133.0	0.4
XPZ2187	2200.0	0.4

XPA		
BELT NUMBER	OUTSIDE LENGTH (mm)	APPROX. WEIGHT (lbs.)
XPA800	818.0	0.20
XPA807	825.0	0.20
XPA832	850.0	0.20
XPA850	868.0	0.20
XPA857	875.0	0.20
XPA882	900.0	0.20
XPA900	918.0	0.20
XPA907	925.0	0.30
XPA932	950.0	0.30
XPA950	968.0	0.30
XPA957	975.0	0.30
XPA969	987.0	0.30
XPA982	1000.0	0.30
XPA1000	1018.0	0.30
XPA1007	1025.0	0.30
XPA1032	1050.0	0.30
XPA1060	1078.0	0.30
XPA1080	1098.0	0.30
XPA1082	1100.0	0.30
XPA1107	1125.0	0.30
XPA1120	1138.0	0.30
XPA1132	1150.0	0.30
XPA1150	1168.0	0.30
XPA1157	1175.0	0.30
XPA1180	1198.0	0.30
XPA1207	1225.0	0.40
XPA1232	1250.0	0.40
XPA1250	1268.0	0.40
XPA1257	1275.0	0.40
XPA1272	1290.0	0.40
XPA1282	1300.0	0.40
XPA1307	1325.0	0.40
XPA1320	1338.0	0.40
XPA1332	1350.0	0.40
XPA1340	1358.0	0.40
XPA1357	1375.0	0.40
XPA1367	1385.0	0.40
XPA1382	1400.0	0.40
XPA1400	1418.0	0.45
XPA1407	1425.0	0.45
XPA1432	1450.0	0.45
XPA1450	1468.0	0.45
XPA1457	1475.0	0.45

XPA		
BELT NUMBER	OUTSIDE LENGTH (mm)	APPROX. WEIGHT (lbs.)
XPA1482	1500.0	0.45
XPA1500	1518.0	0.45
XPA1507	1525.0	0.45
XPA1532	1550.0	0.45
XPA1550	1568.0	0.45
XPA1557	1575.0	0.45
XPA1582	1600.0	0.50
XPA1600	1618.0	0.50
XPA1632	1650.0	0.50
XPA1650	1668.0	0.50
XPA1657	1675.0	0.50
XPA1682	1700.0	0.50
XPA1700	1718.0	0.55
XPA1707	1725.0	0.55
XPA1782	1800.0	0.55
XPA1800	1818.0	0.55
XPA1882	1900.0	0.55
XPA1900	1918.0	0.55
XPA1907	1925.0	0.60
XPA1932	1950.0	0.60
XPA1950	1968.0	0.60
XPA1982	2000.0	0.60
XPA2000	2018.0	0.60
XPA2082	2100.0	0.60
XPA2120	2138.0	0.60
XPA2132	2150.0	0.65
XPA2182	2200.0	0.65
XPA2240	2258.0	0.65
XPA2282	2300.0	0.65
XPA2360	2378.0	0.70
XPA2432	2450.0	0.70
XPA2475	2493.0	0.70
XPA2500	2518.0	0.70
XPA2650	2668.0	0.70
XPA3150	3168.0	0.70
XPA3350	3368.0	1.00

### AVAILABLE SIZES

Additional lengths may be available. Contact Megadyne for sizes not listed.

All Items subject to minimum order requirements.



**WARNING:** This product can expose you to chemicals including carbon black, which is known to the State of California to cause cancer or birth defects or other reproductive harm. For more information visit [www.P65WARNINGS.ca.gov](http://www.P65WARNINGS.ca.gov)

POWER TRANSMISSION

V-BELTS



# DYNAMIC-X

## EPDM RAW EDGE COGGED METRIC V-BELTS

XPB, XPC

XPB		
BELT NUMBER	OUTSIDE LENGTH (mm)	APPROX. WEIGHT (lbs.)
XPB1250	1272.0	0.60
XPB1320	1342.0	0.70
XPB1340	1362.0	0.70
XPB1400	1422.0	0.70
XPB1500	1522.0	0.80
XPB1590	1612.0	0.80
XPB1600	1622.0	0.80
XPB1700	1722.0	0.90
XPB1800	1822.0	0.90
XPB1900	1922.0	0.90
XPB1950	1972.0	0.90
XPB2000	2022.0	1.00
XPB2120	2142.0	1.10
XPB2150	2172.0	1.10
XPB2180	2202.0	1.10
XPB2240	2262.0	1.10
XPB2300	2322.0	1.20
XPB2360	2382.0	1.20
XPB2500	2522.0	1.20
XPB2530	2552.0	1.25
XPB2650	2672.0	1.30
XPB2800	2822.0	1.50
XPB3150	3172.0	1.60
XPB3350	3372.0	1.65
XPB3550	3572.0	1.70

**XPC - CHLOROPRENE**

XPC Section belts with Chloroprene compound are available by special order.

Contact Megadyne for availability.

**AVAILABLE SIZES**  
 Additional lengths may be available. Contact Megadyne for sizes not listed.

**All Items subject to minimum order requirements.**

V-BELTS




**WARNING:** This product can expose you to chemicals including carbon black, which is known to the State of California to cause cancer or birth defects or other reproductive harm. For more information visit [www.P65WARNINGS.ca.gov](http://www.P65WARNINGS.ca.gov)

# ACCU-LINK®

## DETACHABLE TAB LINK TYPE V-BELT THE IDEAL V-BELT ALTERNATIVE!

Accu-Link is an alternative to conventional rubber belts in many applications. Made endless with a single twist, an open length of belt can be wrapped around pulleys in hard-to-fit applications yielding fast belt replacement. Additionally, Accu-Link's high strength polyester fabric link design offers high tensile strength and reduces vibration. Accu-Link's urethane impregnation offers terrific oil and wear resistance.



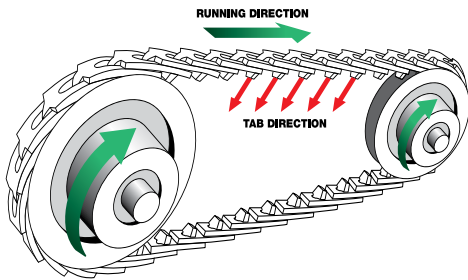
### PART NOMENCLATURE

#### 3L-LINK-5

- 3L** = Belt Type
- LINK** = Accu-Link construction
- 5** = Belt length in feet

### ACCU-LINK IS A DIRECTIONAL PRODUCT.

### SEE ILLUSTRATION BELOW FOR CORRECT RUNNING DIRECTION:



### COMPOUND

Rugged polyester fabric impregnated with premium urethane coating



**Insert & Twist**



### FEATURES & BENEFITS

- Durable Urethane Coating: Increased life and durability
- Rugged Polyester Fabric: Strength and longer life; maximum horsepower
- Assemble To Any Length: Reduces inventory
- Easy "No Tools" Assembly: Assembles by hand
- Chemical/High-Temp Resistance: Dependable in harsh environments
- Link Construction: Rolls onto drive pulleys like chain - no cords to break.
- Smooth Operation: Reduced vibration over conventional V-belts
- Versatile: Can be used in any industry, hundreds of applications
- Horsepower Capacity: Power ratings equal to conventional V-belts
- Interchangeability: Uses existing standard pulleys

### TECHNICAL INFO

- Applications: For use in applications where it's difficult to install an endless belt, avoiding costly labor-intensive machine dis-assembly. Ideal for use on mobile service vehicles where carrying a large inventory of belts is not practical. Can be used either as singles or on multiple belt drives. Widely used in poultry, HVAC, agriculture and general industry.
- Engineering Standards: None (No engineering standard exists for link-type belting)
- Recommended Pulleys: Use pulleys made to ARPM standards
- Temperature Range: -22 °F up to +176 °F (-30 °C up to +80 °C)

### ACCU-LINK®

Belt Type	Top Width	Part Number	Length (feet)	Weight Per Foot (lbs.)	Packaging
3L	0.38"	3L-LINK-5	5	0.50	5 ft. in one sleeve
		3L-LINK-25	25	0.50	25 ft. in one carton
		3L-LINK-100	100	0.50	100 ft. in one carton
A	0.50"	A-LINK-5	5	0.60	5 ft. in one sleeve
		A-LINK-25	25	0.60	25 ft. in one carton
		A-LINK-100	100	0.60	100 ft. in one carton
B	0.66"	B-LINK-6	6	0.90	6 ft. in one sleeve
		B-LINK-25	25	0.90	25 ft. in one carton
		B-LINK-100	100	0.90	100 ft. in one carton
C	0.88"	C-LINK-25	25	0.17	25 ft. in one carton
CC		Also available in CC section by request - contact Megadyne			

# DOUBLE-V HEXAGONAL CLASSICAL

AA, BB, CC

Specially designed for serpentine and reversing drives, Double V-belts transmit power from both sides of the belt. Polyester cords and cotton/polyester cover provide maximum strength and length stability with minimum stretch. These belts conform to ARPM Engineering Standard IP-21. Double V-belts are available in three standard sections (AA, BB, CC) in lengths up to 540 inches. CC Section (Dry Can belts - double notched for extra flexibility) are used in drying can applications in the textile industry and are available upon request.

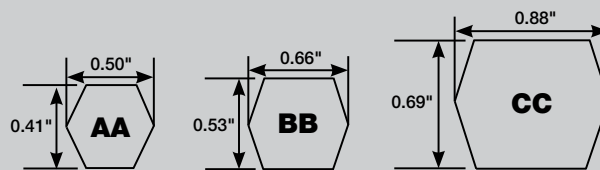
Double-V belts are specified by belt section letters and a Standard Length Designation that is equivalent to the length of single "V" profile belts - **Example: AA49**

## PART NOMENCLATURE

### AA49

**AA** = 0.50" width x 0.41" thickness  
**49** = Inside length 49.9"

## BELT CROSS SECTION



## FEATURES & BENEFITS

- Polyester Tensile Member: Maximum strength, minimum stretch
- Dual Cross-Section Construction: Flexibility in design; transmits power from both sides of the belt
- Center Cordline Construction: Increased flexibility on reverse bend or serpentine drives

## TECHNICAL INFO

- Applications: General Industry, Lawn & Garden, Textile, Agriculture, Material Sorting
- Engineering Standards: Conforms to ARPM standard IP-21
- Temperature Range: -22 °F up to +176 °F (-30 °C up to +80 °C)
- Recommended Pulleys: Use pulleys made to ARPM IP-20 engineering standard
- *Note: Double-V nomenclature differs from Agricultural belts. Contact Megadyne for length conversions*



- 1. COMPOUND**  
Styrene Butadiene Rubber
- 2. CORD**  
Polyester
- 3. TOP FABRIC**  
Cotton/polyester blend



# DOUBLE-V HEXAGONAL CLASSICAL

AA, BB, CC

AA		
Belt Number	Outside Length (inch)	Approx. Weight (lbs.)
AA49	49.9	0.5
AA51	51.9	0.5
AA55	55.9	0.5
AA58	58.9	0.5
AA60	60.9	0.5
AA63	63.9	0.6
AA68	68.9	0.6
AA73	73.9	0.6
AA75	75.9	0.6
AA78	78.9	0.8
AA80	80.9	0.8
AA83	83.9	0.8
AA85	85.9	0.8
AA88	88.9	0.8
AA90	90.9	0.8
AA93	93.9	1.0
AA96	96.9	1.0
AA98	98.9	1.0
AA100	100.9	1.0
AA105	105.9	1.0
AA112	112.9	1.2
AA120	120.9	1.2
AA128	128.9	1.3
AA130	130.9	1.3
AA145	145.9	1.4
AA148	148.9	1.5
AA155	155.9	1.5
AA194	194.9	1.8
AA240	240.9	2.4

BB		
Belt Number	Outside Length (inch)	Approx. Weight (lbs.)
BB43	44.3	0.6
BB45	46.3	0.64
BB50	51.3	0.7
BB51	52.3	0.7
BB54	55.3	0.85
BB55	56.3	0.9
BB60	61.3	1.0
BB62	63.3	1.0
BB68	69.3	1.0
BB70	71.3	1.0
BB71	72.3	1.0
BB72	73.3	1.0
BB73	74.3	1.0
BB74	75.3	1.0
BB75	76.3	1.0
BB76	77.3	1.0
BB77	78.3	1.0
BB81	82.3	1.1
BB85	86.3	1.1
BB87	88.3	1.1
BB90	91.3	1.1
BB92	93.3	1.2
BB93	94.3	1.2
BB94	95.3	1.2
BB95	96.3	1.2
BB96	97.3	1.2
BB97	98.3	1.2
BB100	101.3	1.25
BB102	103.3	1.3
BB103	104.3	1.3
BB104	105.3	1.3
BB105	106.3	1.3
BB107	108.3	1.3
BB108	109.3	1.3
BB111	112.3	1.3
BB112	113.3	1.4
BB114	115.3	1.4
BB115	116.3	1.45
BB116	117.3	1.5
BB118	119.3	1.5

BB		
Belt Number	Outside Length (inch)	Approx. Weight (lbs.)
BB120	121.3	1.5
BB124	125.3	1.5
BB127	128.3	1.55
BB128	129.3	1.6
BB129	130.3	1.7
BB130	131.3	1.7
BB133	134.3	1.75
BB136	137.3	1.8
BB140	141.3	1.8
BB144	145.3	1.8
BB148	149.3	1.9
BB155	156.3	2.0
BB158	159.3	2.0
BB161	162.3	2.0
BB162	163.3	2.1
BB168	169.3	2.1
BB170	171.3	2.1
BB172	173.3	2.1
BB173	174.3	2.1
BB175	176.3	2.1
BB180	181.3	2.2
BB182	183.3	2.3
BB185	186.3	2.3
BB187	188.3	2.4
BB190	191.3	2.4
BB195	196.3	2.4
BB210	211.3	2.6
BB214	215.3	2.65
BB215	216.3	2.66
BB225	226.3	2.8
BB228	229.3	2.9
BB234	235.3	2.9
BB240	241.3	2.9
BB255	256.3	3.1
BB270	271.3	3.3
BB278	279.3	3.7
BB300	301.3	3.7
BB360	361.3	4.6

BB		
Belt Number	Outside Length (Inch)	Approx. Weight (lbs.)
CC75	77.1	1.7
CC81	83.1	1.8
CC85	87.1	1.9
CC90	92.1	2.0
CC96	98.1	2.2
CC105	107.1	2.4
CC112	114.1	2.5
CC118	120.1	2.6
CC119	121.1	2.6
CC120	122.1	2.7
CC128	130.1	2.9
CC140	142.1	3.1
CC144	146.1	3.2
CC154	156.1	3.4
CC158	160.1	3.5
CC162	164.1	3.8
CC173	175.1	3.8
CC174	176.1	3.8
CC178	180.1	4.0
CC180	182.1	4.0
CC195	197.1	4.6
CC210	212.1	4.7
CC225	227.1	4.9
CC234	236.1	5.1
CC240	242.1	5.2
CC270	272.1	5.9
CC300	302.1	6.5
CC330	332.1	7.2
CC360	362.1	7.8
CC390	392.1	8.5
CC420	422.1	9.1
CC780	782.1	14.9

**CC**  
**DOUBLE NOTCHED**

Available upon request

## AVAILABLE SIZES

Additional lengths may be available. Contact Megadyne for sizes not listed.

All items subject to minimum order requirements.



**WARNING:** This product can expose you to chemicals including carbon black, which is known to the State of California to cause cancer or birth defects or other reproductive harm. For more information visit [www.P65WARNINGS.ca.gov](http://www.P65WARNINGS.ca.gov)

POWER TRANSMISSION

# DOUBLE-V HEXAGONAL CLASSICAL

## V-BELTS FOR POULTRY INDUSTRY

Used on equipment in the poultry industry for the de-feathering process, Megadyne Double-V Hexagonal Classical Belts have proven themselves in this harsh environment. Where a suffix of N is seen at the end of the belt number (**Example: BB158N**), belts are double-notched for extra flexibility.



Belt Number	Inside Length (inch)	Approx. Weight (lbs.)	Construction
AA128	128.9	1.30	Standard
AA148	148.9	1.50	Standard
BB155	156.3	2.00	Standard
BB155N	156.3	2.00	Double Notched
BB158	159.3	2.00	Standard
BB158N	159.3	2.00	Double Notched
BB172N	173.3	2.10	Double Notched
BB185	186.3	2.30	Standard

Note: "N" suffix on belt number denotes double notch construction (notches on top and bottom of belt). Contact Megadyne for sizes not listed.

Temperature Range: -22 °F up to +176 °F (-30 °C up to +80 °C)



# NEOFLEX 60° WIDE ANGLE V-BELT

## 7M - CHLOROPRENE RUBBER BODY



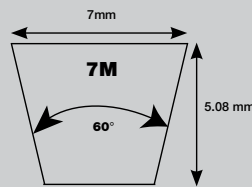
Neoflex transmits more power in less space. The wide 60° angle provides more sidewall support under the tensile member for even load distribution and higher power ratings. Neoflex allows for maximum speed ratios with smaller pulleys. Constructed of chloroprene rubber with transverse fabric plies for maximum rigidity. Tensile member is polyester.

### PART NOMENCLATURE

#### 7MR600

- 7M** = Top width (7 mm)
- R** = Rubber construction
- 600** = Effective length (600 mm)

### BELT CROSS SECTION



NEOFLEX V-BELT 7M	
Belt Number	Effective Length (mm)
7MR600	600.0
7MR615	615.0
7MR630	630.0
7MR650	650.0
7MR670	670.0
7MR690	690.0
7MR710	710.0
7MR730	730.0
7MR750	750.0
7MR775	775.0
7MR800	800.0
7MR825	825.0
7MR850	850.0

NEOFLEX V-BELT 7M	
Belt Number	Effective Length (mm)
7MR875	875.0
7MR900	900.0
7MR925	925.0
7MR950	950.0
7MR975	975.0
7MR1000	1000.0
7MR1030	1030.0
7MR1060	1060.0
7MR1090	1090.0
7MR1120	1120.0
7MR1150	1150.0
7MR1180	1180.0

NEOFLEX V-BELT 7M	
Belt Number	Effective Length (mm)
7MR1220	1220.0
7MR1250	1250.0
7MR1280	1280.0
7MR1320	1320.0
7MR1360	1360.0
7MR1400	1400.0
7MR1450	1450.0
7MR1500	1500.0
7MR1550	1550.0
7MR1600	1600.0
7MR1650	1650.0
7MR1700	1700.0

Temperature Range: -22 °F up to +176 °F (-30 °C up to +80 °C)



**WARNING:** This product can expose you to chemicals including carbon black, which is known to the State of California to cause cancer or birth defects or other reproductive harm. For more information visit [www.P65WARNINGS.ca.gov](http://www.P65WARNINGS.ca.gov)

POWER TRANSMISSION

V-BELTS

# MXV SUPER DUTY

## CLUTCHING FABRIC COVER WITH TOUGH ARAMID TENSILE CORD MXV3, MXV4, MXV5




MXV belts are ideal for lawn and garden applications. The special aramid tensile member guarantees excellent shock resistance while the bare back construction special cover assures smooth belt release and engagement in clutching applications. Specially formulated oil and heat resistant synthetic rubber compound.

Part number denotes nominal top width (inch) and outside length in tenths of an inch.  
**Example: MXV4-300**

### PART NOMENCLATURE

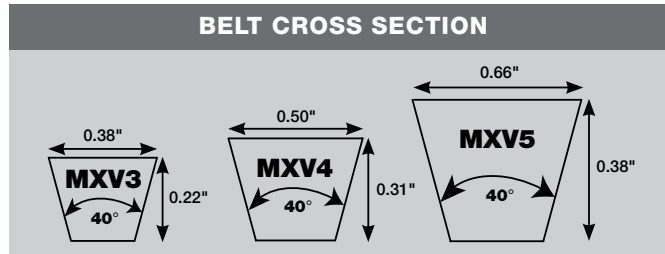
#### MXV4-300

- MXV** = Heavy duty construction
- 4** = Nominal top width (0.50")
- 300** = Outside length in tenths of an inch = 30.0"



- 1. COMPOUND**  
Oil & heat resistant synthetic rubber
- 2. CORD**  
High Modulus Aramid
- 3. COVER**  
Bare Back fabric (no rubber impregnation - for clutching capability)

### BELT CROSS SECTION



### FEATURES & BENEFITS

- Aramid Tensile Member: Low stretch tensile member; resistant to shock load
- Special Fiber Loaded Undercord: Greater tensile member support
- Blue Bare Back Cover: Smooth, quiet operation on clutching applications
- Thin Profile: Flexible on small pulleys for long life

### TECHNICAL INFO

- Applications: Lawn & Garden, Agriculture, Pumps, Blowers, Fans, Woodworking Equipment, Hand Tools, Sprayers, Compressors
- Engineering Standards: Conforms to ARPM standard IP-23
- Temperature Range: -4 °F up to +176 °F (-20 °C up to +80 °C)
- Recommended Pulleys: Use pulleys made to ARPM standards
- Note: MXV belts have the same dimensions and tolerances as standard FHP belts.



**WARNING:** This product can expose you to chemicals including carbon black, which is known to the State of California to cause cancer or birth defects or other reproductive harm. For more information visit [www.P65WARNINGS.ca.gov](http://www.P65WARNINGS.ca.gov)



# MXV LAWN & GARDEN

MXV3, MXV4

**AVAILABLE SIZES:** Additional lengths may be available. Contact Megadyne for sizes not listed.

MXV3		
Belt Number	Outside Length (inch)	Approx. Weight (lbs.)
MXV3-200	20.0	0.08
MXV3-210	21.0	0.08
MXV3-220	22.0	0.09
MXV3-230	23.0	0.09
MXV3-240	24.0	0.09
MXV3-250	25.0	0.1
MXV3-260	26.0	0.1
MXV3-270	27.0	0.11
MXV3-280	28.0	0.11
MXV3-290	29.0	0.12
MXV3-300	30.0	0.12
MXV3-310	31.0	0.12
MXV3-320	32.0	0.13
MXV3-330	33.0	0.13
MXV3-340	34.0	0.14
MXV3-350	35.0	0.14
MXV3-360	36.0	0.14
MXV3-370	37.0	0.15
MXV3-380	38.0	0.15
MXV3-390	39.0	0.16
MXV3-400	40.0	0.16
MXV3-410	41.0	0.16
MXV3-420	42.0	0.17
MXV3-430	43.0	0.17
MXV3-440	44.0	0.18
MXV3-450	45.0	0.18
MXV3-460	46.0	0.18
MXV3-470	47.0	0.19
MXV3-480	48.0	0.19
MXV3-490	49.0	0.2
MXV3-500	50.0	0.2
MXV3-510	51.0	0.21
MXV3-520	52.0	0.21
MXV3-530	53.0	0.21
MXV3-550	55.0	0.22
MXV3-600	60.0	0.22
MXV3-610	61.0	0.23
MXV3-620	62.0	0.23
MXV3-630	63.0	0.23
MXV3-640	64.0	0.24
MXV3-650	65.0	0.24
MXV3-660	66.0	0.25
MXV3-670	67.0	0.25

MXV4		
Belt Number	Outside Length (inch)	Approx. Weight (lbs.)
MXV4-180	18.0	0.07
MXV4-190	19.0	0.08
MXV4-200	20.0	0.09
MXV4-210	21.0	0.1
MXV4-220	22.0	0.1
MXV4-230	23.0	0.11
MXV4-240	24.0	0.11
MXV4-250	25.0	0.12
MXV4-260	26.0	0.12
MXV4-270	27.0	0.12
MXV4-280	28.0	0.13
MXV4-290	29.0	0.13
MXV4-295	29.5	0.14
MXV4-300	30.0	0.14
MXV4-310	31.0	0.14
MXV4-320	32.0	0.15
MXV4-325	32.5	0.15
MXV4-330	33.0	0.15
MXV4-340	34.0	0.16
MXV4-350	35.0	0.16
MXV4-355	35.5	0.16
MXV4-360	36.0	0.17
MXV4-370	37.0	0.17
MXV4-380	38.0	0.18
MXV4-390	39.0	0.18
MXV4-400	40.0	0.18
MXV4-410	41.0	0.19
MXV4-420	42.0	0.19
MXV4-430	43.0	0.2
MXV4-440	44.0	0.2
MXV4-450	45.0	0.21
MXV4-460	46.0	0.21
MXV4-470	47.0	0.22
MXV4-480	48.0	0.22
MXV4-490	49.0	0.23
MXV4-500	50.0	0.23
MXV4-510	51.0	0.24
MXV4-520	52.0	0.24
MXV4-530	53.0	0.24
MXV4-540	54.0	0.25
MXV4-550	55.0	0.25
MXV4-560	56.0	0.26
MXV4-570	57.0	0.26
MXV4-580	58.0	0.27

MXV4		
Belt Number	Outside Length (inch)	Approx. Weight (lbs.)
MXV4-590	59.0	0.27
MXV4-600	60.0	0.28
MXV4-610	61.0	0.28
MXV4-620	62.0	0.29
MXV4-630	63.0	0.29
MXV4-640	64.0	0.3
MXV4-650	65.0	0.3
MXV4-660	66.0	0.3
MXV4-670	67.0	0.31
MXV4-680	68.0	0.31
MXV4-690	69.0	0.32
MXV4-700	70.0	0.32
MXV4-710	71.0	0.33
MXV4-720	72.0	0.33
MXV4-730	73.0	0.34
MXV4-740	74.0	0.34
MXV4-750	75.0	0.35
MXV4-760	76.0	0.35
MXV4-770	77.0	0.36
MXV4-780	78.0	0.36
MXV4-790	79.0	0.36
MXV4-800	80.0	0.37
MXV4-810	81.0	0.37
MXV4-820	82.0	0.38
MXV4-830	83.0	0.38
MXV4-840	84.0	0.39
MXV4-850	85.0	0.39
MXV4-860	86.0	0.4
MXV4-870	87.0	0.4
MXV4-880	88.0	0.41
MXV4-890	89.0	0.41
MXV4-900	90.0	0.42
MXV4-910	91.0	0.42
MXV4-920	92.0	0.42
MXV4-930	93.0	0.43
MXV4-940	94.0	0.43
MXV4-945	94.5	0.44
MXV4-950	95.0	0.44
MXV4-960	96.0	0.44
MXV4-970	97.0	0.45
MXV4-980	98.0	0.45
MXV4-990	99.0	0.46
MXV4-1000	100.0	0.46
MXV4-1010	101.0	0.47

MXV4		
Belt Number	Outside Length (inch)	Approx. Weight (lbs.)
MXV4-1020	102.0	0.47
MXV4-1030	103.0	0.48
MXV4-1040	104.0	0.48
MXV4-1050	105.0	0.48
MXV4-1060	106.0	0.49
MXV4-1070	107.0	0.49
MXV4-1080	108.0	0.5
MXV4-1090	109.0	0.5
MXV4-1100	110.0	0.51
MXV4-1110	111.0	0.52
MXV4-1120	112.0	0.52
MXV4-1130	113.0	0.52
MXV4-1140	114.0	0.52
MXV4-1160	116.0	0.53
MXV4-1170	117.0	0.53
MXV4-1180	118.0	0.54
MXV4-1190	119.0	0.54
MXV4-1200	120.0	0.55
MXV4-1210	121.0	0.56
MXV4-1220	122.0	0.57
MXV4-1260	126.0	0.58
MXV4-1310	131.0	0.59
MXV4-1320	132.0	0.6
MXV4-1330	133.0	0.62
MXV4-1340	134.0	0.63
MXV4-1370	137.0	0.63
MXV4-1380	138.0	0.64
MXV4-1390	139.0	0.64
MXV4-1400	140.0	0.65
MXV4-1410	141.0	0.65
MXV4-1420	142.0	0.66
MXV4-1440	144.0	0.66
MXV4-1450	145.0	0.67
MXV4-1460	146.0	0.67
MXV4-1470	147.0	0.68
MXV4-1480	148.0	0.68
MXV4-1490	149.0	0.69
MXV4-1500	150.0	0.69
MXV4-1510	151.0	0.7
MXV4-1520	152.0	0.7
MXV4-1540	154.0	0.71
MXV4-1620	162.0	0.71
MXV4-1630	163.0	0.72
MXV4-1640	164.0	0.72

V-BELTS



**WARNING:** This product can expose you to chemicals including carbon black, which is known to the State of California to cause cancer or birth defects or other reproductive harm. For more information visit [www.P65WARNINGS.ca.gov](http://www.P65WARNINGS.ca.gov)

POWER TRANSMISSION



# MXV LAWN & GARDEN

## MXV5

MXV5		
Belt Number	Outside Length (inch)	Approx. Weight (lbs.)
MXV5-230	23.0	0.2
MXV5-240	24.0	0.21
MXV5-250	25.0	0.22
MXV5-260	26.0	0.23
MXV5-270	27.0	0.23
MXV5-280	28.0	0.24
MXV5-290	29.0	0.25
MXV5-300	30.0	0.26
MXV5-310	31.0	0.27
MXV5-320	32.0	0.28
MXV5-330	33.0	0.29
MXV5-340	34.0	0.29
MXV5-350	35.0	0.3
MXV5-360	36.0	0.31
MXV5-370	37.0	0.32
MXV5-380	38.0	0.33
MXV5-390	39.0	0.34
MXV5-400	40.0	0.35
MXV5-410	41.0	0.36
MXV5-420	42.0	0.36
MXV5-430	43.0	0.37
MXV5-440	44.0	0.38
MXV5-450	45.0	0.39
MXV5-460	46.0	0.4
MXV5-470	47.0	0.41
MXV5-480	48.0	0.42
MXV5-490	49.0	0.42
MXV5-500	50.0	0.43
MXV5-510	51.0	0.44
MXV5-520	52.0	0.45
MXV5-530	53.0	0.46
MXV5-540	54.0	0.47
MXV5-550	55.0	0.48
MXV5-560	56.0	0.49
MXV5-570	57.0	0.49
MXV5-580	58.0	0.5
MXV5-590	59.0	0.51
MXV5-600	60.0	0.52
MXV5-610	61.0	0.53
MXV5-620	62.0	0.54
MXV5-630	63.0	0.55
MXV5-640	64.0	0.55
MXV5-650	65.0	0.56

MXV5		
Belt Number	Outside Length (inch)	Approx. Weight (lbs.)
MXV5-660	66.0	0.57
MXV5-670	67.0	0.58
MXV5-680	68.0	0.59
MXV5-690	69.0	0.6
MXV5-700	70.0	0.61
MXV5-710	71.0	0.62
MXV5-720	72.0	0.62
MXV5-730	73.0	0.63
MXV5-740	74.0	0.64
MXV5-750	75.0	0.65
MXV5-760	76.0	0.66
MXV5-770	77.0	0.67
MXV5-780	78.0	0.68
MXV5-790	79.0	0.68
MXV5-800	80.0	0.69
MXV5-810	81.0	0.7
MXV5-820	82.0	0.71
MXV5-830	83.0	0.72
MXV5-840	84.0	0.73
MXV5-850	85.0	0.74
MXV5-860	86.0	0.75
MXV5-870	87.0	0.75
MXV5-880	88.0	0.76
MXV5-890	89.0	0.77
MXV5-900	90.0	0.78
MXV5-910	91.0	0.79
MXV5-920	92.0	0.8
MXV5-930	93.0	0.81
MXV5-940	94.0	0.81
MXV5-950	95.0	0.82
MXV5-960	96.0	0.83
MXV5-970	97.0	0.84
MXV5-980	98.0	0.85
MXV5-990	99.0	0.86
MXV5-1000	100.0	0.87
MXV5-1010	101.0	0.88
MXV5-1020	102.0	0.88
MXV5-1040	104.0	0.9
MXV5-1050	105.0	0.91
MXV5-1060	106.0	0.92
MXV5-1070	107.0	0.93
MXV5-1080	108.0	0.93
MXV5-1090	109.0	0.94

MXV5		
Belt Number	Outside Length (inch)	Approx. Weight (lbs.)
MXV5-1100	110.0	0.95
MXV5-1110	111.0	0.96
MXV5-1120	112.0	0.97
MXV5-1130	113.0	0.98
MXV5-1140	114.0	0.99
MXV5-1150	115.0	1
MXV5-1160	116.0	1
MXV5-1170	117.0	1.01
MXV5-1180	118.0	1.02
MXV5-1190	119.0	1.03
MXV5-1200	120.0	1.04
MXV5-1210	121.0	1.05
MXV5-1220	122.0	1.06
MXV5-1230	123.0	1.07
MXV5-1250	125.0	1.08
MXV5-1260	126.0	1.09
MXV5-1270	127.0	1.1
MXV5-1290	129.0	1.11
MXV5-1300	130.0	1.12
MXV5-1310	131.0	1.13
MXV5-1320	132.0	1.14
MXV5-1330	133.0	1.15
MXV5-1340	134.0	1.16
MXV5-1350	135.0	1.17
MXV5-1360	136.0	1.18
MXV5-1370	137.0	1.19
MXV5-1380	138.0	1.2
MXV5-1390	139.0	1.2
MXV5-1400	140.0	1.21
MXV5-1410	141.0	1.22
MXV5-1420	142.0	1.23
MXV5-1430	143.0	1.24
MXV5-1440	144.0	1.25
MXV5-1450	145.0	1.26
MXV5-1470	147.0	1.27
MXV5-1480	148.0	1.28
MXV5-1490	149.0	1.29
MXV5-1500	150.0	1.3
MXV5-1510	151.0	1.31
MXV5-1520	152.0	1.32
MXV5-1530	153.0	1.33
MXV5-1540	154.0	1.34
MXV5-1550	155.0	1.35

MXV5		
Belt Number	Outside Length (inch)	Approx. Weight (lbs.)
MXV5-1560	156.0	1.36
MXV5-1570	157.0	1.37
MXV5-1580	158.0	1.38
MXV5-1590	159.0	1.39
MXV5-1610	161.0	1.4
MXV5-1620	162.0	1.4
MXV5-1630	163.0	1.41
MXV5-1640	164.0	1.42
MXV5-1650	165.0	1.43
MXV5-1660	166.0	1.44
MXV5-1670	167.0	1.45
MXV5-1680	168.0	1.46
MXV5-1700	170.0	1.47
MXV5-1730	173.0	1.48
MXV5-1750	175.0	1.49
MXV5-1760	176.0	1.5
MXV5-1800	180.0	1.51
MXV5-1810	181.0	1.52
MXV5-1820	182.0	1.52
MXV5-1830	183.0	1.53
MXV5-1850	185.0	1.53
MXV5-1860	186.0	1.54
MXV5-1890	189.0	1.54
MXV5-1900	190.0	1.55
MXV5-1920	192.0	1.55
MXV5-1960	196.0	1.56
MXV5-1990	199.0	1.56
MXV5-2010	201.0	1.57
MXV5-2020	202.0	1.57
MXV5-2050	205.0	1.58
MXV5-2080	208.0	1.58
MXV5-2190	219.0	1.59
MXV5-2220	222.0	1.59
MXV5-2260	226.0	1.6
MXV5-2360	236.0	1.6
MXV5-2380	238.0	1.61

### AVAILABLE SIZES

Additional lengths may be available. Contact Megadyne for sizes not listed.

All Items subject to minimum order requirements.



**WARNING:** This product can expose you to chemicals including carbon black, which is known to the State of California to cause cancer or birth defects or other reproductive harm. For more information visit [www.P65WARNINGS.ca.gov](http://www.P65WARNINGS.ca.gov)



# BANDED V-BELTS

# UNIMATCH® BANDED CLASSICAL V-BELTS

RB, RC, RD

OIL & HEAT RESISTANT/STATIC DISSIPATING

UniMatch Banded V-belts are available in Classical sections B, C and D, and feature the same premium construction as our single v-belt. Bonded together with a fabric-neoprene top band, these belts are often used on vertical shafts and where belt vibration, whipping and turn-over must be minimized.

In-between lengths (sizes not listed here) of the B, C and D sections are available, as are lengths up to 600 inches in the B and C sections by special order. Contact Megadyne for availability.

Banded Classical V-belts are specified by a number followed by a forward slash which indicates banded construction and number of ribs, and a letter/number combination indicating the base belt part number. **Example: 8/C90**



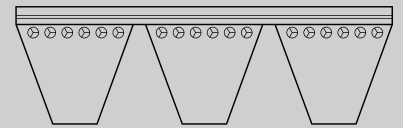
- 1. COMPOUND**  
Styrene Butadiene Rubber
- 2. CORD**  
Polyester
- 3. COVER**  
Cotton/polyester blend
- 4. TOP BAND**  
Fabric/Neoprene

## PART NOMENCLATURE

**8/C90**

- 8** = One banded belt with 8 ribs
- C** = Indicates belt cross section
- 90** = ARPM Standard Length Designation

## BELT CROSS SECTION



## FEATURES & BENEFITS

- Banded Construction: Fabric/Neoprene top band enhances stability and prevents belts from turning over or coming off the drive. Minimizes vibration.
- Static Dissipating: Safe operation in potentially dangerous atmosphere
- Oil & Heat Resistant: Durability in tough environments


## TECHNICAL INFO

- Applications: General Industry, HVAC Equipment, Lawn & Garden, Agriculture
- Engineering Standards: Conforms to ARPM standard IP-20
- Temperature Range: -22 °F up to +176 °F (-20 °C up to +80 °C)
- Recommended Pulleys: Use pulleys made to ARPM standards
- Special Lengths: In-between sizes (B,C,D) and sizes up to 600 inches (B, C) available by special order

**Note: 2 and 3-rib belts are NOT returnable**

It is common practice for some belt suppliers to fill orders for banded V-belts by supplying separate bands (belts) that add up to the total number of ribs requested. Normal policy for Megadyne is to supply a one piece banded V-belt unless otherwise requested. Example: Order is for one belt with 8 ribs. Some suppliers will send two belts with 4 ribs each. Megadyne will ship as ordered, one belt with 8 ribs, unless otherwise specified.





# UNIMATCH® BANDED CLASSICAL V-BELTS

RB, RC, RD

RB		
Belt Number	Outside Length (inch)	Approx. Weight (lbs.)
RB48	51.8	0.7
RB50	53.8	0.7
RB51	54.8	0.7
RB52	55.8	0.7
RB53	56.8	0.72
RB54	57.8	0.73
RB55	58.8	0.74
RB56	59.8	0.75
RB57	60.8	0.76
RB58	61.8	0.77
RB59	62.8	0.79
RB60	63.8	0.82
RB61	64.8	0.83
RB62	65.8	0.84
RB63	66.8	0.86
RB64	67.8	0.87
RB65	68.8	0.88
RB66	69.8	0.89
RB67	70.8	0.9
RB68	71.8	0.92
RB70	73.8	0.95
RB71	74.8	0.97
RB72	75.8	0.98
RB74	77.8	0.99
RB75	78.8	1
RB77	80.8	1.02
RB78	81.8	1.04
RB79	82.8	1.06
RB80	83.8	1.08
RB81	84.8	1.1
RB82	85.8	1.12
RB83	86.8	1.15
RB84	87.8	1.16
RB85	88.8	1.18
RB86	89.8	1.19
RB88	91.8	1.21
RB90	93.8	1.22
RB93	96.8	1.26
RB95	98.8	1.29
RB96	99.8	1.3
RB97	100.8	1.32
RB99	102.8	1.35
RB100	103.8	1.36
RB101	104.8	1.34
RB103	106.8	1.39
RB105	108.8	1.43
RB108	111.8	1.47

RB		
Belt Number	Outside Length (inch)	Approx. Weight (lbs.)
RB109	112.8	1.5
RB112	115.8	1.54
RB114	117.8	1.58
RB115	118.8	1.59
RB116	119.8	1.61
RB118	121.8	1.6
RB120	123.8	1.68
RB123	126.8	1.69
RB124	127.8	1.75
RB128	131.8	1.78
RB130	133.8	1.8
RB133	136.8	1.81
RB135	138.8	1.82
RB136	139.8	1.84
RB138	141.8	1.9
RB140	143.8	1.91
RB141	144.8	1.92
RB144	147.8	1.95
RB148	151.8	2
RB150	153.8	2.05
RB154	157.8	2.09
RB158	161.8	2.14
RB160	163.8	2.18
RB162	165.8	2.2
RB167	169.8	2.29
RB168	171.8	2.3
RB171	174.3	2.32
RB173	176.8	2.35
RB180	183.8	2.44
RB184	187.8	2.5
RB185	188.8	2.54
RB188	191.8	2.68
RB190	193.8	2.75
RB195	198.8	2.65
RB201	204.8	2.69
RB204	207.8	2.74
RB210	213.8	2.85
RB225	227.3	3.2
RB240	242.3	3.26
RB255	257.3	3.46
RB270	272.3	3.67
RB276	278.3	3.9
RB300	302.3	4.08
RB310	312.3	4.15
RB315	317.3	4.28
RB367	369.3	5

RC		
Belt Number	Outside Length (inch)	Approx. Weight (lbs.)
RC60	65.4	1.44
RC68	73.4	1.65
RC71	76.4	1.68
RC75	80.4	1.8
RC80	85.4	1.85
RC81	86.4	1.92
RC85	90.4	2.04
RC87	92.4	2.09
RC90	95.4	2.16
RC96	101.4	2.3
RC100	105.4	2.4
RC103	108.4	2.45
RC105	110.4	2.52
RC109	114.4	2.6
RC112	117.4	2.68
RC118	123.4	2.8
RC120	125.4	2.88
RC124	129.4	2.9
RC126	131.4	3.04
RC128	133.4	3.07
RC136	141.4	3.26
RC138	143.4	3.37
RC140	145.4	3.39
RC144	149.4	3.45
RC150	155.4	3.49
RC152	157.4	3.51
RC158	163.4	3.79
RC162	167.4	3.88
RC173	178.4	4.15
RC180	185.4	4.32
RC195	200.4	4.68
RC204	209.4	4.9
RC210	215.4	5.04
RC225	228.4	5.4
RC230	233.4	5.5
RC240	243.4	5.76
RC255	258.4	6.12
RC270	273.4	6.48
RC285	288.4	6.84
RC300	303.4	7.2
RC315	318.4	7.56
RC330	333.4	7.92
RC345	348.4	8.28
RC360	363.4	8.64
RC390	393.4	9.36
RC420	423.4	10.8

RD		
Belt Number	Outside Length (inch)	Approx. Weight (lbs.)
RD112	118.6	4.7
RD120	126.6	5
RD128	134.6	5.3
RD138	144.6	5.8
RD144	150.6	6
RD158	164.6	6.6
RD162	168.6	6.8
RD173	179.6	7.2
RD180	186.6	7.5
RD195	201.6	7.9
RD210	216.6	8.7
RD225	229.1	9.4
RD240	244.1	10
RD255	259.1	10.6
RD270	274.1	11.2
RD285	289.1	11.8
RD300	304.1	12.5
RD315	319.1	13.1
RD330	334.1	13.7
RD345	349.1	14.4
RD360	364.1	14.9
RD390	394.1	16.2
RD394	398.1	17
RD420	424.1	17.5
RD480	484.1	20
RD540	544.1	22.5
RD660	664.1	27.5
RC420	423.4	10.8

### SPECIAL ORDER AVAILABILITY

Size	Maximum Rib Width
RB48 to RB105	28
RB108 and up	26
RC - All sizes	22
RD - All sizes	15

### AVAILABLE SIZES

Additional lengths may be available. Contact Megadyne for sizes not listed.

BANDED V-BELTS



**WARNING:** This product can expose you to chemicals including carbon black, which is known to the State of California to cause cancer or birth defects or other reproductive harm. For more information visit [www.P65WARNINGS.ca.gov](http://www.P65WARNINGS.ca.gov)

POWER TRANSMISSION

# UNIMATCH® BANDED DEEP WEDGE

R3V, R5V, R8V

OIL & HEAT RESISTANT/STATIC DISSIPATING

UniMatch Banded V-belts are available in Deep Wedge sections 3V, 5V and 8V, and feature the same premium constructions as the individual Deep Wedge belt and are bonded together with a fabric-neoprene top band. These belts are often used on vertical shafts and where belt vibration, whipping and turn-over must be minimized.

Banded Deep Wedge V-belts are specified by a number followed by a forward slash which indicates banded construction, number of ribs and a letter/number combination indicating the base belt part number - **Example: 8/5V750**

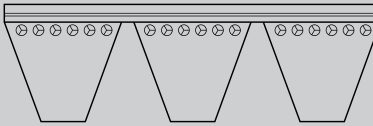


## PART NOMENCLATURE

### 8/5V750

- 8** = One banded belt with 8 ribs
- 5V** = Indicates belt type/cross section
- 750** = Effective length in tenths of an inch = 75.0"

## BELT CROSS SECTION



- 1. COMPOUND**  
Styrene Butadiene Rubber
- 2. CORD**  
Polyester
- 3. COVER**  
Cotton/polyester blend
- 4. TOP BAND**  
Fabric/Neoprene

## FEATURES & BENEFITS

- High Power Capability: High power with a more compact drive
- Banded Construction: Fabric/Neoprene top band enhances stability and prevents belts from turning over or coming off of the drive. Minimizes vibration.
- Oil & Heat Resistant: Durability in tough environments
- Anti-Static to ARPM IP 3-3

## TECHNICAL INFO

- Applications: General Industry, HVAC Equipment, Lawn & Garden, Agriculture
- Engineering Standards: Conforms to ARPM standard IP-22
- Temperature Range: -22 °F up to +176 °F (-20 °C up to +80 °C)
- Recommended Pulleys: Use pulleys made to ARPM standards

**Note: 2 and 3-rib belts are NOT returnable**

It is common practice for some belt suppliers to fill orders for banded V-belts by supplying separate bands (belts) that add up to the total number of ribs requested. Normal policy for Megadyne is to supply a one-piece banded V-belt unless otherwise requested. **Example:** Order is for one belt with 8 ribs. Some suppliers will send two belts with 4 ribs each. Megadyne will ship as ordered, one belt with 8 ribs, unless otherwise specified.



# UNIMATCH® BANDED DEEP WEDGE

R3V, R5V, R8V



R3V		
Belt Number	Outside Length (inch)	Approx. Weight (lbs.)
R3V425	42.5	0.2
R3V450	45.0	0.2
R3V475	47.5	0.2
R3V500	50.0	0.2
R3V530	53.0	0.2
R3V560	45.0	0.2
R3V600	60.0	0.2
R3V630	63.0	0.3
R3V650	65.0	0.3
R3V655	65.5	0.3
R3V665	66.5	0.3
R3V670	67.0	0.3
R3V695	69.5	0.3
R3V705	70.5	0.3
R3V710	71.0	0.3
R3V730	73.0	0.3
R3V750	75.0	0.3
R3V790	79.0	0.3
R3V800	63.0	0.3
R3V830	83.0	0.4
R3V850	85.0	0.4
R3V900	90.0	0.4
R3V950	95.0	0.4
R3V1000	100.0	0.4
R3V1060	106.0	0.5
R3V1120	112.0	0.5
R3V1180	118.0	0.5
R3V1250	125.0	0.5
R3V1320	132.0	0.6
R3V1400	140.0	0.6

R5V		
Belt Number	Outside Length (inch)	Approx. Weight (lbs.)
R5V500	50.0	0.6
R5V530	53.0	0.6
R5V560	56.0	0.7
R5V600	60.0	0.7
R5V630	63.0	0.7
R5V670	67.0	0.8
R5V710	71.0	0.8
R5V750	75.0	0.8
R5V800	80.0	0.9
R5V850	85.0	0.9
R5V900	90.0	1.0
R5V950	95.0	1.1
R5V975	97.5	1.2
R5V1000	100.0	1.2
R5V1060	106.0	1.3
R5V1120	112.0	1.3
R5V1180	118.0	1.4
R5V1250	125.0	1.5
R5V1320	132.0	1.6
R5V1400	140.0	1.7
R5V1500	150.0	1.8
R5V1600	160.0	1.9
R5V1650	165.0	2.0
R5V1700	170.0	2.0
R5V1800	180.0	2.1
R5V1900	190.0	2.2
R5V2000	200.0	2.4
R5V2060	206.0	2.5
R5V2120	212.0	2.5
R5V2150	215.0	2.6
R5V2240	224.0	2.7
R5V2360	236.0	2.8
R5V2500	250.0	3.0
R5V2650	265.0	3.2
R5V2800	280.0	3.3
R5V3000	300.0	3.6
R5V3150	315.0	3.8
R5V3350	335.0	4.0
R5V3550	355.0	4.3

R8V		
Belt Number	Outside Length (inch)	Approx. Weight (lbs.)
R8V950	95.0	3.1
R8V1000	100.0	3.3
R8V1060	106.0	3.5
R8V1120	112.0	3.7
R8V1180	118.0	3.9
R8V1250	125.0	4.1
R8V1320	132.0	4.4
R8V1400	140.0	4.6
R8V1500	150.0	4.9
R8V1600	160.0	5.2
R8V1650	165.0	5.4
R8V1700	170.0	5.6
R8V1800	180.0	5.9
R8V1900	190.0	6.3
R8V2000	200.0	6.6
R8V2120	212.0	6.9
R8V2240	224.0	7.0
R8V2360	236.0	7.0
R8V2400	240.0	8.0
R8V2500	250.0	8.3
R8V2650	265.0	8.7
R8V2700	270.0	9.0
R8V2800	280.0	9.2
R8V3000	300.0	9.8
R8V3150	315.0	9.9
R8V3350	335.0	11.1
R8V3550	355.0	11.4
R8V3750	375.0	11.7
R8V4000	400.0	12.4
R8V4250	425.0	13.2
R8V4500	450.0	14.0
R8V4750	475.0	14.8
R8V5000	500.0	16.5
R8V5600	560.0	18.4

SPECIAL ORDER AVAILABILITY	
Size	Maximum Rib Width
R3V425 to R3V475	21.0
R3V500 to R3V1060	54.0
R3V1120 to R3V1400	48.0
R5V - All sizes	30.0
R8V - All sizes	20.0

## AVAILABLE SIZES

Additional lengths may be available. Contact Megadyne for sizes not listed.



**WARNING:** This product can expose you to chemicals including carbon black, which is known to the State of California to cause cancer or birth defects or other reproductive harm. For more information visit [www.P65WARNINGS.ca.gov](http://www.P65WARNINGS.ca.gov)

# UNIMATCH® BANDED DEEP WEDGE COG

R3VX, R5VX

OIL & HEAT RESISTANT/STATIC DISSIPATING

UniMatch Banded V-belts are available in Deep Wedge Cog sections 3VX and 5VX. They feature the same premium constructions as our individual Cogged Raw Edge belts and are bonded together with a fabric-neoprene top band. These belts are often used on vertical shafts and where belt vibration, whipping and turn-over must be minimized.

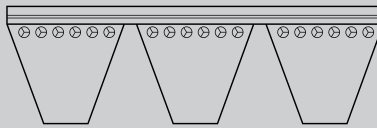
Banded Deep Wedge Cog V-belts are specified by a number followed by a forward slash which indicates banded construction, number of ribs and a letter/number combination indicating the base belt part number. **Example: 3/3VX335**

## PART NOMENCLATURE

### 3/3VX335

- 3** = One banded belt with 3 ribs
- 3V** = Belt type/cross section
- X** = Raw edge + cog construction
- 335** = Effective length in tenths of an inch = 33.5"

## BELT CROSS SECTION



## FEATURES & BENEFITS


- High Power Capability: High power with a more compact drive
- Raw Edge Sidewalls: Increased friction reduces slippage/increases efficiency versus wrapped V-belts. Saves energy.
- Banded Construction: Fabric/Neoprene top band enhances stability and prevents belts from turning over or coming off of the drive. Minimizes vibration.
- Oil & Heat Resistant: Durability in tough environments
- Anti-Static to ARPM IP 3-3

## TECHNICAL INFO

- Applications: General Industry, HVAC Equipment, Lawn & Garden, Agriculture
- Engineering Standards: Conforms to ARPM standard IP-22
- Temperature Range: -22 °F up to +194 °F (-30 °C up to +90 °C)
- Recommended Pulleys: Use pulleys made to ARPM standards

**Note: 2 and 3-rib belts are NOT returnable**

It is common practice for some belt suppliers to fill orders for banded V-belts by supplying separate bands (belts) that add up to the total number of ribs requested. Normal policy for Megadyne is to supply a one-piece banded V-belt unless otherwise requested. **Example: Order is for one belt with 8 ribs.** Some suppliers will send two belts with 4 ribs each. Megadyne will ship as ordered, one belt with 8 ribs, unless otherwise specified.



- 1. COMPOUND**  
Chloroprene
- 2. CORD**  
Polyester
- 3. SIDEWALLS**  
Raw Edge
- 4. TOP BAND**  
Fabric/Neoprene



# UNIMATCH® BANDED DEEP WEDGE COG

## R3VX, R5VX



R3VX			
Belt Number	Effective Length (inch)	Approx. Weight (lbs.)	Max. No of Ribs
R3VX315	31.5	0.15	70
R3VX335	33.5	0.16	70
R3VX355	35.5	0.17	70
R3VX375	37.5	0.18	70
R3VX400	40.0	0.19	70
R3VX425	42.5	0.21	70
R3VX430	43.0	0.21	70
R3VX450	45.0	0.22	70
R3VX460	46.0	0.22	70
R3VX475	47.5	0.23	70
R3VX500	50.0	0.24	70
R3VX520	52.0	0.25	70
R3VX530	53.0	0.26	70
R3VX560	56.0	0.27	70
R3VX570	57.0	0.28	70
R3VX580	58.0	0.28	70
R3VX600	60.0	0.29	70
R3VX630	63.0	0.31	70
R3VX650	65.0	0.32	70

R3VX			
Belt Number	Effective Length (inch)	Approx. Weight (lbs.)	Max. No of Ribs
R3VX670	67.0	0.33	70
R3VX710	71.0	0.34	70
R3VX740	74.0	0.35	70
R3VX750	75.0	0.36	70
R3VX755	75.5	0.37	70
R3VX780	78.0	0.38	70
R3VX800	80.0	0.39	70
R3VX850	85.0	0.41	70
R3VX900	90.0	0.44	70
R3VX925	92.5	0.45	70
R3VX950	95.0	0.46	70
R3VX1000	100.0	0.49	70
R3VX1060	106.0	0.51	5
R3VX1120	112.0	0.54	5
R3VX1180	118.0	0.57	5
R3VX1250	125.0	0.61	5
R3VX1320	132.0	0.64	5
R3VX1400	140.0	0.67	5

R5VX			
Belt Number	Effective Length (inch)	Approx. Weight (lbs.)	Max. No of Ribs
R5VX500	50.0	0.65	43
R5VX530	53.0	0.69	43
R5VX560	56.0	0.73	43
R5VX600	60.0	0.79	43
R5VX630	63.0	0.83	43
R5VX670	67.0	0.88	43
R5VX710	71.0	0.93	43
R5VX730	73.0	0.95	43
R5VX750	75.0	0.98	43
R5VX800	80.0	1.05	43
R5VX810	81.0	1.07	43
R5VX830	83.0	1.09	43
R5VX850	85.0	1.11	43
R5VX900	90.0	1.18	43
R5VX950	95.0	1.24	43
R5VX1000	100.0	1.31	43
R5VX1060	106.0	1.39	5
R5VX1120	112.0	1.47	5
R5VX1180	118.0	1.55	5
R5VX1250	125.0	1.64	5
R5VX1320	132.0	1.73	5
R5VX1400	140.0	1.83	5
R5VX1500	150.0	1.96	5
R5VX1600	160.0	2.10	5
R5VX1700	170.0	2.23	5
R5VX1800	180.0	2.36	5
R5VX1900	190.0	2.49	5
R5VX2000	200.0	2.62	5

### AVAILABLE SIZES


Additional lengths may be available.  
Contact Megadyne for sizes not listed.



**WARNING:** This product can expose you to chemicals including carbon black, which is known to the State of California to cause cancer or birth defects or other reproductive harm. For more information visit [www.P65WARNINGS.ca.gov](http://www.P65WARNINGS.ca.gov)

POWER TRANSMISSION

# MULTI-RIB V-BELTS - J, L, M



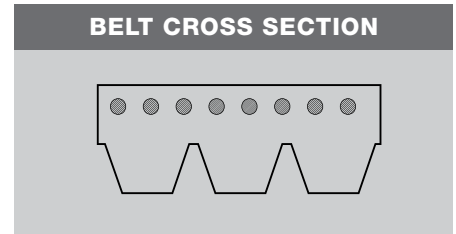
Where high ratio (up to 60:1) high speed drives are required, Multi-Rib rubber endless V-belts are often recommended. Belt turnover is eliminated. Additionally, Multi-Rib V-belts offer greater flexibility than banded V-belts for smaller pulley diameters and more compact drives. Greater belt rib to pulley groove contact gives more power transmission in less space.

Multi-Rib V-belts are specified by the effective length in inches multiplied by 10, the cross section and the number of ribs. **Example: 445J6**

**PART NOMENCLATURE**

**445J6**

**445** = 44.5" Effective Length  
**J** = 0.092" - Rib pitch  
**6** = Number of ribs



## FEATURES & BENEFITS

- High Flexibility: Runs on small diameter pulleys, speed ratios up to 60:1
- Multiple Rib Construction: Eliminates turnover, one belt per drive, reduced noise and vibration
- Polyester Tensile Cord: High power capacity, low stretch
- Fiber Reinforced Back: Lateral stiffness
- Multiple Profiles: Wide range of power capability - up to 800 HP
- Anti-static properties according to ISO1813 standard

## TECHNICAL INFO

- Applications: Used where compact, quiet, and reliable drives are needed
- Engineering Standards: Conforms to ARPM standard IP-26 and ISO 9982
- Recommended Pulleys: Use pulleys made to ARPM/ISO standards
- Special Constructions: Polyurethane construction
  - K section automotive type
  - H section - OEM appliance applications
  - Elastic - elastic construction available upon request
  - Additional Cover Rubber
  - Non-Marking
- Temperature Range: -13 °F up to +185 °F (-25 °C up to +85 °C)
- Elastic Belts for Fixed Center Distance Drives: Special construction elastic Multi-Rib belts are available for OEM applications. No take-up or idlers required. Custom-designed for fixed center distance drives. Contact Megadyne.

Belt Type	Nominal Rib Pitch (inch)	Belt Thickness (inch)	Maximum Number of Ribs	Length Designation	Effective Length (inch)
J	0.092	0.138	190	80J thru 980J	8 thru 98
L	0.185	0.276	100	375L thru 2400L	37.5 thru 240
M	0.370	0.472	46	900M thru 660M	90 thru 660



**WARNING:** This product can expose you to chemicals including carbon black, which is known to the State of California to cause cancer or birth defects or other reproductive harm. For more information visit [www.P65WARNINGS.ca.gov](http://www.P65WARNINGS.ca.gov)

# MULTI-RIB V-BELTS - J, L, M

## AVAILABLE SIZES

Additional lengths may be available. Contact Megadyne for sizes not listed.

J		
Belt Number	Effective Length (inch)	Approx. Weight (lbs.)
80J	8.0	0.004
85J	8.5	0.004
90J	9.0	0.004
95J	9.5	0.005
100J	10.0	0.005
105J	10.5	0.005
110J	11.0	0.006
120J	12.0	0.006
130J	13.0	0.006
140J	14.0	0.007
150J	15.0	0.007
160J	16.0	0.008
170J	17.0	0.008
180J	18.0	0.009
190J	19.0	0.01
200J	20.0	0.01
210J	21.0	0.011
220J	22.0	0.011
230J	23.0	0.012
240J	24.0	0.012
260J	26.0	0.013
270J	27.0	0.014
280J	28.0	0.014
285J	28.5	0.014
290J	29.0	0.015
300J	30.0	0.015
310J	31.0	0.015
320J	32.0	0.016
330J	33.0	0.017
340J	34.0	0.017
350J	35.0	0.018
360J	36.0	0.018
370J	37.0	0.018
380J	38.0	0.019
390J	39.0	0.019
400J	40.0	0.02
410J	41.0	0.02
415J	41.5	0.021
420J	42.0	0.021
430J	43.0	0.021
435J	43.5	0.022
440J	44.0	0.022
445J	44.5	0.022
450J	45.0	0.023
460J	46.0	0.023
470J	47.0	0.024
480J	48.0	0.024
490J	49.0	0.025
500J	50.0	0.025

J		
Belt Number	Effective Length (inch)	Approx. Weight (lbs.)
505J	50.5	0.025
510J	51.0	0.026
520J	52.0	0.026
530J	53.0	0.026
540J	54.0	0.026
550J	55.0	0.027
560J	56.0	0.027
575J	57.5	0.028
580J	58.0	0.028
610J	61.0	0.031
625J	62.5	0.032
630J	63.0	0.032
640J	64.0	0.032
650J	65.0	0.033
655J	65.5	0.033
670J	67.0	0.033
690J	69.0	0.035
700J	70.0	0.035
730J	73.0	0.037
750J	75.0	0.037
760J	76.0	0.038
770J	77.0	0.038
775J	77.5	0.038
780J	78.0	0.039
785J	78.5	0.039
795J	79.5	0.039
820J	82.0	0.041
870J	87.0	0.043
900J	90.0	0.045
920J	92.0	0.046
950J	95.0	0.043
980J	98.0	0.049

L		
Belt Number	Effective Length (inch)	Approx. Weight (lbs.)
375L	37.5	0.08
390L	39.0	0.09
410L	41.0	0.1
425L	42.5	0.1
460L	46.0	0.11
470L	47.0	0.11
480L	48.0	0.12
500L	50.0	0.12
510L	51.0	0.12
520L	52.0	0.13
525L	52.5	0.13

L		
Belt Number	Effective Length (inch)	Approx. Weight (lbs.)
530L	53.0	0.13
540L	54.0	0.13
550L	55.0	0.13
560L	56.0	0.14
565L	56.5	0.14
580L	58.0	0.14
585L	58.5	0.014
590L	59.0	0.014
615L	61.5	0.014
635L	63.5	0.015
650L	65.0	0.016
655L	65.5	0.016
675L	67.5	0.017
680L	68.0	0.017
695L	69.5	0.017
710L	71.0	0.018
725L	72.5	0.018
765L	76.5	0.019
770L	77.0	0.019
780L	78.0	0.019
795L	79.5	0.019
815L	81.5	0.02
825L	82.5	0.021
840L	84.0	0.021
865L	86.5	0.022
880L	88.0	0.022
915L	91.5	0.023
930L	93.0	0.023
975L	97.5	0.024
990L	99.0	0.025
1065L	106.5	0.026
1080L	108.0	0.027
1120L	112.0	0.028
1140L	114.0	0.029
1150L	115.0	0.029
1180L	118.0	0.03
1215L	121.5	0.03
1230L	123.0	0.031
1295L	129.5	0.032
1310L	131.0	0.033
1375L	137.5	0.034
1455L	145.5	0.036
1595L	159.5	0.04
1650L	165.0	0.042
1680L	168.0	0.043
1690L	169.0	0.043
1700L	170.0	0.043
1710L	171.0	0.045
1760L	176.0	0.044

L		
Belt Number	Effective Length (inch)	Approx. Weight (lbs.)
1820L	182.0	0.046
1890L	189.0	0.047
1910L	191.0	0.048
1980L	198.0	0.05
2120L	212.0	0.053
2400L	240.0	0.06

M		
Belt Number	Effective Length (inch)	Approx. Weight (lbs.)
900M	90.0	0.8
920M	92.0	0.82
940M	94.0	0.84
990M	99.0	0.88
1060M	106.0	0.94
1115M	111.5	0.99
1150M	115.0	1.02
1185M	118.5	1.06
1230M	123.0	1.1
1310M	131.0	1.17
1390M	139.0	1.24
1470M	147.0	1.31
1520M	152.0	1.37
1550M	155.0	1.4
1610M	161.0	1.43
1650M	165.0	1.47
1760M	176.0	1.57
1830M	183.0	1.63
1980M	198.0	1.76
2130M	213.0	1.9
2410M	241.0	2.15
2450M	245.0	2.17
2560M	256.0	2.3
2710M	271.0	2.42
3010M	301.0	2.68
3310M	331.0	2.95
3610M	361.0	3.22
3910M	391.0	3.48
3930M	393.0	3.6
4210M	421.0	3.76
4330M	433.0	3.82
4540M	454.0	3.93
4810M	481.0	4.29
5410M	541.0	4.82
6010M	601.0	5.36
6600M	660.0	5.89

MULTI-RIB V-BELTS



**WARNING:** This product can expose you to chemicals including carbon black, which is known to the State of California to cause cancer or birth defects or other reproductive harm. For more information visit [www.P65WARNINGS.ca.gov](http://www.P65WARNINGS.ca.gov)

POWER TRANSMISSION

# MEGARIB

## POLYURETHANE MOLDED ENDLESS - PH, PJ, TB2




**MEGARIB** belts are manufactured in polyurethane with high-tension cords, which combine the high flexibility of flat belts with the power transmission capability of V-belts. Megarib belts are molded endless in dedicated tooling (not spliced together) for maximum power transmission capability.

### PART NOMENCLATURE:

#### 220PJ6

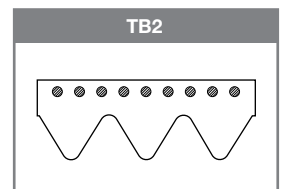
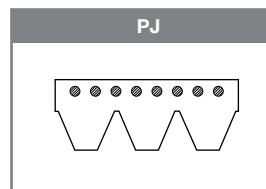
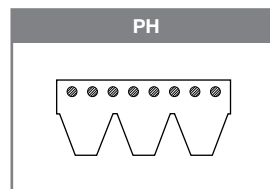
- 220** = Effective length (mm)
- P** = Polyurethane construction
- J** = Rib Pitch (2.34 mm)
- 6** = Number of Ribs



### FEATURES & BENEFITS

- Stable dimension
- High flexibility
- High transmission ratio
- Small pulley diameters
- Excellent oil, water and ozone resistance
- Compact smooth running drive system with low vibration
- Small pulley diameters can be used in combination with inside or outside idlers
- Linear belt speeds up to 60 meters per second are possible
- Even distribution of working load throughout entire belt width
- Flat pulleys can be used in order to reduce drive costs
- High flexibility permits complex drive configurations such as serpentine or twisted drives
- Resistance to temperatures from -15° C up to +60 °C (+5 °F up to +140 °F)
- Power performance can be increased by increasing the number of ribs

For additional details, request the Megadyne PV Belt Technical Catalog.





# MEGARIB

## POLYURETHANE MOLDED ENDLESS - PH, PJ, TB2

Belt Section	Rib Angle	Rib Pitch		Minimum Belt Length		Maximum Belt Length		Overall Thickness	
		Inch	mm	Inch	mm	Inch	mm	Inch	mm
PH	40°	0.062	1.60	8.8	223.0	77.8	1976.0	0.102	2.6
PJ	40°	0.092	2.34	8.7	220.0	55.0	1397.0	0.138	3.5
TB2	60°	0.078	2.00	6.1	156.0	46.7	1186.0	0.086	2.2

PJ	
STANDARD LENGTH	
mm	inch
220.0	8.7
271.0	10.7
275.0	10.8
278.0	10.9
283.0	11.1
288.0	11.3
304.0	12.0
317.5	12.5
330.0	13.0
345.0	13.6
356.0	14.0
381.0	15.0
392.0	15.4
406.0	16.0
431.0	17.0
444.0	17.5
457.0	18.0
483.0	19.0
508.0	20.0
558.0	22.0

PJ	
STANDARD LENGTH	
mm	inch
584.0	23.0
610.0	24.0
630.0	24.8
660.0	26.0
681.0	26.8
711.0	28.0
762.0	30.0
864.0	34.0
914.0	36.0
953.0	37.5
1010.0	39.8
1086.0	42.8
1120.0	44.1
1163.0	45.8
1202.0	47.3
1239.0	48.8
1268.0	49.9
1397.0	55.0

PH	
STANDARD LENGTH	
mm	inch
223.0	8.8
261.0	10.3
269.0	10.6
295.0	11.6
330.0	13.0
340.0	13.4
345.0	13.6
375.0	14.8
389.0	15.3
507.0	19.9
588.0	23.1
609.0	24.0
650.0	25.6
768.0	30.2
935.0	36.8
1000.0	39.4
1086.0	42.8
1120.0	44.1
1163.0	45.8
1203.0	47.4
1240.0	48.8
1775.0	69.9

TB2	
STANDARD LENGTH	
mm	inch
156.0	6.1
170.0	6.7
200.0	7.9
220.0	8.7
231.0	9.1
248.0	9.8
266.0	10.5
295.0	11.6
310.0	12.2
330.0	13.0
345.0	13.6
360.0	14.2
380.0	15.0
390.0	15.4
400.0	15.7
430.0	16.9
480.0	18.9
510.0	20.1
526.0	20.7
535.0	21.1
575.0	22.6
598.0	26.5
630.0	24.8
660.0	26.0
675.0	26.6
725.0	28.5
770.0	30.3
1186.0	46.7

**AVAILABLE SIZES**  
Additional lengths may be available. Contact Megadyne for sizes not listed.



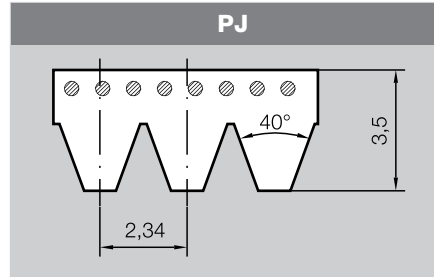
**WARNING:** This product can expose you to chemicals including titanium dioxide, which is known to the State of California to cause cancer or birth defects or other reproductive harm. For more information visit [www.P65WARNINGS.ca.gov](http://www.P65WARNINGS.ca.gov)

# ROLLPOWER

## ELASTIC RIBBED RUBBER BELT

### MEGADYNE ROLLPOWER

**MEGADYNE ROLLPOWER™** the new elastic rubber ribbed belt designed to outperform in roller conveyor applications. The belt is made with EPDM compound (2-3-4 ribs) and with elastic high-strength, low-stretch nylon cords.



#### HIGH EFFICIENCY

- Stable tension over time
- Smooth, reliable and quiet running
- Long belt life due to superior wear and abrasion resistance, good aging resistance

#### COST SAVING

- Elimination of tensioners and idlers reduces cost
- Fast and easy installation
- Able to run 50 rollers together

#### LESS MAINTENANCE

- Elastic construction maintains tension over time reducing maintenance and related cost
- Easy to install on fixed centers
- Fast and easy replacement
- Reduces line downtime

#### ENERGY SAVING


- Weight reduction - idlers & tensioners are not required
- Minimal slippage thanks to EPDM compound with precision rib design and increased surface area contact
- Up to 5% energy saving when compared to other comparable belting solutions

#### FLEXIBILITY & HIGH PERFORMANCE

- Excellent grip
- Speed up to 3 m/s
- Fully loaded stops and starts
- Easily improve load capacity by increasing the number of ribs

#### TECHNICAL INFO:

- Antistatic (ISO 1813): Prevents accumulation of dust and dissipates electrostatic charges
- Working temperature: -40 °C up to +120 °C (-40 °F up to +248 °F)



**1. BELT BODY:** EPDM compound; 2-3-4 ribs; other options on request

**2. TENSILE CORDS:** Elastic high-strength low-stretch Nylon cords.

**3. PITCH:** PJ  
Cogged back only for sizes 364 mm and under. For sizes larger than 364 mm a standard flat backing will be provided.





# ROLLPOWER

## ELASTIC RIBBED RUBBER BELT

ROLLPOWER™ BELTS							
Belt code	L Nominal Length (mm)	Ribbed pulley Ø34.5 (mm)		Ribbed pulley Ø43 (mm)		Ribbed pulley Ø56 (mm)	
		min CD (mm)	max CD (mm)	min CD (mm)	max CD (mm)	(min CD (mm)	max CD (mm)
206JELRPW	205	46	48	-	-	-	-
214JELRPW	217	53	54	-	-	-	-
236JELRPW	235	62	63	48	50	-	-
246JELRPW	248	68	70	55	56	-	-
256JELRPW	260	75	76	61	63	-	-
263JELRPW	265	77	79	64	66	-	-
265JELRPW	267	78	80	65	67	-	-
270JELRPW	269	79	81	66	67	-	-
272JELRPW	269	79	81	66	68	-	-
282JELRPW	283	86	88	73	75	-	-
286JELRPW	285	87	89	74	76	-	-
290JELRPW	291	91	92	77	79	57	58
292JELRPW	294	92	94	79	81	59	60
302JELRPW	303	97	99	83	85	63	65
307JELRPW	305	98	100	84	86	64	66
314JELRPW	314	104	106	90	92	70	72
316JELRPW	320	106	108	93	95	72	75
336JELRPW	336	113	115	100	102	79	81
340JELRPW	340	116	117	102	104	82	84
346JELRPW	346	117	120	104	107	84	86
364JELRPW	364	126	129	113	116	93	96

ELASTIC BELTS STANDARD							
Belt code	L Nominal Length (mm)	Ribbed pulley Ø34.5 (mm)		Ribbed pulley Ø43 (mm)		Ribbed pulley Ø56 (mm)	
		min CD (mm)	max CD (mm)	min CD (mm)	max CD (mm)	(min CD (mm)	max CD (mm)
376JELRPW	376	132	136	119	123	98	102
381JELRPW	380	134	138	121	124	100	104
416JELRPW	404	146	150	132	136	112	116
432JELRPW	432	160	164	146	150	126	130
452JELRPW	452	170	174	156	161	136	140
486JELRPW	484	185	190	172	177	152	156
511JELRPW	511	199	204	186	191	165	170
518JELRPW	518	202	207	189	194	169	174
536JELRPW	538	212	218	199	204	179	184
558JELRPW	558	222	227	209	214	188	194
591JELRPW	591	-	-	225	231	204	210
609JELRPW	609	-	-	234	240	214	219
616JELRPW	616	-	-	237	243	217	223
636JELRPW	644	-	-	251	258	231	237
664JELRPW	664	-	-	261	268	241	247
682JELRPW	682	-	-	270	277	250	256
693JELRPW	693	-	-	276	283	255	262
716JELRPW	716	-	-	287	294	267	274
746JELRPW	745	-	-	301	309	281	288
759JELRPW	759	-	-	309	316	288	295

MULTI-RIB V-BELTS



**WARNING:** This product can expose you to chemicals including carbon black, which is known to the State of California to cause cancer or birth defects or other reproductive harm. For more information visit [www.P65WARNINGS.ca.gov](http://www.P65WARNINGS.ca.gov)



# VARIABLE SPEED BELTS

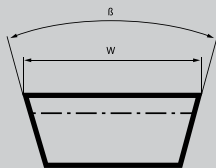
VARIABLE SPEED BELTS

POWER TRANSMISSION

# NORTH AMERICAN VARIABLE SPEED BELTS



## BELT CROSS SECTION



Megadyne Variable Speed belts are for use on variable speed pulley drives requiring exact speed control and maximum range of speed changes. Variable speed drives are used where the operating speed of the driven pulley must vary over a wider range. Axial movement of the variable speed pulley flange changes the pitch diameter (radial position) of the belt and therefore belt speed, and so the rotational speed of the driven pulley. The sidewalls of the belt conform to the angular faces of the pulley flanges.

A variable speed drive may consist of either one or two pulleys with moveable flanges. In a drive with only one pulley having a single moveable flange, the center distance is changed to force the belt to move radially. For a drive using two pulleys, each having a moveable flange(s), one pulley's flange works against a spring, which allows the flange to move axially and change the radial position of the belt. The other pulley is mechanically opened or closed using axial force. The axial force applies a radial pressure to the angled sides of the belt and causes radial movement. On the spring pulley, the force from the belt sidewall forces the spring outward and opens the flanges or allows it to move inward and close. This changes the pitch diameter of the belt and the rotational speed of the driven shaft. Two pulley systems usually provide a wider speed range than a single variable speed pulley drive.

Variable Speed belts are specified by top width, pulley groove angle and pitch length. The groove angle can be measured at the drive pulleys - **Example: 3236V369**

## PART NOMENCLATURE

### 3236V369

- 32** = Top width in sixteenths of an inch =  $32/16 = 2"$
- 36** = Intended pulley/sheave angle =  $36^\circ$
- V** = Variable Speed Belt
- 369** = Pitch length in tenths of an inch =  $36.9"$

## FEATURES & BENEFITS

- High Modulus Tensile Members Ensures minimum stretch and excellent belt length stability
- Raw Edge Sidewalls: Provides maximum grip and smooth, quiet performance
- Oil & Heat Resistant: Delivers excellent durability in harsh environments
- Chloroprene Rubber Compound: Excellent resistance to wear

## CONSTRUCTION

- Compound: Chloroprene
- Cord: High Modulus Polyester
- Sidewalls: Raw Edge

## TECHNICAL INFO

- Applications: General Industry, Agricultural, Machine Tools
- Engineering Standards: American Standard Sizes conform to ARPM standard IP-25
- ISO Variable Speed: Sizes conform to ISO R1604 standard
- Temperature Range:  $-22^\circ\text{F}$  up to  $+194^\circ\text{F}$  ( $-30^\circ\text{C}$  up to  $+90^\circ\text{C}$ )



**WARNING:** This product can expose you to chemicals including carbon black, which is known to the State of California to cause cancer or birth defects or other reproductive harm. For more information visit [www.P65WARNINGS.ca.gov](http://www.P65WARNINGS.ca.gov)

**Not designed for use on agricultural equipment or recreational vehicles.**

POWER TRANSMISSION



# NORTH AMERICAN VARIABLE SPEED BELTS

## AVAILABLE SIZES

Additional lengths may be available. Contact Megadyne for sizes not listed.

Belt Number	Pitch Length (inch)	Approx. Weight (lbs.)
1228V255	25.5	0.3
1422V255	21.5	0.3
1422V235	23.5	0.3
1422V240	24.0	0.3
1422V256	25.6	0.3
1422V270	27.0	0.3
1422V290	29.0	0.4
1422V300	30.0	0.4
1422V330	33.0	0.4
1422V340	34.0	0.4
1422V360	36.0	0.4
1422V400	40.0	0.5
1422V420	42.0	0.5
1422V440	44.0	0.5
1422V460	46.0	0.6
1422V466	46.6	0.6
1422V470	47.0	0.6
1422V480	48.0	0.6
1422V520	52.0	0.6
1422V540	54.0	0.6
1422V600	60.0	0.7
1422V660	66.0	0.8
1422V720	72.0	0.8
1422V780	78.0	0.8
1426V298	29.8	0.3
1430V215	21.5	0.3
1522V270	27.0	0.4
1622V270	27.0	0.4
1622V297	29.7	0.5
1622V336	33.6	0.5
1626V218	21.8	0.4
1626V262	26.2	0.4
1626V304	30.4	0.5
1626V330	33.0	0.6
1626V339	33.9	0.6
1626V380	38.0	0.6
1626V384	38.4	0.6
1626V395	39.5	0.6
1626V411	41.1	0.6
1626V440	44.0	0.8
1626V455	45.5	0.8
1626V513	51.3	0.8
1626V517	51.7	0.8
1626V604	60.4	1.0
1626V653	65.3	1.1
1626V661	66.1	1.1
1626V700	70.0	1.1
1628V210	21.0	0.3
1628V315	31.5	0.6
1632V210	21.0	0.3
1632V220	22.0	0.3
1632V250	25.0	0.4
1822V207	20.7	0.4
1822V290	29.0	0.6
1822V320	32.0	0.6
1822V328	32.8	0.6

Belt Number	Pitch Length (inch)	Approx. Weight (lbs.)
1632V220	22.0	0.3
1632V250	25.0	0.4
1822V207	20.7	0.4
1822V290	29.0	0.6
1822V320	32.0	0.6
1822V328	32.8	0.6
1822V551	55.1	1.0
1822V590	59.0	1.1
1822V629	62.9	1.3
1826V250	25.0	0.6
1828V368	36.8	0.8
1832V338	33.8	0.7
1922V250	25.0	0.5
1922V256	25.6	0.5
1922V277	27.7	0.5
1922V282	28.2	0.5
1922V292	29.2	0.6
1922V298	29.8	0.6
1922V300	30.0	0.6
1922V307	30.7	0.6
1922V321	32.1	0.6
1922V332	33.2	0.6
1922V333	33.3	0.6
1922V338	33.8	0.6
1922V363	36.3	0.7
1922V381	38.1	0.7
1922V386	38.6	0.8
1922V403	40.3	0.8
1922V408	40.8	0.8
1922V417	41.7	0.8
1922V426	42.6	0.8
1922V433	43.3	0.8
1922V443	44.3	0.8
1922V454	45.4	0.9
1626V517	51.7	0.8
1626V604	60.4	1.0
1626V653	65.3	1.1
1626V661	66.1	1.1
1626V700	70.0	1.1
1628V210	21.0	0.3
1628V315	31.5	0.6
1632V210	21.0	0.3
1632V210	21.0	0.3
1632V220	22.0	0.3
1632V250	25.0	0.4
1822V207	20.7	0.4
1822V290	29.0	0.6
1822V320	32.0	0.6
1822V328	32.8	0.6

Belt Number	Pitch Length (inch)	Approx. Weight (lbs.)
1822V551	55.1	1.0
1822V590	59.0	1.1
1822V629	62.9	1.3
1826V250	25.0	0.6
1828V368	36.8	0.8
1832V338	33.8	0.7
1922V250	25.0	0.5
1922V256	25.6	0.5
1922V277	27.7	0.5
1922V282	28.2	0.5
1922V292	29.2	0.6
1922V298	29.8	0.6
1922V300	30.0	0.6
1922V307	30.7	0.6
1922V321	32.1	0.6
1922V332	33.2	0.6
1922V333	33.3	0.6
1922V338	33.8	0.6
1922V363	36.3	0.7
1922V381	38.1	0.7
1922V386	38.6	0.8
1922V403	40.3	0.8
1922V408	40.8	0.8
1922V417	41.7	0.8
1922V426	42.6	0.8
1922V433	43.3	0.8
1922V443	44.3	0.8
1922V454	45.4	0.9
1922V460	46.0	0.9
1922V481	48.1	0.9
1922V484	48.4	0.9
1922V526	52.6	1.0
1922V544	54.4	1.0
1922V554	55.4	1.1
1922V604	60.4	1.1
1922V630	63.0	1.2
1922V646	64.6	1.2
1922V651	65.1	1.2
1922V666	66.6	1.2
1922V686	68.6	1.4
1922V706	70.6	1.4
1922V721	72.1	1.3
1922V726	72.6	1.3
1922V756	75.6	1.4
1922V806	80.6	1.6
1922V846	84.6	1.7
1922V891	89.1	1.8
1922V966	96.6	1.9
1922V1006	100.6	2.0
1922V1146	114.6	2.3

Belt Number	Pitch Length (inch)	Approx. Weight (lbs.)
1922V1260	126.0	2.4
1926V250	25.0	0.5
1926V275	27.5	0.5
1926V333	33.3	0.6
1926V367	36.7	0.7
1926V380	38.0	0.8
1926V390	39.0	0.9
1926V407	40.7	1.0
1926V427	42.7	1.0
1926V542	54.2	1.3
1930V215	21.5	0.5
1930V355	35.5	0.8
1930V375	37.5	0.9
1930V400	40.0	0.9
1930V425	42.5	1.0
1930V431	43.1	1.0
1930V450	45.0	1.1
1930V475	47.5	1.1
1930V485	48.5	1.1
1930V491	49.1	1.1
1930V500	50.0	1.2
1930V530	53.0	1.2
1930V541	54.1	1.3
1930V560	56.0	1.3
1930V585	58.5	1.4
1930V591	59.1	1.4
1930V600	60.0	1.4
1930V641	64.1	1.5
1930V691	69.1	1.5
1930V750	75.0	1.7
1930V791	79.1	1.8
1930V891	89.1	1.8
1930V991	99.1	2.3
1930V1091	109.1	2.5
1930V1191	119.1	2.7
1934V371	37.1	0.9
2026V422	42.2	0.8
2026V474	47.4	1.0
2026V645	64.5	1.2
2028V315	31.5	0.6
2028V447	44.7	0.8
2030V381	38.1	0.9
2032V624	62.4	1.8
2042V1035	103.5	2.7
2126V309	30.9	0.6
2126V365	36.5	0.9
2126V468	46.8	1.5
2226V276	27.6	0.6
2226V307	30.7	0.7
2230V266	26.6	0.6

VARIABLE SPEED BELTS



**WARNING:** This product can expose you to chemicals including carbon black, which is known to the State of California to cause cancer or birth defects or other reproductive harm. For more information visit [www.P65WARNINGS.ca.gov](http://www.P65WARNINGS.ca.gov)

**Not designed for use on agricultural equipment or recreational vehicles.**



# NORTH AMERICAN VARIABLE SPEED BELTS

## AVAILABLE SIZES

Additional lengths may be available. Contact Megadyne for sizes not listed.

Belt Number	Pitch Length (inch)	Approx. Weight (lbs.)	Belt Number	Pitch Length (inch)	Approx. Weight (lbs.)	Belt Number	Pitch Length (inch)	Approx. Weight (lbs.)	Belt Number	Pitch Length (inch)	Approx. Weight (lbs.)
2230V270	27.0	0.6	2428V806	80.6	2.3	2830V366	36.6	1.0	2930V348	34.8	1.3
2230V273	27.3	0.6	2430V297	29.7	0.8	2830V367	36.7	1.0	2930V492	49.2	1.9
2230V275	27.5	0.6	2430V319	31.9	0.9	2830V393	39.3	1.1	3028V386	38.6	1.6
2230V285	28.5	0.6	2430V345	34.5	0.9	2830V396	39.6	1.1	3030V377	37.7	1.6
2230V326	32.6	0.7	2430V379	37.9	1.0	2830V422	42.2	1.2	3030V387	38.7	1.6
2230V375	37.5	0.8	2436V331	33.1	0.9	2830V428	42.8	1.2	3226V392	39.2	1.7
2230V422	42.2	0.9	2436V333	33.3	0.9	2830V567	56.7	1.9	3226V395	39.5	1.8
2230V890	89.0	2.6	2526V302	30.2	0.9	2830V646	64.6	2.2	3226V400	40.0	1.8
2322V329	32.9	1.1	2526V314	31.4	1.0	2830V666	66.6	2.3	3226V433	43.3	2.0
2322V347	34.7	1.1	2530V300	30.0	0.8	2836V300	30.0	1.2	3226V434	43.4	2.0
2322V364	36.4	1.1	2530V309	30.9	0.8	2836V343	34.3	1.3	3226V439	43.9	2.0
2322V372	37.2	1.1	2530V434	43.4	1.7	2836V350	35.0	1.4	3226V450	45.0	2.0
2322V373	37.3	1.1	2530V470	47.0	1.9	2836V361	36.1	1.4	3226V465	46.5	2.1
2322V384	38.4	1.1	2530V490	49.0	2.0	2836V380	38.0	1.5	3226V505	50.5	2.3
2322V396	39.6	1.2	2530V530	53.0	2.2	2926V366	36.6	1.5	3226V514	51.4	2.4
2322V421	42.1	1.2	2530V550	55.0	2.3	2926V400	40.0	1.6	3226V545	54.5	2.5
2322V434	43.4	1.3	2530V575	57.5	2.4	2926V426	42.6	1.7	3226V585	58.5	2.6
2322V329	32.9	1.1	2530V595	59.5	2.4	2926V452	45.2	1.8	3226V603	60.3	2.7
2322V441	44.1	1.3	2530V610	61.0	2.5	2926V456	45.6	1.9	3226V650	65.0	2.8
2322V461	46.1	1.4	2530V618	61.8	2.5	2926V471	47.1	1.9	3226V663	66.3	3.0
2322V481	48.1	1.4	2530V630	63.0	2.6	2926V477	47.7	1.9	3226V723	72.3	3.2
2322V486	48.6	1.4	2530V660	66.0	2.7	2926V486	48.6	1.9	3226V834	83.4	3.7
2322V521	52.1	1.5	2530V670	67.0	2.7	2926V491	49.1	2.0	3226V843	84.3	3.8
2322V541	54.1	1.6	2530V675	67.5	2.8	2926V521	52.1	2.1	3226V903	90.3	4.0
2322V601	60.1	1.8	2530V700	70.0	2.9	2926V546	54.6	2.2	3226V963	96.3	4.3
2322V604	60.4	1.8	2530V710	71.0	2.9	2926V574	57.4	2.3	3226V973	97.3	4.4
2322V621	62.1	1.8	2530V730	73.0	3.0	2926V586	58.6	2.3	3226V1023	102.3	4.8
2322V661	66.1	1.9	2530V740	74.0	3.0	2926V606	60.6	2.4	3226V1083	108.3	5.1
2322V667	66.7	2.0	2530V750	75.0	3.1	2926V613	61.3	2.4	3230V419	41.9	2.0
2322V681	68.1	2.0	2530V790	79.0	3.2	2926V616	61.6	2.4	3230V481	48.1	2.4
2322V701	70.1	2.1	2530V800	80.0	3.3	2926V636	63.6	2.5	3230V528	52.8	3.0
2322V721	72.1	2.1	2530V840	84.0	3.4	2926V646	64.6	2.6	3230V553	55.3	3.1
2322V801	80.1	2.3	2530V890	89.0	3.6	2926V666	66.6	2.6	3230V560	56.0	3.2
2322V826	82.6	2.4	2530V934	93.4	3.8	2926V686	68.6	2.7	3230V585	85.5	3.3
2322V846	84.6	2.5	2530V990	99.0	4.0	2926V706	70.6	2.8	3230V600	60.0	3.3
2322V886	88.6	2.5	2530V1090	109.0	4.4	2926V726	72.6	2.9	3230V613	61.3	3.3
2322V921	92.1	2.7	2530V1187	118.7	4.8	2926V776	77.6	3.1	3230V644	64.4	3.6
2322V964	96.4	2.8	2530V1250	125.0	5.1	2926V786	78.6	3.1	3230V670	67.0	3.8
2322V1001	100.1	2.9	2530V1290	129.0	5.2	2926V856	85.6	3.4	3230V690	69.0	3.9
2322V1061	106.1	3.1	2530V1490	149.0	6.1	2926V891	89.1	3.5	3230V701	70.1	4.0
2322V1271	127.1	3.7	2530V1690	169.0	6.9	2926V906	90.6	3.6	3230V710	71.0	3.8
2326V310	31.0	0.8	2626V369	36.9	1.3	2926V921	92.1	3.6	3230V750	75.0	4.1
2326V359	35.9	0.9	2626V388	38.8	1.3	2926V966	96.6	3.8	3230V821	82.1	4.9
2330V273	27.3	0.6	2630V345	34.5	1.1	2926V1006	100.6	4.0	3230V850	85.0	5.1
2330V338	33.8	0.7	2636V332	33.2	1.2	2926V1026	102.6	4.1	3230HV553	55.3	4.2
2330V359	35.9	0.7	2822V778	77.8	3.0	2926V1086	108.6	4.3	3230HV570	57.0	4.3
2330V537	53.7	1.8	2826V412	41.2	1.6	2926V1106	110.6	4.4	3230HV585	58.5	4.6
2332V373	37.3	1.1	2826V452	45.2	1.8	2926V1146	114.6	4.5	3230HV613	61.3	4.8
2426V343	34.3	1.1	2830V337	33.7	1.1	2926V1276	127.6	5.0	3230HV620	62.0	4.8
2428V707	70.7	2.1	2830V363	36.3	1.0	2926V1106	110.6	4.4	3230HV644	64.4	5.1

VARIABLE SPEED BELTS



**WARNING:** This product can expose you to chemicals including carbon black, which is known to the State of California to cause cancer or birth defects or other reproductive harm. For more information visit [www.P65WARNINGS.ca.gov](http://www.P65WARNINGS.ca.gov)

**Not designed for use on agricultural equipment or recreational vehicles.**

POWER TRANSMISSION



# NORTH AMERICAN VARIABLE SPEED BELTS

## AVAILABLE SIZES

Additional lengths may be available. Contact Megadyne for sizes not listed.

Belt Number	Pitch Length (inch)	Approx. Weight (lbs.)
3230HV670	67.0	5.3
3230HV821	82.1	6.5
3230HV856	85.6	6.7
3230HV931	93.1	7.3
3236V342	34.2	1.6
3236V369	36.9	1.7
3236V389	38.9	2.1
3236V552	55.2	2.4
3236V584	58.4	2.5
3236V643	64.3	3.1
3236V903	90.3	3.9
3326V478	47.8	2.1
3430V424	42.4	2.0
3430V450	45.0	2.1
3430V484	48.4	2.3
3430V510	51.0	2.5
3432V450	45.0	2.2
3432V456	45.6	2.3
3432V480	48.0	2.3
3432V484	48.4	2.3
3432V528	52.8	2.5
3630V455	45.5	2.5
3636V479	47.9	2.8
3826V465	46.5	2.8
3830V501	50.1	3.3
3830V510	51.0	3.3
3830V515	51.5	3.3
3830V517	51.7	3.4
3830V580	58.0	3.8
3830V587	58.7	3.5
3836V418	41.8	2.2
3836V426	42.6	2.2
3836V654	65.4	3.8
3836V734	73.4	4.3
4030V538	53.8	3.8
4034V1000	100.0	7.2
4036V541	54.1	4.0
4036V574	57.4	4.0
4230V526	52.6	3.5
4230V556	55.6	3.7
4230V605	60.5	4.1
4234V998	99.8	7.1
4430V455	45.5	3.6
4430V510	51.0	4.1
4430V530	53.0	4.2
4430V555	55.5	4.4
4430V570	57.0	4.5
4430V578	57.8	4.6
4430V600	60.0	4.8
4430V610	61.0	4.8

Belt Number	Pitch Length (inch)	Approx. Weight (lbs.)
4430V630	63.0	5.0
4430V660	66.0	5.2
4430V670	67.0	5.3
4430V690	69.0	5.4
4430V700	70.0	5.5
4430V710	71.0	5.6
4430V718	71.8	5.7
4430V730	73.0	5.8
4430V740	74.0	5.8
4430V750	75.0	5.9
4430V760	76.0	6.0
4430V772	77.2	6.1
4430V780	78.0	6.1
4430V790	79.0	6.2
4430V800	80.0	6.3
4430V850	85.0	6.7
4430V900	90.0	6.9
4430V910	91.0	7.2
4430V930	93.0	7.4
4430V950	95.0	7.5
4430V1000	100.0	7.9
4430V1030	103.0	8.1
4430V1060	106.0	8.3
4430V1090	109.0	8.6
4430V1150	115.0	9.0
4430V1250	125.0	9.9
4430V1320	132.0	10.3
4430V1410	141.0	10.6
4430V1460	146.0	10.7
4430V1610	161.0	12.0
4430V1810	181.0	13.4
4436V329	32.9	2.5
4436V525	52.5	4.3
4436V551	55.1	4.3
4436V561	56.1	4.6
4436V576	57.6	4.5
4436V646	64.6	5.0
4436V714	71.4	5.6
4626V596	59.6	5.3
4630V650	65.0	6.6
4630V663	66.3	6.7
4630V668	66.8	6.8
4630V683	68.3	6.8
4630V733	73.3	7.4
4630V1070	107.0	8.8
4632V659	65.9	6.8
4632V680	68.0	7.0
4632V722	72.2	7.3
4636V612	61.2	7.2
4830V602	60.2	5.6

Belt Number	Pitch Length (inch)	Approx. Weight (lbs.)
4830V653	65.3	6.0
4830V663	66.3	6.2
4830V683	68.3	6.3
4830V692	69.2	6.4
4830V699	69.9	6.5
4830V730	73.0	6.7
4830V750	75.0	6.9
4830V850	85.0	7.8
4830V970	97.0	8.9
4830V1000	100.0	9.8
4836V588	58.8	5.3
4836V608	60.8	5.5
4836V618	61.8	5.5
4836V642	64.2	5.8
4836V655	65.5	5.9
4836V659	65.9	5.9
4836V670	67.0	6.0
4836V700	70.0	6.2
4836V710	71.0	6.4
4836V729	72.9	6.5
4836V750	75.0	6.8
4836V789	78.9	7.0
4836V800	80.0	7.2
4836V850	85.0	7.7
4836V900	90.0	8.1
4836V950	95.0	8.5
4836V1000	100.0	9.8
4836V1060	106.0	10.3
4836V1120	112.0	10.9
4836V1180	118.0	11.5
4836V1250	125.0	12.2
5126V938	93.8	9.8
5130V732	73.2	8.4
5130V787	78.7	9.1
5228V930	93.0	11.0
5230V652	65.2	7.9
5230V734	73.4	8.6
5230V867	86.7	10.2
5230V928	92.8	10.6
5428V959	95.9	9.4
5430V783	78.3	8.9
5436V750	75.0	8.9
5636V774	77.4	9.2
5636V845	84.5	10.0
5830V737	73.7	9.3
5830V756	75.6	9.9
5836V737	73.7	9.6
6036V850	85.0	10.3
6136V751	75.1	9.8
6136V756	75.6	9.8

Belt Number	Pitch Length (inch)	Approx. Weight (lbs.)
6236V725	725.0	9.8
6236V762	76.2	10.3
6236V785	78.5	10.5
6236V849	84.9	11.4
6236V905	90.5	12.1
6236V969	96.9	13.0
6236V1009	100.9	13.5
6236V1321	132.1	17.5

VARIABLE SPEED BELTS





# METRIC ISO - R1604 STANDARD

## AVAILABLE SIZES

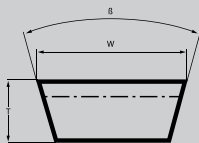
Additional lengths may be available. Contact Megadyne for sizes not listed.

### PART NOMENCLATURE

## 450W16

**450** = Pitch Length (mm)  
**W16** = Width x Thickness (mm)

### BELT CROSS SECTION



European metric sizes are also available. Other metric sizes, such as 10/1120, 30/40/1600, etc., are available on special order. Contact Megadyne for availability.

ISO R1604	W16	W20	W25	W31.5	W40	W50	W63	W80	W100
Width x Thickness (mm)	17 x 6	21 x 7	26 x 8	33 x 10	42 x 13	52 x 16	65 x 20	83 x 26	104 x 32
Angle (β)	28°	28°	28°	28°	28°	28°	28°	28°	28°

Iso Belt Number	Pitch Length (mm)	Approx. Weight (lbs.)
450W16	450	0.113
500W16	500	0.125
560W16	560	0.14
600W16	600	0.148
630W16	630	0.157
710W16	710	0.178
800W16	800	0.2
900W16	900	0.225
1000W16	1000	0.25
560W20	560	0.224
630W20	630	0.252
640W20	640	0.256
710W20	710	0.284
800W20	800	0.32
900W20	900	0.36
1000W20	1000	0.4
1120W20	1120	0.448
1250W20	1250	0.5
560W25	560	0.295
690W25	690	0.364
710W25	710	0.374
750W25	750	0.396
790W25	790	0.417
800W25	800	0.422
900W25	900	0.475
1000W25	1000	0.528
1120W25	1120	0.592
1250W25	1250	0.66
1400W25	1400	0.739
1630W25	1630	0.844
1710W25	1710	0.9

Iso Belt Number	Pitch Length (mm)	Approx. Weight (lbs.)
800W31.5	800	0.534
840W31.5	840	0.561
870W31.5	870	0.581
900W31.5	900	0.601
950W31.5	950	0.634
1000W31.5	1000	0.665
1050W31.5	1050	0.698
1120W31.5	1120	0.745
1250W31.5	1250	0.831
1400W31.5	1400	0.931
1600W31.5	1600	1.07
1800W31.5	1800	1.19
2000W31.5	2000	1.32
1060W40	1060	1.48
1100W40	1100	1.54
1120W40	1120	1.57
1180W40	1180	1.65
1250W40	1250	1.75
1400W40	1400	1.96
1600W40	1600	2.24
1660W40	1660	2.32

Iso Belt Number	Pitch Length (mm)	Approx. Weight (lbs.)
1250W50	1250	2.53
1400W50	1400	2.83
1600W50	1600	3.24
1800W50	1800	3.65
2000W50	2000	4.05
2240W50	2240	4.54
2500W50	2500	5.07
2800W50	2800	5.68
3150W50	3150	6.39
1600W63	1600	5.11
1800W63	1800	5.75
2000W63	2000	6.38
2240W63	2240	7.16
2500W63	2500	7.99
2800W63	2800	8.94
3150W63	3150	10.06
3550W63	3550	11.4
4000W63	4000	12.77
2240W80	2240	10.7
2800W100	2800	17.3

### VARIABLE SPEED BELTS FOR EURODRIVE UNITS

Order Belt	Part	Unit	Ratio
25 x 8 X 680 LI	00108855	VU1	4/1
25 X 8 X 655 LI	00108782	VU1	6/1-8/1
32 X 10 X 820 LI	00109088	VU2	4/1
32 X 10 X 790 LI	00109010	VU2	6/1-8/1
40 X 13 X 1040 LI	00109282	VU3	4/1
40 X 13 X 1000 LI	00109223	VU3	6/1-8/1
52 X 16 X 1180 LI	00109401	VU4	4/1-6/1
70 X 19 X 1445 LI	00109630	VU5	4/1-6/1
75 X 18 X 1980 LI	—	—	—
75 X 23 X 1900 LI	—	—	—

VARIABLE SPEED BELTS



**WARNING:** This product can expose you to chemicals including carbon black, which is known to the State of California to cause cancer or birth defects or other reproductive harm. For more information visit [www.P65WARNINGS.ca.gov](http://www.P65WARNINGS.ca.gov)

**Not designed for use on agricultural equipment or recreational vehicles.**

POWER TRANSMISSION



# EUROPEAN VARIABLE SPEED BELTS

## METRIC SIZES

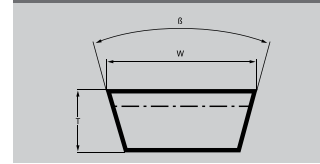
**AVAILABLE SIZES:** Additional lengths may be available. Contact Megadyne for sizes not listed.

### PART NOMENCLATURE

## 22X8X500

- 22** = Top Width (mm)
- 8** = Thickness (mm)
- 500** = Inside Thickness (mm)

### BELT CROSS SECTION



22 X 8 mm 26° ANGLE	
Inside Length (mm)	Pitch Length (mm)
500	540
525	560
550	590
560	600
575	610
600	640
625	660
650	690
675	710
700	740
725	760
750	790
775	810
800	840
850	890
900	940
950	990
1000	1040
1060	1110
1120	1160
1180	1220
1225	1260
1250	1290
1320	1360
1400	1440
1500	1540
1600	1640
1700	1740
1800	1840
1900	1940
2000	2040

28 X 8 mm 26° ANGLE	
Inside Length (mm)	Pitch Length (mm)
525	560
550	590
575	610
600	640
625	660
650	690
675	710
700	740
750	790
800	840
850	890
900	940
950	990
1000	1040
1060	1110
1120	1160
1180	1220
1250	1290
1320	1360
1400	1440
1500	1540
1600	1640
1700	1740
1800	1840
1900	1940
2120	2160

28 X 10 mm 26° ANGLE	
Inside Length (mm)	Pitch Length (mm)
750	800
800	950
850	900
900	950
950	1000
1000	1050
1060	1110
1120	1170
1180	1230
1250	1300
1320	1370
1400	1450
1500	1550
1600	1650
1700	1750
1800	1850
1900	1950
2000	2050

36 X 10 mm 30° ANGLE	
Inside Length (mm)	Pitch Length (mm)
600	650
625	670
650	700
675	720
700	750
725	770
750	800
800	850
850	900
900	950
950	1000
1000	1050
1060	1110
1120	1170
1180	1230
1250	1300
1320	1370
1400	1450
1500	1550
1600	1650
1700	1750
1800	1850
1900	1950
2000	2050
2120	2170
2240	2290

46 X 13 mm 30° ANGLE	
Inside Length (mm)	Pitch Length (mm)
795	855
845	905
870	930
895	955
945	1005
995	1055
1025	1085
1055	1115
1115	1175
1140	1200
1175	1235
1190	1250
1245	1305
1265	1325
1315	1375
1395	1455
1430	1490
1495	1555
1560	1620
1595	1655
1635	1695
1695	1755
1735	1795
1750	1610
1795	1855
1895	1955
1915	1975
2000	2060
2060	2120
2120	2180
2210	2270
2240	2300
2360	2420
2400	2460
2500	2560
2800	2860

54 X 16 mm 30° ANGLE	
Inside Length (mm)	Pitch Length (mm)
1180	1255
1250	1325
1320	1375
1400	1475
1500	1575
1600	1675
1800	1875
2000	2075
2240	2320

70 X 20 mm 30° ANGLE	
Inside Length (mm)	Pitch Length (mm)
1320	1415
-	1445
1400	1495
1500	1595
1600	1695
1700	1795
1800	1895
1900	1995
2000	2090
2065	2160
-	2120
2120	2220
2240	2330
2360	2450
2500	2590
2800	2890
3150	3240
3210	3300
3260	3350
3520	3610

### ASYMMETRICAL VARIABLE SPEED BELTS FOR SCHLAFHORST SPINNING MACHINES

- 52 x 17 x 1800 PL
- 52 x 17 x 2120 PL
- 52 x 20 x 2400 PL
- 52 x 20 x 2560 PL

VARIABLE SPEED BELTS



# PULLEYS & BUSHINGS



**Megadyne offers a comprehensive line of pulleys and bushings for V-belts and synchronous/timing applications. Contact us for complete product information.**

## **LIGHT DUTY PULLEYS:**

Light duty cast iron pulleys are machined from gray cast iron. They are statically balanced, painted and are individually packaged. Available in single and double groove. Bushings are ordered separately.

- AK Pulleys fit 3L, 4L and A section
- BK Pulleys fit 4L, A, 5L and B section

## **VARIABLE PITCH PULLEYS:**

Available in single (1VP) and double (2VP) groove. Includes hollow head set screws and keyseat. Jason standard pulleys can be used as a companion pulley. Available in various bore sizes. Fits 3L, 4L, 5L, A or B belt sections.

## **AL (BLOWER) PULLEYS:**

AL Pulleys for Light Duty Applications. Cast Aluminum construction. Includes set screw and keyseat. Not to be used with drives rated for "AX" belt (cogged raw edge).

## **QD PULLEYS AND BUSHINGS:**

QD pulleys and bushings are available for heavy duty applications. They are statically balanced and painted, and are individually packaged, sealed in plastic wrap.

- A/B Combination up to 6 grooves
- 3V section up to 10 grooves
- C section up to 8 grooves
- 5V section up to 6 grooves
- D section up to 10 grooves

## **SYNCHRONOUS/TIMING PULLEYS/CLAMPING PLATES:**

Megadyne supplies complete drives, including metric pulleys and clamping belt plates made to standard and custom specifications. Available in aluminum or steel, our pulleys are manufactured to precise tolerances to assure a perfect fit between belt and pulley. Timing pulleys are balanced, painted and available in all standard pitches for quick delivery. Contact us for more information.

## **NON-STOCK/MADE-TO-ORDER:**

If you do not find the pulley you need in this catalog, please contact us. We can supply quotations on virtually any non-stock or made-to-order pulley with special features or construction. We are often able to supply the product with minimal delays on a special order basis.



**WARNING:** This product can expose you to chemicals including lead, which is known to the State of California to cause cancer or birth defects or other reproductive harm. For more information visit [www.P65WARNINGS.ca.gov](http://www.P65WARNINGS.ca.gov)




# PULLEYS & BUSHINGS

## LIGHT & HEAVY DUTY

- Individually Bagged/Packaged for Protection
- Individually Bar-Coded


Not all items are in stock at all locations.  
Please contact Megadyne for complete product information.

### LIGHT DUTY PULLEYS & BUSHINGS




**AK - BORED TO SIZE**  
**BK - BORED TO SIZE**

- - .75" through 15.75" diameter
- - 1/2" through 1-7/16" diameter



**AK - BUSHED**  
**BK - BUSHED H - BUSHINGS**

- - Pulley 3" through 18.75" diameter
- - "H" Bushed Sheave reduces inventory & increases selection
- - 5/8" through 1-3/8" bore range



**VARIABLE PITCH PULLEYS**

- 1VP and 2VP Variable Pitch
- Fits 3L, 4L/A, 5L/B, A, B or 5V Belts
- 2-1/2" through 7-1/2" diameter
- 1/2" through 1-5/8" bore



**AL (BLOWER) PULLEYS**


- Bored to size with 5/8" through 1" diameter
- 5" through 12" diameter pulley

### HEAVY DUTY PULLEYS & BUSHINGS



**QD PULLEYS & BUSHINGS**

- 3.57" through 58" diameter
- Single through 8 groove pulleys
- JA, H, SH, SDS, SD, SK, SF, E, F, J, M, N, P Bushings
- 5/8" through 6" bore



**SPLIT TAPER PULLEYS & BUSHINGS**

- Pulley used with double split taper bushings
- 3.75" through 12.75" diameter
- P1 & Q1 Bushings from 5/8" through 1-15/16"




# BELT ACCESSORIES



## SHEAVE GAUGE

Can be used to determine both Sheave and Belt size. Check for sheave wear to determine when a replacement is necessary.

**PART NUMBER: G001**



## V-BELT MEASURER

Measures all size industrial v-belts up to 110" in ranges of 3/8", 1/2" and 5/8" accurately and efficiently.

**PART NUMBER: 32-9108**



**WARNING:** This product can expose you to chemicals including lead, which is known to the State of California to cause cancer or birth defects or other reproductive harm. For more information visit [www.P65WARNINGS.ca.gov](http://www.P65WARNINGS.ca.gov)



## TENSION TESTER GAUGE

Assures proper belt tension and installation.

**PART NUMBER: TESTER**



**WARNING:** This product can expose you to chemicals including lead, which is known to the State of California to cause cancer or birth defects or other reproductive harm. For more information visit [www.P65WARNINGS.ca.gov](http://www.P65WARNINGS.ca.gov)



## DTM-CONNECT TENSION METER

**DTM-connect** is the acoustic tension meter used for quick and easy measurement of the belt tension, also called strand tension, belt strand force or belt tension force.

Optimal belt tension is necessary to ensure a long service life of the belt and a trouble-free operation of your drive.

The device is fully electronic and equipped with the latest microprocessor technology for simple, high-precision measurements.

It is suitable for all belt types, e.g. V-belts, toothed and power belts or ribbed belts, which are in the measuring frequency range between 10 and 600 Hz. The type, color and quality of the belt have no influence on the measurement result.

### DTM-CONNECT SCOPE OF DELIVERY AND DEVICE DESCRIPTION


- Small sensor head
- Flexible gooseneck
- Stable hard case
- OLED display
- On/Off button
- 3 function keys for menu control
- Connection for charging cable
- USB-C charging cable
- Europlug

### DTM-CONNECT FEATURES

- Non-contact, acoustic measurement technology with a highly sensitive sensor for exact belt tension measurement
- Suitable for all belt and tension member types
- Small sensor head on a flexible gooseneck for measurements even in areas difficult to access
- Ergonomic shape for optimal one-hand use
- Integrated, rechargeable lithium polymer battery
- Additional functions via the use of a custom app

# SKIRTBOARD RUBBER

## SBR SKIRTBOARD RUBBER 6340 BEVELED EDGE



### TECHNICAL INFO

- Abrasion and Weather Resistant
- 55 - 60 Durometer
- 1000 PSI Tensile Strength, 300% Elongation
- Cut Widths (Not Extruded)
- Use with conveyor belt for fine material
- Temperature Range: -20°F (-29°C) to +180°F (+83°C)



Part Number	Gauge		Width		Roll Length		Weight 50 Foot Length
	inch	mm	inch	mm	feet	meter	lbs
6340-1204	3/8	9.53	4	101.60	50	15.24	46
6340-1205	3/8	9.53	5	127.00	50	15.24	58
6340-1206	3/8	9.53	6	152.40	50	15.24	73
6340-1208	3/8	9.53	8	203.20	50	15.24	82
6340-1604	1/2	12.70	4	101.60	50	15.24	60
6340-1605	1/2	12.70	5	127.00	50	15.24	75
6340-1606	1/2	12.70	6	152.40	50	15.24	97
6340-1608	1/2	12.70	8	203.20	50	15.24	109
6340-1610	1/2	12.70	10	254.00	50	15.24	150



# SKIRTBOARD RUBBER

## SBR SKIRTBOARD RUBBER 6341 SQUARE EDGE



### TECHNICAL INFO

- Abrasion and Weather Resistant
- 55 - 60 Durometer
- 1000 PSI Tensile Strength, 300% Elongation
- Cut Widths (Not Extruded)
- Use with conveyor belt or as chute lining
- Temperature Range: -20°F (-29°C) to +180°F (+83°C)

Part Number	Gauge		Width		Roll Length		Weight 50 Foot Length
	inch	mm	inch	mm	feet	meter	lbs
6341-0802	1/4	6.35	2	50.80	50	15.24	16
6341-0803	1/4	6.35	3	76.20	50	15.24	24
6341-0804	1/4	6.35	4	101.60	50	15.24	31
6341-0805	1/4	6.35	5	127.00	50	15.24	38
6341-0806	1/4	6.35	6	152.40	50	15.24	47
6341-0807	1/4	6.35	7	177.80	50	15.24	56
6341-0808	1/4	6.35	8	203.20	50	15.24	65
6341-0810	1/4	6.35	10	254.00	50	15.24	78
6341-0812	1/4	6.35	12	304.80	50	15.24	97
6341-0848	1/4	6.35	48	1219.20	50	15.24	390
6341-1202	3/8	9.53	2	50.80	50	15.24	21
6341-1203	3/8	9.53	3	76.20	50	15.24	32
6341-1204	3/8	9.53	4	101.60	50	15.24	42
6341-1205	3/8	9.53	5	127.00	50	15.24	53
6341-1206	3/8	9.53	6	152.40	50	15.24	63
6341-1207	3/8	9.53	7	177.80	50	15.24	76
6341-1208	3/8	9.53	8	203.20	50	15.24	90
6341-1210	3/8	9.53	10	254.00	50	15.24	108
6341-1212	3/8	9.53	12	304.80	50	15.24	128
6341-1248	3/8	9.53	48	1219.20	50	15.24	520
6341-1602	1/2	12.70	2	50.80	50	15.24	30
6341-1603	1/2	12.70	3	76.20	50	15.24	45
6341-1604	1/2	12.70	4	101.60	50	15.24	60
6341-1605	1/2	12.70	5	127.00	50	15.24	74
6341-1606	1/2	12.70	6	152.40	50	15.24	89
6341-1607	1/2	12.70	7	177.80	50	15.24	104
6341-1608	1/2	12.70	8	203.20	50	15.24	121
6341-1610	1/2	12.70	10	254.00	50	15.24	150
6341-1612	1/2	12.70	12	304.80	50	15.24	181
6341-1648	1/2	12.70	48	1219.20	50	15.24	726

Part Number	Gauge		Width		Roll Length		Weight 50 Foot Length
	inch	mm	inch	mm	feet	meter	lbs
6341-2402	3/4	19.05	2	50.80	50	15.24	60
6341-2403	3/4	19.05	3	76.20	50	15.24	68
6341-2404	3/4	19.05	4	101.60	50	15.24	91
6341-2405	3/4	19.05	5	127.00	50	15.24	112
6341-2406	3/4	19.05	6	152.40	50	15.24	133
6341-2407	3/4	19.05	7	177.80	50	15.24	157
6341-2408	3/4	19.05	8	203.20	50	15.24	182
6341-2410	3/4	19.05	10	254.00	50	15.24	226
6341-2412	3/4	19.05	12	304.80	50	15.24	270
6341-2448	3/4	19.05	48	1219.20	50	15.24	1120
6341-3202	1	25.40	2	50.80	50	15.24	77
6341-3203	1	25.40	3	76.20	50	15.24	95
6341-3204	1	25.40	4	101.60	50	15.24	116
6341-3205	1	25.40	5	127.00	50	15.24	144
6341-3206	1	25.40	6	152.40	50	15.24	173
6341-3207	1	25.40	7	177.80	50	15.24	199
6341-3208	1	25.40	8	203.20	50	15.24	228
6341-3210	1	25.40	10	254.00	50	15.24	289
6341-3212	1	25.40	12	304.80	50	15.24	345
6341-3248	1	25.40	48	1219.20	50	15.24	1420

## AND LIMITED WARRANTY OF SALE

All prices, terms and conditions of sale are subject to change without prior notice. Buyer agrees to all terms and conditions of seller upon the placement of any and all purchase orders.

### GENERAL

- All orders are subject to a minimum charge of \$25.00
- All claims must be made within seven (7) days of receipt of merchandise.
- The company reserves the right at all times to reject any and all orders for any reason.

### PAYMENT TERMS

- Net 30 days (to approved and qualified accounts)
- We reserve the right to hold shipments against past due accounts.
- Seller may require full or partial payment in advance if, in its sole judgement, the financial condition of the buyer does not justify the terms specified.
- All past due accounts are subject to a late payment charge of 1.5% per month, or maximum allowed by law if different, along with the expenses incidental to collection including reasonable attorney's fees
- Returned checks are subject to a minimum \$50.00 charge.

### ACCEPTANCE, ALTERATION AND CANCELLATION OF ORDERS

Orders for other than standard items or standard lengths may not be cancelled after purchase has been committed, production scheduled or any costs incurred.

### RETURN OF DEFECTIVE MERCHANDISE

Defective or failed material to be held at the buyer's premises until authorization has been granted by seller to return or dispose of merchandise. Merchandise to be returned for final inspection must be returned Freight Prepaid in the most economical way. Credit will be issued for material found to be defective upon our inspection based on prices at time of purchase.

### MERCHANDISE SHIPPED IN ERROR

Buyer must notify seller immediately on any merchandise shipped in error. Upon notification, merchandise is to be returned to seller either via truck on a Freight Collect basis, via carrier of our choice, or via UPS on a Freight Prepaid basis. Buyer will be reimbursed for cost of merchandise, plus any additional freight which may have been incurred due to shipping error.

### MERCHANDISE ORDERED IN ERROR

Standard packaged merchandise only may be returned, provided that the merchandise is in the original buyer's possession not more than 30 days. If merchandise is accepted for return, merchandise must be returned Freight Prepaid, and buyer will be charged a minimum of 15% rehandling charge, plus a chargeback for outbound freight charges if the original order was shipped prepaid. Returns are not accepted for any merchandise that is specifically manufactured to meet the buyer's requirement of either specifications or large quantity.

### DELIVERY, DAMAGES, SHORTAGES

Delivery to the initial common carrier shall constitute the delivery to the buyer. Our responsibility, insofar as transportation risks are concerned, ceases upon the delivery of the merchandise in good condition to such a carrier, and all the merchandise shall be shipped at the buyer's risk.

### GOODS DAMAGED IN SHIPMENT

Upon receipt of shipment, any evidence of damage to original shipping package must be reported by the receiving party and a claim made with the delivering carrier upon receipt of shipment.

### CONCEALED DAMAGE

Any evidence of damage to material shipped, upon the opening of the original shipping package, must be reported by the receiving party to and a claim made with the delivering carrier without delay.

### LIMITED WARRANTY

The merchandise or products sold or distributed by Megadyne America are warranted to our customers to be free from defects in material and workmanship at the time of shipment by us. All warranty claims shall be made within 90 days after we have shipped the merchandise. Our liability hereunder is limited to the purchase price of any merchandise proved defective, or, at our option, to the replacement of such merchandise upon its authorized return to us.

**THIS WARRANTY IS IN LIEU OF AND EXCLUDES ALL OTHER WARRANTIES, EXPRESSED, IMPLIED, STATUTORY, OR OTHERWISE CREATED UNDER APPLICABLE LAW INCLUDING, BUT NOT LIMITED TO, THE WARRANTY OF MERCHANTABILITY AND THE WARRANTY OF FITNESS FOR A PARTICULAR PURPOSE. IN NO EVENT SHALL WE BE LIABLE FOR SPECIAL, INCIDENTAL, OR CONSEQUENTIAL DAMAGES, INCLUDING LOSS OF PROFITS.**

Copyright Notice: Megadyne America LLC copyright. All rights reserved. Megadyne is and shall remain the owner of all right on drawings, technical specifications and any other information contained in the present catalog or otherwise communicated by Megadyne America LLC to the customer. The customer shall not disclose such information to third parties or use such information for purposes different from the definition of the order to Megadyne America LLC, unless upon prior written authorization of Megadyne.

See inside cover for all other Trademark information.









# Discover Your Local Contact

The local partner of choice  
for sustainable power transmission belting solutions  
around the globe.



## General Contact Information Megadyne

5 Dedrick Place  
West Caldwell, NJ 07006  
United States

[megadynegroup.com](http://megadynegroup.com)  
[megadynegroup.com/usa/contact-us](http://megadynegroup.com/usa/contact-us)



Scan the QR code to  
find your local contact.

